



COUNTY OF EL PASO
County Purchasing Department
500 East San Antonio, Suite PU500
El Paso, Texas 79901
(915) 546-2048
(915) 546-8180 Fax

Notice to Interested Parties

Sealed bids will be received at the County Purchasing Department, 500 E. San Antonio, Suite PU500, El Paso, Texas 79901 before 2:00 p.m., **Wednesday, February 27, 2008** to be opened at the County Purchasing Office the same date for **(Bid) Officer Uniforms, Patches, Badges, and Insignias**. A pre-bid conference will be held on Tuesday, February 12, 2008 at 10:00 a.m. in the Purchasing Conference Room located at 500 East San Antonio, Room 500, El Paso, Texas 79901.

Bids must be in a sealed envelope and marked:
"Bid to be opened February 27, 2008
(Bid) Officer Uniforms, Patches, Badges, and Insignias
Bid #08-009"

Any questions or additional information required by interested vendors must be submitted in writing to the attention of the County Purchasing Agent before Tuesday, February 19, 2008, at 12:00 p.m. Questions can be faxed to (915)-546-8180.

Said contract shall be let to the lowest responsible bidder, and the **COMMISSIONER'S COURT RESERVES THE RIGHT TO REJECT ANY AND ALL BIDS AND WAIVE TECHNICALITIES**. Only bids that conform to specifications will be considered. Faxed bids will not be accepted. Successful bidder shall not order items or services until a Purchase Order is received from the County Purchasing Office. Payment will not be made on items delivered without a Purchase Order. Contract will be awarded by lump sum or line item, whichever is in the best interest of the County.

In order to remain active on the El Paso County Vendor list, each vendor receiving this bid must respond in some form. Vendors submitting a bid must meet or exceed all specifications herein. Vendors submitting a no bid must submit their reason in writing to the El Paso County Purchasing Department.

If the bid totals more than \$100,000.00, the bidder shall furnish a certified cashier's check made payable to the order of El Paso County or a good and sufficient bid bond in the amount of 5% of the total contract price, executed with a surety company authorized to do business in the State of Texas. The bid bond must be included with the bid at the time of the opening.

PITI VASQUEZ
County Purchasing Agent

BIDDING SCHEDULE

To: El Paso County, Texas

I or we agree to furnish the following described equipment, supplies, or services for the prices shown in accordance with specifications listed below or attached. By execution of this bid, I hereby represent and warrant to El Paso County that I have read and understood the Bid Documents and the Contract Documents and this bid is made in accordance with the Bid Documents.

Please quote prices and discounts on the following items:

F. O. B. El Paso County

| |
|--|
| Description – Bid #08-009 (Bid) Officer Uniforms, Patches, Badges, and Insignias Vendor must meet or exceed specifications |
| TOTAL COST |
| \$ |
| Please do not include tax, as the County is tax-exempt. We will sign tax exemption certificates covering these items. Please submit one (1) original copy and two (2) copies of your bid. |

Company

Address

Federal Tax Identification No.

City, State, Zip Code

CIQ Document Number

CIQ Sent Date

Representative Name & Title

Telephone

Fax Number

E-mail

Signature

*****THIS MUST BE THE FIRST PAGE ON ALL BIDS*****

(Bid) Officer Uniforms, Patches, Badges, and Insignias

Bid #08-009



**Opening Date
Wednesday, February 27, 2008**

**EL PASO SHERIFF'S OFFICE
UNIFORMS BID**

CHECKLIST

Additional Information - 2 pages

Specifications

1. Deputy Class A Pant - 3 pages
2. Deputy Ladies Short Sleeve Shirt - 2 pages
3. Deputy Mens Short Sleeve Shirt - 3 pages
4. Deputy Ladies Long Sleeve Shirt - 2 pages
5. Deputy Mens Long Sleeve Shirt - 3 pages
6. Ladies White Long Sleeve Shirt - 2 pages
7. Ladies White Short Sleeve Shirt - 2 pages
8. Men White Long Sleeve Shirt - 3 pages
9. Men White Short Sleeve - 3 pages
10. D.O. BDU Pant - 1 page
11. D.O. Tactical Shirt - 1 page
12. D.O. Mens Class "A" Trouser - 1 pages
13. D.O. Women's Class "A" Trouser - 2 pages
14. D.O. Mens Short Sleeve Class "A" Shirt - 2 pages
15. D.O. Women's Short Sleeve Class "A" Shirt - 2 pages
16. SRT BDU Pant - 1 page
17. SRT BDU Tactical Shirt - 1 page
18. Courthouse Mens Long Sleeve Shirt - 3 pages
19. Courthouse Black Pant - 3 pages
20. Deputy Motorcycle Breeches - 2 pages
21. Light Weight Jacket - 3 pages
22. Liner - 1 page
23. Deputy Champ Jacket - 3 pages
24. Deputy Rain Coat - 1 page
25. Sheriff's Office Patch - 1 page
26. Detention Officer & Courthouse Security Badge - 1 page
27. Deputy Badge - 1 page
28. Rank/Longivity Insignia - 1 page
29. Detention Officer Patch Badge - 1 pages
30. Detention Officer Name Tag - 1 pages

**El Paso County Sheriff's Office
Additional Information
December 14, 2007**

1. Sufficient inventory at store at all times to meet the below listed demand over and above the replacement uniforms.
2. There are approximately four Detention Officer academies of 30 cadets each through the fiscal year.
3. There is approximately one peace officer academy of 30 cadets through the fiscal year.
4. **Current uniform is not being changed so no alternatives will be accepted.**
5. Local base store so officers can be fitted and any alterations are made at the store.
6. Sufficient sizes must be available at all times to accommodate all male and female personnel.
7. This is a two year bid.
8. Uniform issuance:

| Detention Officers Issuance | Quantity |
|-----------------------------|----------|
| BDU's (Shirt & Pant) | 4 Sets |
| Class A (Shirt & Pant) | 1 Set |
| Lightweight jacket w/liner | 1 |
| Badge | 1 |
| Insignias | |
| Patches | |

| Deputy Issuance | Quantity |
|-----------------------------|----------|
| Class A (Shirt & Pant) | 5 Sets |
| Light weight jacket w/liner | 1 |
| Heavy duty Champ jacket | 1 |
| Rain coat | 1 |
| Badge | 2 |
| Insignias | |
| Patches | |

8. Uniforms Purchased during Fiscal 2006/07

| Deputy Uniform | Quantity |
|----------------------------------|-----------------|
| Raincoat | 6 |
| Jacket with Liner | 7 |
| Heavy Duty Camp Jacket | 7 |
| Gray Shirt Long Sleeve | 220 |
| Gray Shirt Short Sleeve | 265 |
| White Shirt Short Sleeve | 4 |
| White Shirt Long Sleeve | 4 |
| Gray Pants | 338 |
| K-9 BDU Pants & Shirt | 26 Sets |
| Motorcycle Breeches | 5 |

| Detention Officer Uniform | Quantity |
|----------------------------------|-----------------|
| Rain Coat | 7 |
| Jacket/Liner | 77 |
| White Long Sleeve Shirt | 6 |
| White Short Sleeve Shirt | 7 |
| Class A Shirt | 337 |
| Class A Pant | 350 |
| BDU Pants & Shirts | 950 |

| Courthouse Security | Quantity |
|----------------------------|-----------------|
| Dress Shirts | 20 |
| Dress Pants | 20 |

**DEPUTY
CLASS A PANT**

MODEL NUMBER:

To be Fechheimer Brothers Company #39404 Command Trousers w/ club pockets.

FABRIC:

Delta Mills 9233-11364

2x2 Serge, 70% Polyester, 28% Rayon, 2% Lycra

Weight 11.50 – 12.00 oz. Lin Yard, Width 54/56, Yarn sizes: 189 warp

15/1 and 2/150/68 filling (Pick and Pick) Construction 84.5x52 Machine Washable

COLOR: Heather Grey

DESIGN:

Trouser shall be manufactured from a men's uniform trouser pattern. The trouser shall incorporate a plain front, two (2) quarter top front pockets, two (2) hip pockets and two (2) club pockets, one below each hip pocket. Trouser to be straight leg style.

POCKETING:

The pocketing fabric is composed of a spun polyester/cotton warp to allow for breath ability and a textured filling yarn to add extra strength in the pocket bag. The specifications for the pocketing fabric is as follows:

| | |
|------------------|---------------------------|
| Overall content: | 73% Polyester, 27% Cotton |
| Count: | 80 x 46 |
| Weave: | Plain |

POCKET DESIGN:

The two (2) front pockets will be quarter top style with a minimum opening of 6" and minimum depth of 5 ¾" measured from the bottom of the pocket opening. Pockets shall be constructed using the stitch, turn, and topstitch method. Pocket facings shall be made of the basic fabric and shall measure a minimum of 3" in width.

The two (2) hip pockets shall have a minimum opening of 5 ½" and a minimum depth of 5 ¾" measured from the bottom of the pocket opening. Hip pockets shall be constructed using the double welt method on a REEC PW Machine and the welts shall be finished in such a manner that there is no top stitching (top stitched hip pockets shall be cause for rejection). The corners of the hip pocket openings shall have firm straight bartacks for reinforcing strength (triangle bartacks are unacceptable). The left hip pocket shall have a tap to button.

There shall be club pockets located 5 ¼" (plus or minus ¼") below each hip pocket. The club pockets shall be ¾" (plus or minus ¼") from the side seam with a minimum opening

**DEPUTY
CLASS A PANT**

of 3 ½" and be constructed using the double welt method on a REECE PW machine and finished in such a manner that there is no topstitching (topstitched club pockets shall be cause for rejection). The corners of the club pockets shall have triangle bartacks for reinforcing strength.

WAISTBAND:

The trouser will be made with the Freedom Fit ® waistband system, which is designed to provide the wearer with more comfortable and better fitting trouser. The waistband shall be constructed using the "closed method" and shall measure 2" wide when finished. The waistband closure shall be accomplished with a crush proof hook and eye. The hook and eye shall be reinforced with stays made of a non-woven fabric that are anchored by the topstitching for the fly facing and curtain. This topstitching must be to the top of the waistband. The waistband must be topstitched 1/16" below the waistband seam for added strength. The waistband lining is composed of two elastic components, which give it a two-zone comfort fit and breath ability. The top part of the waistband has two functions, it stabilizes the waistband and prevents waistband rollover and allows for a comfort stretch when the wearer bends or sits. This elastic is constructed with an open weave to allow for breath ability around the waist. The specification for the upper elastic is as follows:

| | |
|------------------|---------------------------------------|
| Width: | 1 ½" |
| Overall content: | 38% Polyester, 45% Nylon, 17% Spandex |
| Stretch: | 20% |

The upper part of the waistband is covered with the pocketing fabric, which has been cut on a 45 degree bias to allow maximum stretch.

The lower part of the waistband is designed to stretch over the hips for comfort and also aid in keeping the slack positioned properly on the waist. This elastic is woven with an open weave for maximum breath ability around the lower waist. The lower elastic portion of the band has an area of exposed Neoprene rubber, which acts as a shirt keeper. The specifications for the lower elastic are as follows:

| | |
|-------------------|---|
| Width: | 1 ¾" |
| Over all Content: | 13% Polyester, 49% Nylon, 16% Spandex, 22% Rubber |
| Stretch: | 55% |

The three (3) rubberized strands ensure that shirts stay tucked in for neat appearance.

FLY:

Trouser shall have a metal memory lock zipper. There shall be a buttonhole on the inside right fly. The right fly shall be lined with the same fabric as the waistband curtain and pocketing. The fly lining shall be sewn to the left fly below the zipper in a neat and durable manner. A button shall be located on the left fly corresponding with the

**DEPUTY
CLASS A PANT**

buttonhole. There shall be a firm straight bartack at the bottom of the fly going through the zipper tape.

BELTLOOPS:

There shall be a minimum of seven (7) belt loops 1" in width of double thickness. Each loop must have a non-woven interlining. All loops must be "dropped" with the bottom of the belt loop tacked to the trouser. The top of all belt loops (except for the center back) shall be caught into the waistband curtain seam with a Rocap Machine. The top of the center back loop shall be tacked to the waistband.

CREASES:

The leg creases, front and back will have a silicone bead put in by using the Lintrak process.

STITCHING, PRESSING & FINISHING:

Trouser must be stitched with matching thread and all stitching to show must be 10 – 11 stitches per inch. Trousers must be neatly pressed on Hothead Presses and properly shaped. Outseams and inseams must be pressed open. Trouser must be oven baked and pressing. Trouser must be cleaned and finished to eliminate loose threads.

LABELS:

Trouser must have a care label permanently affixed that also indicates the size. A paper thicket showing the size, fabric content, cut number, and WPL number must be on the outside of the waistband. Garment must be made in the United States of America and bear a union label.

DEPUTY
LADIES

SHIRT SPECIFICATIONS - SHORT SLEEVE

- Fabric:** Content: All synthetic tropical weave 65% Dacron Polyester/35% Rayon conforming to the following specifications:
 Weight: 6.6 oz./yd. 2
 Construction: 49 warp X 36 filling yarns per sq. inch All yarns size 10/1 singles
 Tear Tear Strength 9.7 warp 8.5 filling (lbs.)
 Strength:
 Tensile: Break Strength 105 warp - 90 filling (lbs.)
- Color:** Silver Grey with Black matching standard sample on display.
- Style:** Plain front coat style, form fitting, collar attached, long sleeves with barrel cuffs. Two pleated breast pockets with contrasting black scalloped flaps and shoulder straps. Full badge reinforcement. Matching inside yoke and collar band of Dacron/Cotton Poplin.
- Collar & Stand:** Style and dimensions as sample on display. Collar points to measure 2 7/8" long with fused-in Mylar stays. Collar height at rear 1 1/2". Topstitched 1/4" off the edge. Collar stand to measure 1 5/16" at rear and band to be die cut and interlined with stabilized Mello-Press (#285 in collar, "Crease N Tack" in band).
- Front:** The right front shall have a top center 1 1/2" wide with two rows of stitches 7/8" apart. The left front shall have 6 buttonholes spaced 3 1/2" apart and to be set 3/4" from edge. Second button to be spaced 3 1/4" from top button, balance of buttons spaced 3 1/2" apart. Top center interlined with #550 MelloPress. The fronts shall be joined to the yoke so that both raw edges of the yoke are turned under, with the front sandwiched between, and then all three are stitched down with a 1/16" raised stitch. Safety stitch joining unacceptable.
- Shoulder Straps:** Contrasting shoulder straps of Black Polyester/Rayon. Asymmetrical shape topstitched. 1/4" off the edge to be set on yoke with leading topstitches conforming with front joining seam. To measure 2" at sleeve tapering to 1 3/8" and set not more than 1/2" from folded collar. Cross-stitched approximately 2" from sleeve seam. Creased and edge stitched shoulder strap construction unacceptable
- Badge Reinforcement:** Two-ply sling 1" wide centered over left pocket and stitched to shoulder seam and flap setting stitch. To have 2 buttonhole eyelets approximately 7/8" from top of pocket flap spaced 7/8" apart and centered on sling.
- Pockets:** Two breast pockets with 1 1/4" stitched pleats and mitred corners. Pocket to measure 5" wide, 5" deep. Each pocket to have Velcro tape 3/4" long by 1/2" wide positioned on both edges of pocket to correspond with outer scalloped flap points as sample.

Flying Cross Item: 263R6641

12/10/07

El Paso Sheriff's Office

**DEPUTY
LADIES**

SHIRT SPECIFICATIONS - SHORT SLEEVE

- Flaps:** Contrasting pocket flaps of Black Polyester/Rayon. Deep scalloped design to measure 5 1/4" across and 2 1/4" in depth at center point, 1 3/4" at sides. Secured to Shirtfront approximately 1/4" above pocket. Left flap to have invisible pencil opening 1 1/4". Both flaps to be interlined with #550 stabilized MelloPress. Creased and edge stitched pocket flap construction unacceptable. Underside of flap to have Velcro tape 3/4" long by 1/2" wide positioned on outer points of both pocket flaps as sample.
- Sleeves:** Sleeves are to be straight and whole, to have 3/4" hem and to finish approximately 8 1/2" long from shoulder seams.
- Buttons:** First grade 19-ligne pearlescent plastic to match.
- Sewing:** Single needle throughout. All topstitched 1/4" off the edge. Sleeve inserting and side close felling safety stitched.
- Thread:** All sewing threads to be fast color polyester core polyester wrap to match.
- Military Creases:** 5 silicone military creases on all Shirts. One crease on each front to be centered vertically through pocket and flap. Spacing for military creases on Shirt back to be proportionate to the size of the Shirt.
- Construction:** Collars, flaps and shoulder straps are made by the conventional construction. Top ply, bottom ply and interlining are first stitched together, then turned rightside out and finally topstitched.
- Country of Manufacture:** All raw materials and assembly thereof made in the U.S.A.

DEPUTY
MENS
SHIRT SPECIFICATIONS - SHORT SLEEVE

- Fabric:** Content: 100% Textured Polyester conforming to the following specifications:
Weight: 7.5 oz/ Linear yd.
Construction: 67 warp X 49 filling yarns per sq. inch
Tear Warp 6.6 lbs. Filling 8.5 lbs.
Strength:
Tensile: Warp 159 lbs. Filling 155 lbs.
- Color:** Grey matching standard sample on display.
- Style:** Plain front coat style with full-length tail, form-fitting, convertible collar, short sleeves. Two pleated breast pockts with scalloped flaps. Shoulder straps. Full badge reinforcement. Matching inside yoke and banana band of high luster Poly Twill.
- Collar:** Convertible collar shall be one piece and to measure 3 ¼" long at points with fused-in Mylar stays. Topstitched ¼" off the edge. Collar to be interlined with #250 Dacron.
- Front:** Each front shall have a facing 3" in width. The left front shall have a top center 1 ½" wide with two rows of stitches 7/8" apart. Stitching on top center is not to be visible on the turn-back facing. The shirt will have 7 buttons and buttonholes on the front; spacing between each will be 3 ¾" except the spacing between the neck button and the first button on the front, which will be 2 ½". Top center interlined with #550 Mello-Press. The fronts shall be joined to the yoke so that both raw edges of the yoke are turned under, with the front sandwiched between, and then all three are stitched down with a 1/16" raised stitch. Safety stitch joining unacceptable. A 15' nylon zipper, to be set below the second button and buttonhole, shall accomplish front closure. The top, second and bottom buttons to be attached to the right front, the balance to be sewn over the buttonholes on the left front.
- Shoulder Straps:** Style and dimensions as sample. Asymmetrical shape topstitched 1/4" off the edge to be set on yoke with leading topstitches conforming with front joining seam. To measure 2" at sleeve tapering to 1 3/8" and set not more than 1/2" from folded collar. Cross-stitched approximately 2" from sleeve seam. Creased and edge stitched shoulder strap construction unacceptable
- Badge Reinforcement:** Two-ply sling 1" wide centered over left pocket and stitched to shoulder seam and flap setting stitch. To have 2 buttonhole eyelets approximately 1 1/4" from top of pocket flap spaced 1 1/4" apart and centered on sling.
- Pockets:** Two breast pockets with 1 1/2" stitched pleats and mitred corners. Pocket to measure 5 5/8 wide, 6" deep. Left breast pocket to have 1 ½" pencil stitch. Each pocket to have Velcro tape 3/4" long by 1/2" wide positioned on both edges of pocket to correspond with outer scalloped flap points as sample.

Flying Cross Item: 663R6641

12/10/07

El Paso Sheriff's Office

**DEPUTY
MENS**

SHIRT SPECIFICATIONS - SHORT SLEEVE

- Flaps:** Deep scalloped design to measure 5 7/8" across and 2 3/4" in depth at center point, 2 1/4" at sides. Topstitched 1/4" off the edge. Secured to Shirtfront approximately 1/4" above pocket. Left flap to have invisible pencil opening 1 1/2" to correspond precisely with pencil slot of pocket. Both flaps to be interlined with Dacron #250. Creased and edge stitched pocket flap construction unacceptable. Underside of flap to have Velcro tape 3/4" long by 1/2" wide positioned on outer points of both pocket flaps as sample.
- Sleeves:** Sleeves are to be straight and whole, to have 3/4" hem and to finish approximately 9" long from shoulder seams.
- Buttons:** First grade 19-ligne pearlescent plastic to match.
- Sewing:** Single needle throughout. All topstitched 1/4" off the edge. Sleeve inserting and side close felling safety stitched.
- Thread:** All sewing threads to be fast color polyester core polyester wrap to match.
- Interlining:** Collar, Pockt Flaps and Top Center to be interlined with Dacron #250. Collar band to be interlined with "Crease-N-Tack".
- Military Creases:** 5 stitched-in military creases on all Shirts. One crease on each front to be centered vertically. No creases through pockets of flaps. Spacing for military creases on Shirt back to be proportionate to the size of the Shirt as follows: sizes 14 through 15 1/2 - creases to be 4 3/4' apart; sizes 16 through 18, inclusive - creases to be 5 3/8" apart as measured from the center crease.
- Construction:** Collars and flaps are made by the conventional construction. Top ply, bottom ply and interlining are first stitched together, then turned rightside out and finally topstitched.
- Country of Manufacture:** All raw materials and assembly thereof made in the U.S.A.

**DEPUTY
MENS**
SHIRT SPECIFICATIONS - SHORT SLEEVE

| Finished Length Dimensions: | <u>SIZE</u> | <u>SIDE SEAMS</u> | <u>BACK LENGTH</u> |
|--|--------------------|--------------------------|---------------------------|
| | XS | 17 5/8 | 31 |
| | S | 17 7/8 | 31 1/2 |
| | M | 18 1/8 | 32 |
| | L | 18 3/8 | 32 1/2 |
| | XL | 19 5/8 | 34 |
| | 2XL | 19 7/8 | 34 1/2 |
| | 3XL | 20 1/8 | 35 |
| | 4XL | 20 3/8 | 35 1/2 |

DEPUTY
LADIES

SHIRT SPECIFICATIONS - LONG SLEEVE

- Fabric:** Content: All synthetic tropical weave 65% Dacron Polyester/35% Rayon conforming to the following specifications:
 Weight: 6.6 oz./yd. 2
 Construction: 49 warp X 36 filling yarns per sq. inch All yarns size 10/1 singles
 Tear Tear Strength 9.7 warp 8.5 filling (lbs.)
 Strength:
 Tensile: Break Strength 105 warp - 90 filling (lbs.)
- Color:** Silver Grey with Black matching standard sample on display.
- Style:** Plain front coat style, form fitting, collar attached, long sleeves with barrel cuffs. Two pleated breast pockets with contrasting black scalloped flaps and shoulder straps. Full badge reinforcement. Matching inside yoke and collar band of Dacron/Cotton Poplin.
- Collar & Stand:** Style and dimensions as sample on display. Collar points to measure 2 7/8" long with fused-in Mylar stays. Collar height at rear 1 1/2". Topstitched 1/4" off the edge. Collar stand to measure 1 5/16" at rear and band to be die cut and interlined with stabilized Mello-Press (#285 in collar, "Crease N Tack" in band).
- Front:** The right front shall have a top center 1 1/2" wide with two rows of stitches 7/8" apart. The left front shall have 6 buttonholes spaced 3 1/2" apart and to be set 3/4" from edge. Second button to be spaced 3 1/4" from top button, balance of buttons spaced 3 1/2" apart. Top center interlined with #550 MelloPress. The fronts shall be joined to the yoke so that both raw edges of the yoke are turned under, with the front sandwiched between, and then all three are stitched down with a 1/16" raised stitch. Safety stitch joining unacceptable.
- Shoulder Straps:** Contrasting shoulder straps of Black Polyester/Rayon. Asymmetrical shape topstitched. 1/4" off the edge to be set on yoke with leading topstitches conforming with front joining seam. To measure 2" at sleeve tapering to 1 3/8" and set not more than 1/2" from folded collar. Cross-stitched approximately 2" from sleeve seam. Creased and edge stitched shoulder strap construction unacceptable
- Badge Reinforcement:** Two-ply sling 1" wide centered over left pocket and stitched to shoulder seam and flap setting stitch. To have 2 buttonhole eyelets approximately 7/8" from top of pocket flap spaced 7/8" apart and centered on sling.
- Pockets:** Two breast pockets with 1 1/4" stitched pleats and mitred corners. Pocket to measure 5" wide, 5" deep. Each pocket to have Velcro tape 3/4" long by 1/2" wide positioned on both edges of pocket to correspond with outer scalloped flap points as sample.

Flying Cross Item: 213W6641

12/10/07

El Paso Sheriff's Office

DEPUTY

LADIES

SHIRT SPECIFICATIONS - LONG SLEEVE

- Flaps:** Contrasting pocket flaps of Black Polyester/Rayon. Deep scalloped design to measure 5 1/4" across and 2 1/4" in depth at center point, 1 3/4" at sides. Secured to Shirtfront approximately 1/4" above pocket. Left flap to have invisible pencil opening 1 1/4". Both flaps to be interlined with #550 stabilized MelloPress. Creased and edge stitched pocket flap construction unacceptable. Underside of flap to have Velcro tape 3/4" long by 1/2" wide positioned on outer points of both pocket flaps as sample.
- Sleeves:** Straight at width - no bias - of one piece shaped at head, jacket type. Sleeve vents approximately 4 3/4" long with top and bottom facings. Top facing to measure 1 1/8" wide point blocked at top. Underfacing 1/2" wide.
- Cuffs:** To measure 2 1/2" in depth with rounded corners as sample. With two button adjustable cuff. Both cuffs to be interlined with stabilized #550 MelloPress.
- Buttons:** First grade 19-ligne pearlescent plastic to match.
- Sewing:** Single needle throughout. All topstitched 1/4" off the edge. Sleeve inserting and side close felling safety stitched.
- Thread:** All sewing threads to be fast color polyester core polyester wrap to match.
- Military Creases:** 5 silicone military creases on all Shirts. One crease on each front to be centered vertically through pocket and flap. Spacing for military creases on Shirt back to be proportionate to the size of the Shirt.
- Construction:** Collars, flaps and shoulder straps are made by the conventional construction. Top ply, bottom ply and interlining are first stitched together, then turned rightside out and finally topstitched.
- Country of Manufacture:** All raw materials and assembly thereof made in the U.S.A.

DEPUTY
MENS
SHIRT SPECIFICATIONS - LONG SLEEVE

- Fabric:** Content: All synthetic tropical weave 65% Dacron Polyester/35% Rayon conforming to the following specifications:
Weight: 6.6 oz./yd. 2
Construction: 49 warp X 36 filling yarns per sq. inch All yarns size 10/1 singles
Tear Strength: Tear Strength 9.7 warp 8.5 filling (lbs.)
Strength:
Tensile: Break Strength 105 warp - 90 filling (lbs.)
- Color:** Silver Grey with Black matching standard sample on display.
- Style:** Plain front coat style, form fitting, collar attached, long sleeves with barrel cuffs. Two pleated breast pockets with contrasting black scalloped flaps and shoulder straps. Full badge reinforcement. Matching inside yoke and collar band of Dacron/Cotton Poplin.
- Collar & Stand:** Style and dimensions as sample on display. Collar points to measure 3 1/4" long with fused-in Mylar stays. Collar height at rear 1 1/2". Topstitched 1/4" off the edge. Collar stand to measure 1 5/16" at rear and band to be die cut and interlined with stabilized Mello-Press (#285 in collar, "Crease N Tack" in band).
- Front:** The left front shall have a top center 1 1/2" wide with two rows of stitches 7/8" apart. The shirt will have 7 buttons and buttonholes on the front; spacing between each will be 3 3/4" except the spacing between the neck button and the first button on the front, which will be 2 1/2". Top center interlined with #550 MelloPress. The fronts shall be joined to the yoke so that both raw edges of the yoke are turned under, with the front sandwiched between, and then all three are stitched down with a 1/16" raised stitch. Safety stitch joining unacceptable.
- Shoulder Straps:** Contrasting shoulder straps of Black Polyester/Rayon. Asymmetrical shape topstitched 1/4" off the edge to be set on yoke with leading topstitches conforming with front joining seam. To measure 2" at sleeve tapering to 1 3/8" and set not more than 1/2" from folded collar. Cross-stitched approximately 2" from sleeve seam. Creased and edge stitched shoulder strap construction unacceptable
- Badge Reinforcement:** Two-ply sling 1" wide centered over left pocket and stitched to shoulder seam and flap setting stitch. To have 2 buttonhole eyelets approximately 1 1/4" from top of pocket flap spaced 1 1/4" apart and centered on sling.
- Pockets:** Two breast pockets with 1 1/2" stitched pleats and mitred corners. Pocket to measure 5 5/8" wide, 6" deep. Left breast pocket to have 1 1/2" pencil stitch. Each pocket to have Velcro tape 3/4" long by 1/2" wide positioned on both edges of pocket to correspond with outer scalloped flap points as sample.

Flying Cross Item: 313W6641
12/10/07
El Paso Sheriff's Office

DEPUTY
MENS
SHIRT SPECIFICATIONS - LONG SLEEVE

- Flaps:** Contrasting pocket flaps of Black Polyester/Rayon. Deep scalloped design to measure 5 7/8" across and 2 3/4" in depth at center point, 2 1/4" at sides. Topstitched 1/4" off the edge. Secured to Shirtfront approximately 1/4" above pocket. Left flap to have invisible pencil opening 1 1/2" to correspond precisely with pencil slot of pocket. Both flaps to be interlined with #550 stabilized MelloPress. Creased and edge stitched pocket flap construction unacceptable. Underside of flap to have Velcro tape 3/4" long by 1/2" wide positioned on outer points of both pocket flaps as sample.
- Sleeves:** Straight at width - no bias - of one piece shaped at head, jacket type. Sleeve vents 5 1/2" long with top and bottom facings. Top facing to measure 1 1/8" wide point blocked at top. Underfacing 1/2" wide.
- Cuffs:** To measure 3" in depth with rounded corners as sample. With two buttons and corresponding buttonholes on each cuff and one button and buttonhole in center of facing. Both cuffs to be interlined with stabilized #550 stabilized Mello-Press.
- Buttons:** First grade 19-ligne pearlescent plastic to match.
- Sewing:** Single needle throughout. All topstitched 1/4" off the edge. Sleeve inserting and side close felling safety stitched.
- Thread:** All sewing threads to be fast color polyester core polyester wrap to match.
- Interlining:** Collars to be interlined with #285 stabilized Mello-Press. Cuffs, Pocket Flaps and Top Center to be interlined with #550 stabilized Mello-Press. Collar Band interlined with Crease N Tack.
- Military Creases:** 5 silicone military creases on all Shirts. One crease on each front to be centered vertically through pocket and flap. Spacing for military creases on Shirt back to be proportionate to the size of the Shirt as follows: sizes 14 through 15 1/2 - creases to be 4 3/4" apart; sizes 16 through 18, inclusive - creases to be 5 3/8" apart as measured from the center crease.
- Construction:** Collars, flaps and shoulder straps are made by the conventional construction. Top ply, bottom ply and interlining are first stitched together, then turned rightside out and finally topstitched.
- Country of Manufacture:** All raw materials and assembly thereof made in the U.S.A.

Flying Cross Item: 313W6641
12/10/07
El Paso Sheriff's Office

DEPUTY
MENS
SHIRT SPECIFICATIONS - LONG SLEEVE

Finished
Length

| Dimensions: | <u>SIZE</u> | <u>SIDE SEAMS</u> | <u>BACK LENGTH</u> |
|-------------|-------------|-------------------|--------------------|
| | 13 | 17 ½ | 30 ¾ |
| | 13 ½ | 17 5/8 | 31 |
| | 14 | 17 ¾ | 31 ¼ |
| | 14 ½ | 17 7/8 | 31 ½ |
| | 15 | 18 | 31 ¾ |
| | 15 ½ | 18 1/8 | 32 |
| | 16 | 18 ¼ | 32 ¼ |
| | 16 ½ | 18 3/8 | 32 ½ |
| | 17 | 18 ½ | 32 ¾ |
| | 17 ½ | 19 5/8 | 34 |
| | 18 | 19 ¾ | 34 ¼ |
| | 18 ½ | 19 7/8 | 34 ½ |
| | 19 | 20 | 34 ¾ |
| | 19 ½ | 20 1/8 | 35 |
| | 20 | 20 ¼ | 35 ¼ |
| | 20 ½ | 20 3/8 | 35 ½ |

Flying Cross Item: 126R7800Z
El Paso Sheriff's Office

**WHITE
LADIES**

SHIRT SPECIFICATIONS - LONG SLEEVE

- Fabric:** Content: 100% Textured Polyester conforming to the following specifications:
Weight: 7.5 oz./Linear. Yd.
Construction: 67 warp X 49 filling yarns per sq. inch
Tear Warp 6.6 lbs. Filling 8.5 lbs.
Strength:
Tensile: Warp 159 lbs. Filling 155 lbs.
- Color:** White matching standard sample on display.
- Style:** Plain front coat style with full-length tail, form-fitting, convertible collar, long sleeves with barrel cuffs. Two pleated breast pockets with contrasting black scalloped flaps and shoulder straps. Full badge reinforcement. Matching inside yoke and banana band of high luster Poly Twill.
- Collar:** Convertible collar shall be one piece and measure 2 7/8" long at points with fused in Mylar stays. Topstitched 1/4" off the edge. Collar to be interlined with #250 Dacron.
- Front:** Each front shall have a facing 3" in width. The right front shall have a top center 1 1/2" wide with two rows of stitches 7/8" apart. Stitching on top center is not visible on the turn-back facing. The shirt will have 6 buttons and buttonholes on the front; spacing between each will be 3 1/2" except the spacing between the neck button and the first button on the front, which will be 2 1/2". Top center interlined with #250 Dacron. The fronts shall be joined to the yoke so that both raw edges of the yoke are turned under, with the front sandwiched between, and then all three are stitched down with a 1/16" raised stitch. Safety stitch joining unacceptable. An 11 1/2" nylon zipper, to be set below the second button and buttonhole shall accomplish front closure. The top, second and bottom buttons to be attached to the left front, the balance to be sewn over the buttonholes on the right front.
- Shoulder Straps:** Style and dimensions as sample. Asymmetrical shape topstitched 1/4" off the edge to be set on yoke with leading topstitches conforming with front joining seam. To measure 2" at sleeve tapering to 1 3/8" and set not more than 1/2" from folded collar. Cross-stitched approximately 2" from sleeve seam. Creased and edge stitched shoulder strap construction unacceptable
- Badge Reinforcement:** Two-ply sling 1" wide centered over left pocket and stitched to shoulder seam and flap setting stitch. To have 2 buttonhole eyelets approximately 7/8" from top of pocket flap spaced 7/8" apart and centered on sling.
- Pockets:** Two breast pockets with 1 1/4" stitched pleats and mitred corners. Pocket to measure 5" wide, 5" deep. Each pocket to have Velcro tape 3/4" long by 1/2" wide positioned on both edges of pocket to correspond with outer scalloped flap points as sample.

Flying Cross Item: 126R7800Z
El Paso Sheriff's Office

**WHITE
LADIES**
SHIRT SPECIFICATIONS - LONG SLEEVE

- Flaps:** Deep scalloped design to measure 5 1/4" across and 2 1/4" in depth at center point, 1 3/4" at sides. Secured to Shirtfront approximately 1/4" above pocket. Topstitched 1/4" off the edge. Left flap to have invisible pencil opening 1 1/4". Both flaps to be interlined with #250 Dacron. Button sewn to top of flap buttonhole. Creased and edge stitched pocket flap construction unacceptable. Underside of flap to have Velcro tape 3/4" long by 1/2" wide positioned on outer points of both pocket flaps as sample.
- Sleeves:** Straight at width – no bias- of one piece shaped at head, jacket type. Sleeve vents approximately 4 3/4" long with top and bottom facings. Top facing to measure 1 1/8" wide point blocked at top. Underfacing 1/2" wide.
- Cuffs:** To measure 2 1/2" in depth with rounded corners as sample. With two button adjustable cuff. Both cuffs to be interlined with stabilized #250 Dacron.
- Buttons:** First grade 19-ligne pearlescent plastic to match.
- Sewing:** Single needle throughout. All topstitched 1/4" off the edge. Sleeve inserting and side close felling safety stitched.
- Thread:** All sewing threads to be fast color polyester core polyester wrap to match.
- Military Creases:** 5 silicone military creases on all Shirts. One crease on each front to be centered vertically. No creases through pockets or flaps. Spacing for military creases on Shirt back to be proportionate to the size of the Shirt.
- Construction:** Collars and flaps are made by the conventional construction. Top ply, bottom ply and interlining are first stitched together, then turned rightside out and finally topstitched.
- Country of Manufacture:** All raw materials and assembly thereof made in the U.S.A.

Flying Cross Item: 176R7800Z
El Paso Sheriff's Office

**WHITE
LADIES**

SHIRT SPECIFICATIONS - SHORT SLEEVE

- Fabric:** Content: 100% Textured Polyester conforming to the following specifications:
 Weight: 7.5 oz./Linear. Yd.
 Construction: 67 warp X 49 filling yarns per sq. inch
 Tear Warp 6.6 lbs. Filling 8.5 lbs.
 Strength:
 Tensile: Warp 159 lbs. Filling 155 lbs.
- Color:** White matching standard sample on display.
- Style:** Plain front coat style with full-length tail, form-fitting, convertible collar, short sleeves. Two pleated breast pockets with contrasting black scalloped flaps and shoulder straps. Full badge reinforcement. Matching inside yoke and banana band of high luster Poly Twill.
- Collar:** Convertible collar shall be one piece and measure 2 7/8" long at points with fused in Mylar stays. Topstitched 1/4" off the edge. Collar to be interlined with #250 Dacron.
- Front:** Each front shall have a facing 3" in width. The right front shall have a top center 1 1/2" wide with two rows of stitches 7/8" apart. Stitching on top center is not visible on the turn-back facing. The shirt will have 6 buttons and buttonholes on the front; spacing between each will be 3 1/2" except the spacing between the neck button and the first button on the front, which will be 2 1/2". Top center interlined with #250 Dacron. The fronts shall be joined to the yoke so that both raw edges of the yoke are turned under, with the front sandwiched between, and then all three are stitched down with a 1/16" raised stitch. Safety stitch joining unacceptable. An 11 1/2" nylon zipper, to be set below the second button and buttonhole shall accomplish front closure. The top, second and bottom buttons to be attached to the left front, the balance to be sewn over the buttonholes on the right front.
- Shoulder Straps:** Style and dimensions as sample. Asymmetrical shape topstitched 1/4" off the edge to be set on yoke with leading topstitches conforming with front joining seam. To measure 2" at sleeve tapering to 1 3/8" and set not more than 1/2" from folded collar. Cross-stitched approximately 2" from sleeve seam. Creased and edge stitched shoulder strap construction unacceptable
- Badge Reinforcement:** Two-ply sling 1" wide centered over left pocket and stitched to shoulder seam and flap setting stitch. To have 2 buttonhole eyelets approximately 7/8" from top of pocket flap spaced 7/8" apart and centered on sling.
- Pockets:** Two breast pockets with 1 1/4" stitched pleats and mitred corners. Pocket to measure 5" wide, 5" deep. Each pocket to have Velcro tape 3/4" long by 1/2" wide positioned on both edges of pocket to correspond with outer scalloped flap points as sample.

Flying Cross Item: 176R7800Z
El Paso Sheriff's Office

**WHITE
LADIES**

SHIRT SPECIFICATIONS - SHORT SLEEVE

- Flaps:** Deep scalloped design to measure 5 1/4" across and 2 1/4" in depth at center point, 1 3/4" at sides. Secured to Shirtfront approximately 1/4" above pocket. Topstitched 1/4" off the edge. Left flap to have invisible pencil opening 1 1/4". Both flaps to be interlined with #250 Dacron. Button sewn to top of flap buttonhole. Creased and edge stitched pocket flap construction unacceptable. Underside of flap to have Velcro tape 3/4" long by 1/2" wide positioned on outer points of both pocket flaps as sample.
- Sleeves:** Sleeves are to be straight and whole, to have 3/4" hem and to finish approximately 8 1/2" Long from shoulder seams.
- Buttons:** First grade 19-ligne pearlescent plastic to match.
- Sewing:** Single needle throughout. All topstitched 1/4" off the edge. Sleeve inserting and side close felling safety stitched.
- Thread:** All sewing threads to be fast color polyester core polyester wrap to match.
- Military Creases:** 5 silicone military creases on all Shirts. One crease on each front to be centered vertically. No creases through pockets or flaps. Spacing for military creases on Shirt back to be proportionate to the size of the Shirt.
- Construction:** Collars and flaps are made by the conventional construction. Top ply, bottom ply and interlining are first stitched together, then turned rightside out and finally topstitched.
- Country of Manufacture:** All raw materials and assembly thereof made in the U.S.A.

Flying Cross Item: 35W7800Z
El Paso Sheriff's Office

WHITE
MENS

SHIRT SPECIFICATIONS - LONG SLEEVE

- Fabric:** Content: 100% Textured Polyester conforming to the following specifications:
Weight: 7.5 oz./Linear. Yd.
Construction: 67 warp X 49 filling yarns per sq. inch
Tear Warp 6.6 lbs. Filling 8.5 lbs.
Strength:
Tensile: Warp 159 lbs. Filling 155 lbs.
- Color:** White matching standard sample on display.
- Style:** Plain front coat style, form fitting, collar attached, long sleeves with barrel cuffs. Two pleated breast pockets with scalloped flaps. Shoulder straps. Full badge reinforcement. Matching inside yoke and collar band of high luster Poly-Twill.
- Collar & Stand:** Style and dimensions as sample on display. Collar points to measure 3/14" long with fused in Mylar stays. Collar height at rear 1 1/2". Topstitched 1/4" off the edge. Collar stand to measure 1 5/16" at rear. Collar and band to be die cut. Collar interlined with #250 Dacron. Band interlined with "Crease N Tack".
- Front:** The left front shall have a top center 1 1/2" wide with two rows of stitches 7/8" apart. The shirt will have 7 buttons and buttonholes on the front; spacing between each will be 3/4" except the spacing between the neck button and the first button on the front, which will be 3/4". Top center interlined with #250 Dacron. The fronts shall be joined to the yoke so that both raw edges of the yoke are turned under, with the front sandwiched between, and then all three are stitched down with a 1/16" raised stitch. Safety stitch joining unacceptable. A 15" nylon zipper, to be set below the second button and buttonhole shall accomplish front closure. The top, second and bottom buttons to be attached to the right front, the balance to be sewn over the buttonholes on the left front.
- Shoulder Straps:** Style and dimensions as sample. Asymmetrical shape topstitched 1/4" off the edge to be set on yoke with leading topstitches conforming with front joining seam. To measure 2" at sleeve tapering to 1 3/8" and set not more than 1/2" from folded collar. Cross-stitched approximately 2" from sleeve seam. Creased and edge stitched shoulder strap construction unacceptable
- Badge Reinforcement:** Two-ply sling 1" wide centered over left pocket and stitched to shoulder seam and flap setting stitch. To have 2 buttonhole eyelets approximately 1 1/4" from top of pocket flap spaced 1 1/4" apart and centered on sling.
- Pockets:** Two breast pockets with 1 1/2" stitched pleats and mitred corners. Pocket to measure 5 5/8" wide, 6" deep. Left breast pocket to have 1 1/2" pencil stitch. Each pocket to have Velcro tape 3/4" long by 1/2" wide positioned on both edges of pocket to correspond with outer scalloped flap points as sample.

Flying Cross Item: 35W7800Z
El Paso Sheriff's Office

WHITE
MENS
SHIRT SPECIFICATIONS - LONG SLEEVE

- Flaps:** Deep scalloped design to measure 5 7/8" across and 2 3/4" in depth at center point, 2 1/4" at sides. Secured to Shirtfront approximately 1/4" above pocket. Topstitched 1/4" off the edge. Left flap to have invisible pencil opening 1 1/2" to correspond precisely with pencil slot of pocket. Both flaps to be interlined with #250 Dacron. Button sewn to top of flap buttonhole. Creased and edge stitched pocket flap construction unacceptable. Underside of flap to have Velcro tape 3/4" long by 1/2" wide positioned on outer points of both pocket flaps as sample.
- Sleeves:** Straight at width – no bias – of one piece shaped at head, jacket type. Sleeve vent 5 1/2" long with top and bottom facings. Top facings to measure 1 1/8" wide point blocked at top. Underfacing 1/2" wide.
- Cuffs:** To measure 3" in depth with rounded corners as sample. Topstitched 1/4" off the edge. With two buttons and corresponding buttonholes on each cuff and one button and Buttonhole in center of facing. Both cuffs to be interlined with #250 Dacron.
- Buttons:** First grade 19-ligne pearlescent plastic to match.
- Sewing:** Single needle throughout. All topstitched 1/4" off the edge. Sleeve inserting and side close felling safety stitched.
- Thread:** All sewing threads to be fast color polyester core polyester wrap to match.
- Interlining:** Collars, Pocket Flaps, Top Center, and Cuffs to be interlined with Dacron #250. Collar band to be interlined with "Crease-N-Tack".
- Military Creases:** 5 stitched-in sharp military creases on all Shirts. One crease on each front to be centered vertically. No creases through pockets or flaps. Spacing for military creases on Shirt back to be proportionate to the size of the shirt as follows: sizes 14 through 15 1/2 - creases to be 4 3/4" apart; sizes 16 through 18 inclusive – creases to be 5 3/8" apart as measured from the center crease.
- Construction:** Collars and flaps are made by the conventional construction. Top ply, bottom ply and interlining are first stitched together, then turned rightside out and finally topstitched.
- Country of Manufacture:** All raw materials and assembly thereof made in the U.S.A.

Flying Cross Item: 35W7800Z
El Paso Sheriff's Office

WHITE
MENS
SHIRT SPECIFICATIONS - LONG SLEEVE

| Finished Length Dimensions: | <u>SIZE</u> | <u>SIDE SEAMS</u> | <u>BACK LENGTH</u> |
|------------------------------------|--------------------|--------------------------|---------------------------|
| | 13 | 17 ½ | 30 ¾ |
| | 13 ½ | 17 5/8 | 31 |
| | 14 | 17 ¾ | 31 ¼ |
| | 14 ½ | 17 7/8 | 31 ½ |
| | 15 | 18 | 31 ¾ |
| | 15 ½ | 18 1/8 | 32 |
| | 16 | 18 ¼ | 32 ¼ |
| | 16 ½ | 18 3/8 | 32 ½ |
| | 17 | 18 ½ | 32 ¾ |
| | 17 ½ | 19 5/8 | 34 |
| | 18 | 19 ¾ | 34 ¼ |
| | 18 ½ | 19 7/8 | 34 ½ |
| | 19 | 20 | 34 ¾ |
| | 19 ½ | 20 1/8 | 35 |
| | 20 | 20 ¼ | 35 ¼ |
| | 20 ½ | 20 3/8 | 35 ½ |

Flying Cross Item: 85R7800Z
El Paso Sheriff's Office

**WHITE
MENS**
SHIRT SPECIFICATIONS - SHORT SLEEVE

- Fabric:** Content: 100% Textured Polyester conforming to the following specifications:
 Weight: 7.5 oz./Linear. Yd.
 Construction: 67 warp X 49 filling yarns per sq. inch
 Tear Warp 6.6 lbs. Filling 8.5 lbs.
 Strength:
 Tensile: Warp 159 lbs. Filling 155 lbs.
- Color:** White matching standard sample on display.
- Style:** Plain front coat style with full-length tail, form-fitting, convertible collar, short sleeves. Two pleated breast pockets with contrasting black scalloped flaps and shoulder straps. Full badge reinforcement. Matching inside yoke and banana band of high luster Poly Twill.
- Collar:** Convertible collar shall be one piece and measure 3 1/4" long at points with fused in Mylar stays. Topstitched 1/4" off the edge. Collar to be interlined with #250 Dacron.
- Front:** Each front shall have a facing 3" in width. The left front shall have a top center 1 1/2" wide with two rows of stitches 7/8" apart. Stitching on top center is not visible on the turn-back facing. The shirt will have 7 buttons and buttonholes on the front; spacing between each will be 3 3/4" except the spacing between the neck button and the first button on the front, which will be 2 1/2". Top center interlined with #250 Dacron. The fronts shall be joined to the yoke so that both raw edges of the yoke are turned under, with the front sandwiched between, and then all three are stitched down with a 1/16" raised stitch. Safety stitch joining unacceptable. An 15" nylon zipper, to be set below the second button and buttonhole shall accomplish front closure. The top, second and bottom buttons to be attached to the right front, the balance to be sewn over the buttonholes on the left front.
- Shoulder Straps:** Style and dimensions as sample. Asymmetrical shape topstitched 1/4" off the edge to be set on yoke with leading topstitches conforming with front joining seam. To measure 2" at sleeve tapering to 1 3/8" and set not more than 1/2" from folded collar. Cross-stitched approximately 2" from sleeve seam. Creased and edge stitched shoulder strap construction unacceptable
- Badge Reinforcement:** Two-ply sling 1" wide centered over left pocket and stitched to shoulder seam and flap setting stitch. To have 2 buttonhole eyelets approximately 7/8" from top of pocket flap spaced 7/8" apart and centered on sling.
- Pockets:** Two breast pockets with 1 1/2" stitched pleats and mitred corners. Pocket to measure 5 5/8" wide, 6" deep. Left breast pocket to have 1 1/2" pencil stitch. Each pocket to have Velcro tape 3/4" long by 1/2" wide positioned on both edges of pocket to correspond with outer scalloped flap points as sample.

Flying Cross Item: 85R7800Z
El Paso Sheriff's Office

WHITE
MENS

SHIRT SPECIFICATIONS - SHORT SLEEVE

- Flaps:** Deep scalloped design to measure 5 7/8" across and 2 3/4" in depth at center point, 2 1/4" at sides. Secured to Shirtfront approximately 1/4" above pocket. Topstitched 1/4" off the edge. Left flap to have invisible pencil opening 1 1/2" to correspond precisely with pencil slot of pocket. Both flaps to be interlined with #250 Dacron. Button sewn to top of flap buttonhole. Creased and edge stitched pocket flap construction unacceptable. Underside of flap to have Velcro tape 3/4" long by 1/2" wide positioned on outer points of both pocket flaps as sample.
- Sleeves:** Sleeves are to be straight and whole, to have 3/4" hem and to finish approximately 9" long from shoulder seams.
- Buttons:** First grade 19-ligne pearlescent plastic to match.
- Sewing:** Single needle throughout. All topstitched 1/4" off the edge. Sleeve inserting and side close felling safety stitched.
- Thread:** All sewing threads to be fast color polyester core polyester wrap to match.
- Interlining:** Collars, pocket flaps and top center to be interlined with #250 Dacron.
- Military Creases:** 5 silicone military creases on all Shirts. One crease on each front to be centered vertically. No creases through pockets or flaps. Spacing for military creases on Shirt back to be proportionate to the size of the shirt as follows: sizes 14 through 15 1/2 - creases to be 4 3/4" apart; sizes 16 through 18 inclusive - creases to be 5 3/8" apart as measured from the center crease.
- Construction:** Collars and flaps are made by the conventional construction. Top ply, bottom ply and interlining are first stitched together, then turned rightside out and finally topstitched.
- Country of Manufacture:** All raw materials and assembly thereof made in the U.S.A.

Flying Cross Item: 85R7800Z
El Paso Sheriff's Office

WHITE
MENS
SHIRT SPECIFICATIONS - SHORT SLEEVE

| Finished Length Dimensions: | <u>SIZE</u> | <u>SIDE SEAMS</u> | <u>BACK LENGTH</u> |
|------------------------------------|--------------------|--------------------------|---------------------------|
| | 13 | 17 ½ | 30 ¾ |
| | 13 ½ | 17 5/8 | 31 |
| | 14 | 17 ¾ | 31 ¼ |
| | 14 ½ | 17 7/8 | 31 ½ |
| | 15 | 18 | 31 ¾ |
| | 15 ½ | 18 1/8 | 32 |
| | 16 | 18 ¼ | 32 ¼ |
| | 16 ½ | 18 3/8 | 32 ½ |
| | 17 | 18 ½ | 32 ¾ |
| | 17 ½ | 19 5/8 | 34 |
| | 18 | 19 ¾ | 34 ¼ |
| | 18 ½ | 19 7/8 | 34 ½ |
| | 19 | 20 | 34 ¾ |
| | 19 ½ | 20 1/8 | 35 |
| | 20 | 20 ¼ | 35 ¼ |
| | 20 ½ | 20 3/8 | 35 ½ |

**D.O. BDU
PANTS SPECIFICATIONS**

- Khaki 65/35 Poly/Cotton Twill
- Six pockets – two side cargo (bellowed) with flaps, two standard swing front, and two inset hip pockets with flaps.
- 6-1/2” front slant pocket opening.
- Adjustable waist tabs.
- Double-lapped and double-stitched on side, seat, and inseams.
- Bartacked at all stress points.
- Drawstring hem to blouse trouser outside boots.
- Reinforced knees and seat.
- Cross-stitched buttons.
- Right fly sewed on and edge-stitched for reinforcement.
- Horizontal buttonholes on button fly.
- Vertical buttonholes on pocket flaps.

**D.O. BDU
TACTICAL SHIRT SPECIFICATIONS**

- Kaki 65/35 Poly/Cotton Twill
- Single breasted with six buttons down the front covered by fly.
- Double needle-stitched seams.
- Safety stitched and serged seams.
- Two patch, bellow-type pockets with flaps that have two vertical buttonholes.
- Bellowed pockets have two buttons on each pocket.
- Cross-stitched buttons.
- Left breast pocket has built-in pencil pocket accessible to outside.
- Bartacked at all stress points.
- Straight cut bottom hem for optional tuck in wear out of trousers.
- Long sleeves with elbow patches and adjustable tabs with three buttons.

CHALLENGER SPECIFICATIONS

D.O. Men's Class A Trouser • Western Pockets 1872

FABRIC:

A VISA® fabric from Milliken & Company for fabrics, Style 7428-9891, Color Silver Tan. 100% Dacron® polyester, a textured/spun combination, 13.5-14 oz. Per linear yard, 2x2 gabardine weave.

DESIGN:

Shall be made on a uniform pattern with a plain front with three-quarter top drop front pockets and two back pockets.

POCKETS:

The front pocket opening will be a minimum 5-1/2" and be 6" deep from the bottom of the opening. They shall be stitched, turned, and restitched. The inside front pocket facing shall be a separate piece of self material finishing no less than 1-1/4" wide. The back pockets will have a minimum opening of 5-1/2" and be 3" deep. Sizes 29 and smaller will have a 5" opening. They shall be made with a Reese PW automatic machine and finished on the outside with an exposed top and bottom cord. The left back pocket shall have a table button. The front pockets shall have straight bartacks and the back pockets shall be bartacked with a triangular bartacking machine.

POCKETING:

All pocketing shall be tan 75% polyester/25% cotton with a minimum thread count of 85 x 56. The weight shall be 3.0 yds/lb.

WAISTBAND:

The waistband shall be 1-1/2" wide and shall be closed with a crushproof hook and eye, the eye being bartacked for stability. The waistband curtain, attached with a rocap machine shall have SnugTex® and be made of pocketing fabric. Ban-Rol® waistband stiffener, 3/4" in width, shall be sewn into the waistband on the front of the trouser from aide seam to side seam. The full length of the waistband is fused with Pellon. The trousers are to be made with a continuous closed waistband. The waistband shall be set on and shall be stitched below the lower edge through the outer fabric and waistband curtain.

INSIDE TRIM:

The right fly and crotch linings shall be the same fabric and color as the waistband curtain. The right fly lining shall be sewn to the left fly below the zipper. The crotch lining shall be serged to each front. A separate French fly made of the outer fabric shall be sewn to the inside right fly.

CHALLENGER SPECIFICATIONS

D.O. Men's Class A Trouser • Western Pockets 1872

BELT LOOPS:

There shall be a minimum of five (5) belt loops on waist sizes 30 and down, seven (7) belt loops on waist sizes 31 -48, and a minimum of nine (9) on sizes 50 and larger. Each loop shall be 1/2" wide, of double thickness and stitched on the face side with a two needle machine. Except for the center back loop which shall be tacked on, all loops shall be sewn into the rocap and bartacked 1/4" below the waistband so as to accommodate a 2" belt.

ZIPPER:

The trousers shall be closed with a YKK brass zipper, which has a brass bottom stop at the base of the zipper chain and a brass ratcheting cam lock slider. The inside left fly will be reinforced with Pellon under the zipper stitching. A straight bartack shall be sewn through from the outside of the garment to the inside at the bottom of the fly. It shall be sewn through the zipper tape, the right and left fly and the right fly lining. The right and left fly shall be joined by an additional bartack located below the bottom zipper stop on the inside of the trouser.

SEAMING:

The entire trouser is to be seamed with polyester core thread. The seat seem shall be stitched with a Tandem needle seat seaming machine. All exposed inside seams of the trousers are to be serged.

SIZE TAG:

Trousers shall be labeled with the following information: lot number, size, fiber content care instructions, WPL number and country of origin.

FINISHING AND PRESSING:

All loose thread shall be removed. Trousers must be pressed completely and properly with the side seam, inseam, and seat seam pressed open. There must be a Texpak clip attached to the top fly of the finished trouser.

WARRANTY:

One year against workmanship or fabric defects.
1872-Silver Tan

CHALLENGER SPECIFICATIONS

D.O. Women's Class A Trouser · Western Pockets 1722

FABRIC:

A VISA® fabric from Milliken & Company for fabrics, Style 7428-9891, Color Silver Tan. 100% Dacron® polyester, a textured/spun combination, 13.5-14 oz. Per linear yard, 2x2 gabardine weave.

DESIGN:

Shall be made on a modified ladies uniform pattern with a plain front with three-quarter top drop front pockets and two back pockets.

POCKETS:

The front pocket opening will be a minimum 5-1/2" and be 5" deep from the bottom of the opening. They shall be stitched, turned, and restitched. The inside front pocket facing shall be a separate piece of self material finishing no less than 1-1/4" wide. The back pockets will have a minimum opening of 5-1/2" and be 3" deep on size 14 and up. Sizes 12 and smaller will have a 5" opening. They shall be made with a Reese PW automatic machine and finished on the outside with an exposed top and bottom cord. The left back pocket shall have a tab to button. The front pockets shall have straight bartacks and the back pockets shall be bartacked with a triangular bartacking machine.

POCKETING:

All pocketing shall be tan 75% polyester/25% cotton with a minimum thread count of 85 x 56. The weight shall be 3.0 yds/lb.

WAISTBAND:

The waistband shall be 1-1/2" wide and shall be closed with a crushproof hook and eye, the eye being bartacked for stability. The waistband curtain, attached with a rocap machine shall have SnugTex® and be made of pocketing fabric. Ban-Rol® waistband stiffener, 3/4" in width, shall be sewn into the waistband on the front of the trouser from aide seam to side seam. The full length of the waistband is fused with Pellon. The trousers are to be made with a continuous closed waistband. The waistband shall be set on and shall be stitched below the lower edge through the outer fabric and waistband curtain.

INSIDE TRIM:

The right fly shall be the same fabric and color as the waistband curtain. The right fly lining shall be sewn to the left fly below the zipper.

CHALLENGER SPECIFICATIONS

D.O. Women's Class A Trousers · Western Pockets 1722

BELT LOOPS:

There shall be a minimum of five (5) belt loops on waist sizes 12 and down, seven (7) belt loops on all sizes over 14. Each loop shall be 3/4" wide, of double thickness and stitched on the face side with a two needle machine. Except for the center back loop which shall be tacked on, all loops shall be sewn into the rocap at the top and dropped and tacked below the waistband seam. They shall accommodate a 1-5/8" belt.

ZIPPER:

The trousers shall be closed with a YKK brass zipper, which has a brass bottom stop at the base of the zipper chain and a brass ratcheting cam lock slider. The inside left fly will be reinforced with Pellon under the zipper stitching. A straight bartack shall be sewn through from the outside of the garment to the inside at the bottom of the fly. It shall be sewn through the zipper tape, the right and left fly and the right fly lining. The right and left fly shall be joined by an additional bartack located below the bottom zipper stop on the inside of the trouser.

SEAMING:

The entire trouser is to be seamed with polyester core thread. The seat seam shall be stitched with a Tandem needle seat seaming machine. All exposed inside seams of the trousers are to be serged.

SIZE TAG:

Trousers shall be labeled with the following information: lot number, size, fiber content care instructions, WPL number and country of origin.

FINISHING AND PRESSING:

All loose thread shall be removed. Trousers must be pressed completely and properly with the side seam, inseam, and seat seam pressed open. There must be a Texpak clip attached to the top fly of the finished trouser.

WARRANTY:

One year against workmanship or fabric defects.

1722 – Silver Tan

DELUXE SPECIFICATIONS

D.O. Men's Short Sleeve Class A Shirt 659AP 659FB 659GY 659LB 659TP 659WP

FABRIC:

Delta Mills, style 9270, Tropical Weave, 65% Dacron Polyester/35% Rayon. Weight 9.5 - 10 oz. Per yard (linear), 2 ply warp and filing. Permanent Press with soil release finish.

CREASING:

Pocket flaps and epaulets to be die creased to give uniform shape and size. The two military creases in front and three in back of each shirt must incorporate a permanent modified silicone crease produced by the "Lintrak System".

FRONT:

Left front to have a self fabric center pleat 1-1/2" wide extending from neckline to bottom of shirt. It shall have two rows of stitching 7/8" apart. The center pleat to be interlined with 100% polyester. Right front to have an approximate 3" turn back extending from neckline to bottom of shirt. There shall be six front and one collar button.

COLLAR:

To be die cut. Convertible collar is to measure approximately 2-7/8" long at points and to be topstitched 3/16" from the edge. The interlinings are to be 100% polyester, 250 denier. Permanent collar stays of proper length are to be fused or sewn inside collar so that no stitches are made through the bottom leaf.

YOKE:

Two piece yoke lined on the inside with 100% polyester satin. Yoke shall measure approximately 2-3/4" at center back and 2-1/2" at outside edge of yoke. 1/16" topstitch.

SLEEVES:

Sleeves are to be one piece with a 7/8" hem and finish approximately 9-1/2" long from the shoulder seam. Sleeve setting and closing shall be done with an overedge and safety stitch. The sleeve is to be bartacked at the hem.

POCKETS:

Two breast pockets finishing 5-3/8" wide and 5-3/4" long to have mitered corners. Both pockets shall have a 1-1/2" box pleat stitched top and bottom to prevent spreading. Left pockets to have a sewn through pencil stall 1-3/8" wide. Woven hook fastener 1/2" wide and 1" long to be placed on each pocket to secure woven loop fastener placed on each flap.

DELUXE SPECIFICATIONS

D.O. Men's Short Sleeve Class A Shirt 659AP 659FB 659GY 659LB 659TP 659WP

FLAPS:

To be die cut, creased and scalloped, finishing 5-1/2" in width, 2-3/4" in length at the center and 2-1/2" at each side. Flaps to be placed with a 1/4" space between pocket and flap and have one centered buttonhole with button. The left flap to have a pencil opening 1-3/8" in width. Woven loop fastener 1" side and 1" long to be placed on edges of each flap to secure woven hook fastener placed on pockets. Flaps to be lined with crease interlining.

BADGE TAB:

Inside sling type of self goods approximately 1" wide to extend from joining seam to pocket of left front. To have two small, uncut buttonholes 1-1/4" apart with the lower button 1-1/4" above the flap.

EPAULETS:

To be sewn into sleeve head seam and measure approximately 1-7/8" tapering to 1-1/2" with end pointed. Epaulets to be set approximately 1" from the collar seam. They shall be X-stitched to shoulders with a row of cross-stitching 2-1/2" from sleeve head and diagonally sewn from each end of the seam to the sleeve. Epaulets are to be die cut, creased and lined with crease interlining.

SHIRT LABELING:

Each garment shall be identified by permanent size tab, lot number and cut number. The care and content label with the manufacturer's WPL number shall be located in the tail of the garment.

BUTTONS:

To be melamine button dyed to match the fabric color, 20-ligne.

PACKING:

Shirts to be polybagged individually.

WARRANTY:

One year against workmanship or fabric defects.

659AP - Brown

659FB - French Blue Heather

659GY - Grey

659LB - Light Blue

659TP - Silver Tan

659WP - White

DELUXE SPECIFICATIONS

D.O. Women's Short Sleeve Class A Shirt 669AP 669FB 669GY 669LB 669TP 669WP

FABRIC:

Delta Mills, style 9270, Tropical Weave, 65% Dacron Polyester/35% Rayon. Weight 9.5 – 10 oz. Per yard (linear), 2 ply warp and filing. Permanent Press with soil release finish.

CREASING:

Pocket flaps and epaulets to be die creased to give uniform shape and size. The two military creases in front and three in back of each shirt must incorporate a permanent modified silicone crease produced by the "Lintrak System".

FRONT:

Left front to have a self fabric center pleat 1-1/2" wide extending from neckline to bottom of shirt. It shall have two rows of stitching 7/8" apart. The center pleat to be interlined with 100% polyester. Left front to have an approximate 2-3/4" turn back extending from neckline to bottom of shirt. Buttons to be strongly attached through two thickness' of material forming left front. There shall be five front and one collar button.

COLLAR:

To be die cut. Convertible collar is to measure approximately 2-7/8" long at points and to be topstitched 3/16" from the edge. The interlinings are to be 100% polyester, 250 denier. Permanent collar stays of proper length are to be fused or sewn inside collar so that no stitches are made through the bottom leaf.

YOKE:

Two piece yoke lined on the inside with 100% polyester satin. 1/16" topstitch.

SLEEVES:

Sleeves are to be one piece with a 7/8" hem and finish 8" long from the shoulder seam. Sleeve setting and closing shall be done with an overedge and safety stitch. The sleeve is to be bartacked at the hem.

POCKETS:

Two breast pockets finishing 5-3/8" wide and 5-3/4" long to have mitered corners. Both pockets shall have a 1-1/2" box pleat stitched top and bottom to prevent spreading. Left pockets to have a sewn through pencil stall 1-3/8" wide. Woven hook fastener 1/2" wide and 1" long to be placed on each pocket to secure woven loop fastener placed on each flap.

DELUXE SPECIFICATIONS

D.O. Women's Short Sleeve Class A Shirt 669AP 669FB 669GY 669LB 669TP 669WP

FLAPS:

To be die cut, creased and scalloped, finishing 5-1/2" in width, 2-3/4" in length at the center and 2-1/2" at each side. Flaps to be placed with a 1/4" space between pocket and flap and have one centered buttonhole with button. The left flap to have a pencil opening 1-3/8" in width. Woven loop fastener 1/2" side and 1" long to be placed on edges of each flap to secure woven hook fastener placed on pockets. Flaps to be lined with crease interlining.

BADGE TAB:

Inside sling type of self goods approximately 1" wide to extend from joining seam to pocket of left front. To have two small, uncut buttonholes 1-1/4" apart with the lower button 1-1/4" above the flap.

EPAULETS:

To be sewn into sleeve head seam and measure approximately 1-7/8" tapering to 1-1/2" with end pointed. Epaulets to be set approximately 1" from the collar seam. They shall be X-stitched to shoulders with a row of cross-stitching 2" from sleeve head and diagonally sewn from each end of the seam to the sleeve. Epaulets are to be die cut, creased and lined with crease interlining.

SHIRT LABELING:

Each garment shall be identified by permanent size tab, lot number and cut number. The care and content label with the manufacturer's WPL number shall be located in the tail of the garment.

BUTTONS:

To be melamine button dyed to match the fabric color, 20-ligne.

PACKING:

Shirts to be polybagged individually.

WARRANTY:

One year against workmanship or fabric defects.

669AP – Brown
669FB – French Blue Heather
669GY – Grey
669LB – Light Blue
669TP – Silver Tan
669WP - White

**SRT BDU
PANTS SPECIFICATIONS**

- Black 65/35 Poly/Cotton Twill
- Six pockets – two side cargo (bellowed) with flaps, two standard swing front, and two inset hip pockets with flaps.
- 6-1/2” front slant pocket opening.
- Adjustable waist tabs.
- Double-lapped and double-stitched on side, seat, and inseams.
- Bartacked at all stress points.
- Drawstring hem to blouse trouser outside boots.
- Reinforced knees and seat.
- Cross-stitched buttons.
- Right fly sewed on and edge-stitched for reinforcement.
- Horizontal buttonholes on button fly.
- Vertical buttonholes on pocket flaps.

**SRT BDU
TACTICAL SHIRT SPECIFICATIONS**

- Black 65/35 Poly/Cotton Twill
- Single breasted with six buttons down the front covered by fly.
- Double needle-stitched seams.
- Safety stitched and serged seams.
- Two patch, bellow-type pockets with flaps that have two vertical buttonholes.
- Bellowed pockets have two buttons on each pocket.
- Cross-stitched buttons.
- Left breast pocket has built-in pencil pocket accessible to outside.
- Bartacked at all stress points.
- Straight cut bottom hem for optional tuck in wear out of trousers.
- Long sleeves with elbow patches and adjustable tabs with three buttons.

**Flying Cross Item:
El Paso Sheriff's Office**

**COURT HOUSE
MENS**

SHIRT SPECIFICATIONS - LONG SLEEVE

- Fabric:** Content: 100% Textured Polyester conforming to the following specifications:
 Weight: 7.5 oz./Linear. Yd.
 Construction: 67 warp X 49 filling yarns per sq. inch
 Tear Warp 6.6 lbs. Filling 8.5 lbs.
 Strength:
 Tensile: Warp 159 lbs. Filling 155 lbs.
- Color:** Grey matching standard sample on display.
- Style:** Plain front coat style, form fitting, collar attached, long sleeves with barrel cuffs. Two pleated breast pockets with scalloped flaps. Shoulder straps. Full badge reinforcement. Matching inside yoke and collar band of high luster Poly-Twill.
- Collar &
Stand:** Style and dimensions as sample on display. Collar points to measure 3 /14" long with fused in Mylar stays. Collar height at rear 1 1/2". Topstitched 1/4" off the edge. Collar stand to measure 1 5/16" at rear. Collar and band to be die cut. Collar interlined with #250 Dacron. Band interlined with "Crease N Tack".
- Front:** The left front shall have a top center 1 1/2" wide with two rows of stitches 7/8" apart. The shirt will have 7 buttons and buttonholes on the front; spacing between each will be 3 3/4" except the spacing between the neck button and the first button on the front, which will be 3 1/4". Top center interlined with #250 Dacron. The fronts shall be joined to the yoke so that both raw edges of the yoke are turned under, with the front sandwiched between, and then all three are stitched down with a 1/16" raised stitch. Safety stitch joining unacceptable. A 15" nylon zipper, to be set below the second button and buttonhole shall accomplish front closure. The top, second and bottom buttons to be attached to the right front, the balance to be sewn over the buttonholes on the left front.
- Shoulder
Straps:** Style and dimensions as sample. Asymmetrical shape topstitched 1/4" off the edge to be set on yoke with leading topstitches conforming with front joining seam. To measure 2" at sleeve tapering to 1 3/8" and set not more than 1/2" from folded collar. Cross-stitched approximately 2" from sleeve seam. Creased and edge stitched shoulder strap construction unacceptable
- Badge
Reinforcement:** Two-ply sling 1" wide centered over left pocket and stitched to shoulder seam and flap setting stitch. To have 2 buttonhole eyelets approximately 1 1/4" from top of pocket flap spaced 1 1/4" apart and centered on sling.
- Pockets:** Two breast pockets with 1 1/2" stitched pleats and mitred corners. Pocket to measure 5 5/8" wide, 6" deep. Left breast pocket to have 1 1/2" pencil stitch. Each pocket to have Velcro tape 3/4" long by 1/2" wide positioned on both edges of pocket to correspond with outer scalloped flap points as sample.

**Flying Cross Item:
El Paso Sheriff's Office**

**COURT HOUSE
MENS
SHIRT SPECIFICATIONS - LONG SLEEVE**

- Flaps:** Deep scalloped design to measure 5 7/8" across and 2 3/4" in depth at center point, 2 1/4" at sides. Secured to Shirtfront approximately 1/4" above pocket. Topstitched 1/4" off the edge. Left flap to have invisible pencil opening 1 1/2" to correspond precisely with pencil slot of pocket. Both flaps to be interlined with #250 Dacron. Button sewn to top of flap buttonhole. Creased and edge stitched pocket flap construction unacceptable. Underside of flap to have Velcro tape 3/4" long by 1/2" wide positioned on outer points of both pocket flaps as sample.
- Sleeves:** Straight at width – no bias – of one piece shaped at head, jacket type. Sleeve vent 5 1/2" long with top and bottom facings. Top facings to measure 1 1/8" wide point blocked at top. Underfacing 1/2" wide.
- Cuffs:** To measure 3" in depth with rounded corners as sample. Topstitched 1/4" off the edge. With two buttons and corresponding buttonholes on each cuff and one button and Buttonhole in center of facing. Both cuffs to be interlined with #250 Dacron.
- Buttons:** First grade 19-ligne pearlescent plastic to match.
- Sewing:** Single needle throughout. All topstitched 1/4" off the edge. Sleeve inserting and side close felling safety stitched.
- Thread:** All sewing threads to be fast color polyester core polyester wrap to match.
- Interlining:** Collars, Pocket Flaps, Top Center, and Cuffs to be interlined with Dacron #250. Collar band to be interlined with "Crease-N-Tack".
- Military Creases:** 5 stitched-in sharp military creases on all Shirts. One crease on each front to be centered vertically. No creases through pockets or flaps. Spacing for military creases on Shirt back to be proportionate to the size of the shirt as follows: sizes 14 through 15 1/2 - creases to be 4 3/4" apart; sizes 16 through 18 inclusive – creases to be 5 3/8" apart as measured from the center crease.
- Construction:** Collars and flaps are made by the conventional construction. Top ply, bottom ply and interlining are first stitched together, then turned rightside out and finally topstitched.
- Country of Manufacture:** All raw materials and assembly thereof made in the U.S.A.

Flying Cross Item:
El Paso Sheriff's Office

COURT HOUSE
MENS
SHIRT SPECIFICATIONS - LONG SLEEVE

| Finished Length Dimensions: | <u>SIZE</u> | <u>SIDE SEAMS</u> | <u>BACK LENGTH</u> |
|--|--------------------|--------------------------|---------------------------|
| | 13 | 17 ½ | 30 ¾ |
| | 13 ½ | 17 5/8 | 31 |
| | 14 | 17 ¾ | 31 ¼ |
| | 14 ½ | 17 7/8 | 31 ½ |
| | 15 | 18 | 31 ¾ |
| | 15 ½ | 18 1/8 | 32 |
| | 16 | 18 ¼ | 32 ¼ |
| | 16 ½ | 18 3/8 | 32 ½ |
| | 17 | 18 ½ | 32 ¾ |
| | 17 ½ | 19 5/8 | 34 |
| | 18 | 19 ¾ | 34 ¼ |
| | 18 ½ | 19 7/8 | 34 ½ |
| | 19 | 20 | 34 ¾ |
| | 19 ½ | 20 1/8 | 35 |
| | 20 | 20 ¼ | 35 ¼ |
| | 20 ½ | 20 3/8 | 35 ½ |

**COURTHOUSE
BLACK PANTS**

MODEL NUMBER:

To be Fechheimer Brothers Company #3910

FABRIC:

100% TEXTURIZED POLYESTER 11.75 OZ./LINEAR YARD (66-67" WIDTH)
GABARDINE WEAVE TENSILE STRENGTH: 214 LBS WARP 193 LBS FILLING
TEAR STRENGTH: 10 LBS WARP 11.7 LBS FILLING FABRIC SHALL
INCORPORATE A WASHABLE AND DRY CLEANABLE SOIL RELEASE
SYSTEM. COLOR: BLACK

DESIGN:

Trouser shall be manufactured from a men's uniform trouser pattern. The trouser styling shall incorporate a plain front, two (2) quarter top front pockets, and two (2) hip pockets. Trouser to be straight leg style.

POCKETING:

The pocketing shall be 70% Polyester / 30% Cotton, 2.9 oz. per square yard (60" width) with a minimum 78 X 64 count. Pocketing must have a durable press finish and the color of the pocketing must be black.

POCKET DESIGN:

The two (2) front pockets will be quarter top style with a minimum opening of 6" and a minimum depth of 5 3/4" measured from the bottom of the opening. Front pockets to have straight bartacks (use of triangle bartacks will be cause for rejection) at the top and bottom of pocket openings. Pockets shall be constructed using the stitch, turn, and topstitch method. Pocket facings to be made of the basic fabric and must measure a minimum of 3" in width at the top.

The two (2) hip pockets shall have a minimum opening of 5 1/2" and a minimum depth of 5 3/4" measured from the bottom of the pocket opening. Hip pockets shall be constructed using the double welt method on a REECE PW Machine. The welts shall be finished in such a manner that there is no topstitching (topstitched hip pocket welts shall be cause for rejection). The corners of the hip pocket openings shall have firm straight bartacks for reinforcement (triangle bartacks are unacceptable). Hip pocket facings to be made of basic fabric and have a minimum depth of 3/4". The left hip pocket shall have a centered tab made of basic cloth inserted into the top welt with bartacks at the top and bottom of the tab to form an opening for a button. A button shall be located below the bottom welt corresponding in location with the tab.

**COURTHOUSE
BLACK PANTS**

WAISTBAND:

The waistband shall be constructed using the "closed method" and shall measure 2" wide when finished. The waistband curtain is to be made of the same fabric and color as the pocketing material and shall be attached to the trouser with a Rocap Machine. The waistband must contain 3/4" wide Ban-Rol to prevent roll over and have three (3) strand Snugtex to keep shirts tucked in. The waistband closure shall be accomplished with a crush-proof hook and eye. The hook and eye shall be reinforced with stays made of non-woven fabric that are anchored by the topstitching for the fly facing and curtain. This topstitching must be to the top of the waistband. The waistband must be topstitched 1/16" below the waistband seam for added strength.

FLY:

Trouser shall have a metal memory lock zipper. There shall be a French Fly tab closure on the inside of the right fly. The tab shall be double ply made of the basic cloth (tabs made of pocketing material or a "grown on" French Fly will be cause for rejection). The right fly shall be lined with the same fabric as the waistband curtain and pocketing. The fly lining shall be sewn to the left fly below the zipper in a neat and durable manner. A button shall be located on the left fly corresponding with the French Fly tab to provide a clean and comfortable closure. There shall be a firm straight bartack at the bottom of the fly going through the zipper tape.

BELT LOOPS:

There shall be a minimum of seven belt loops 3/4" in width of double thickness. Each loop must have a non-woven interlining. All loops (except for the back center loop) must be sewn into the bottom of the waistband ("dropped" belt loops are cause for rejection) and the top of the belt loops shall be caught into the waistband curtain seam with a Rocap machine. The bottom of the center back loop shall be tacked to the trouser and the top of the loop tacked to the outside of the waistband.

SEAT:

Seat outlet to measure a minimum of 2 3/4" to allow for alterations. Seat must be sewn with a Tandem Needle Machine.

STITCHING, PRESSING & FINISHING:

Trouser must be stitched with matching thread and all stitching to show must be 10-11 stitches per inch.

Trouser must be neatly pressed on Hothead Presses and properly shaped. Outseams and inseams must be pressed open.

Trouser must be cleaned and finished to eliminate loose threads.

**COURTHOUSE
BLACK PANTS**

LABELS:

Trouser must have a care label permanently affixed that also indicates the size. A paper ticket showing the size, fabric content, cut number, and WPL number must be on the outside of the waistband. Garment must be made in the United States Of America and bear a union label.

STOCK SIZES:

Trouser must be available in the following stock sizes:

REGULAR RISE: 28 - 50 (EVEN ONLY OVER 38)

DEPUTY MOTORCYCLE BREECHES

MODEL NUMBER:

To be Fechheimer Brothers Company Special Heather Grey Breeches w/Black Stripe.

FABRIC:

Delta Mills 9233-11364

2x2 Serge, 70% Polyester, 28% Rayon, 2% Lycra

Weight 11.50-12.00 oz. Lin. Yard, Width 54/56, Yarn sizes: 189 warp

15/1 and 2/150/68 filling (Pick and Pick) Construction 84.5x52 Machine Washable

COLOR: Heather Grey

DESIGN:

Breeches shall be manufactured from up-to-date patterns and shall be designed so that there will be a slight "peg" at the hip, and no baggy seat. The front shall be plain (no pleats) with two (2) top pockets, two (2) hip pockets with flaps to button, one (1) club pocket below right hip pocket and two (2) watch pockets. All pockets shall be bartacked with diamond bartacks except for the watch pocket, which is to have straight bartacks. Hip pockets will be of the double welt method, manufactured on Reece PW Machine, and shall be finished in such a manner that there is no top stitching. The welts shall be interlined with Pellon.

POCKETING:

The pocketing shall be 70% Polyester/30% Cotton, 2.9 oz. Per square yard (60" width) with a minimum 78 x 64 count. Pocketing must have a durable press finish and the color of the pocketing must be black.

WAISTBAND:

Waistband curtain to be of the same fabric as the pocketing and shall close with a hook and eye. The waistband curtain must be attached to the trouser with a zigzag stitch. There must also be a Snugtex waistband.

FLY LINING:

The right fly shall be the same fabric and color as the waistband and pocketing. The right fly lining must be sewn to the left fly below the zipper with strong closure and smart appearance. There shall be a French Fly closure on the inside of the right fly, and the fabric for the French Fly must be the same as the outer material of the trousers.

BELT LOOPS:

There shall be 6 belt loops, 3/4" wide, of double thickness, and each loop must be interlined with a non-woven fabric. All loops (except for the back center loop) must be sewn into the bottom of the waistband, and the top of all loops shall be caught into the waistband curtain seam. The waistband shall measure approximately 2" wide when finished, wide enough to comfortably accommodate a belt 1 5/8" wide. The back center loop shall be 1" wide.

DEPUTY MOTORCYCLE BREECHES

MISCELLANEOUS:

Breeches must have a Talon #42 Memory Lock zipper, the tape of which has permanent press finish, and there shall be a bartack at the bottom of the fly, going through the zipper tape. The breeches must be scanned with matching thread and the seat seam must be stitched with a Tandem needle matching (2 threads). All exposed inside edges must be serged. Breeches to have a full cavalry reinforcement cut square at the top and not to be more than 3/8" from the hip pocket. Bottoms of breeches shall have zipper closures.

STRIPE:

A 1" Black stripe of #9233-11378, from bottom of the waistband to the bottom of breeches leg.

LABELS:

Breeches must have a care label permanently affixed that also indicates the size. A paper ticket showing the size, fabric content, cut number, and WPL number must be on the outside of the waistband. Garment must be made in the United States of America and bear a union label.

LIGHT WEIGHT JACKET

MODEL NUMBER:

To be Fechheimer Brothers Company #58121 Ultra™2000

FABRIC:

Outer Shell - 2 ply Taslanized Nylon 70 Denier (Filling) and Nylon 70 Denier (Warp), Plain Weave. Material to be treated with durable fluorocarbon water and stain release agents.

COLOR:

Black

LINING:

Jacket shall be manufactured with a permanent 86 pick Nylon lining. Color of lining must be black.

BASIC DESIGN:

Jacket shall be windbreaker style with a zipper front closure to the neck. The zipper shall be a #5 vision style zipper with automatic lock and preshrunk tape. The zipper tape shall be compatible with outer fabric color. Jacket shall have knit elastic waistband starting approximately 2 1/2" back from each front edge and completely around back to eliminate wind chill. Jacket to have plain back. Patch pockets, flaps, removable shoulder straps and collar to be interlined with pellow. Jacket shall be designed with a facing so it may accept a zip-out liner.

SLEEVES:

Sleeves shall be two piece coat style with shoulder pads, removable shoulder stays, and knit cuffs. Shoulder pads to be set into seam.

POCKETS & FLAPS:

Jacket front shall have two breast reverse pleated patch pockets with flap. The pockets shall have two-way opening and shall be lined with kasha. Flaps shall close with snaps on each corner. Flaps shall incorporate a dummy buttonhole and a button (specified by agency) is to be attached to the flap through the buttonhole with a koter key. Breast pocket shall have a minimum opening of 6" at top and sides. Breast pocket and flaps shall be innerlined with pellow

COLLAR AND COLLAR STAND:

The permanent collar and collar stand shall be made of two plies of the basic fabric plus the interlining. The interlining shall be sewn to the under collar and the under collar stand using an eight point star stitch. The collar points shall be well shaped and symmetrical. The collar shall be top stitched with collar points long enough for a neat appearance. Jacket construction must incorporate a collar stand, as this feature is critical to overall appearance of the garment. Jackets made without a collar stand will be rejected.

BADGE TAB:

To be of jacket material 2 1/2" long 5/8" wide with 2 metal vertical eyelets 1 1/4" apart, center to center. Tab centered above left breast pocket.

LIGHT WEIGHT JACKET

SHOULDER STRAPS:

Removable shoulder straps constructed of two plies of the basic fabric plus the interlining. There shall be a buttonhole on each end of shoulder strap so that the straps are removable with the use of a button. Shoulder strap shall be pointed and have slight taper for better appearance.

FINISHING & PRESSING:

The entire jacket must be made in a first class manner - work clothes type jackets will not be acceptable. All loose threads must be removed and jacket must be completely pressed with high temperature pressing equipment and properly shaped. When completed, the jacket must be baked at the proper temperature to insure wrinkle resistance and permanent creases at the sleeves.

LABELS:

There shall be permanently affixed size label and care instruction label. Garment must be made in the United States Of America and bear a union label.

INSIDE POCKETS:

Jacket shall have a welt inside breast pocket on the left side. Pocket lining shall be 65/35 Poly/Cotton.

SIDE ZIPPER VENTS:

Jacket shall be designed with side zippered vents for easy access to weapon and equipment. The vents must have a snap tab closure system at the bottom.

LIMITED WARRANTY:

The sample and contract garments shall carry a manufacturers printed warranty hang tag. A sample warranty hang tag must accompany the bid package as well. The tag shall instruct the owner of their rights under the warranty.

LIMITED WARRANTY:

The Limited warranty shall contain at minimum the following:

Warranty coverage:

Manufacturer agrees to warrant to the original purchaser that the product will be free from defects in materials and workmanship for a period of three (3) years from date of purchase.

Warranty service:

Should a covered product become defective during the warranty period, simply return it to the manufacturer with dated proof of purchase. The manufacturer agrees to repair or replace at its option any item determined to be defective and will return to purchaser at no charge.

Limitations:

This warranty does not cover abnormal wear and tear, nor the color fastness of fluorescent fabrics, nor damage from chemicals, fire, misuse, accident or negligence. This warranty only applies to the original purchaser of the covered product and is not transferable.

LINER

MODEL NUMBER:

To be Fechheimer Brothers Company #32704

FABRIC:

Entire liner shall have an outer shell of 70 denier Taffeta faced with 50 denier Nylon Taffeta backed. Shell may be of 88 count Tricot alternative. The filling shall be 5 oz. Polyurethane. Color: Navy Blue

BASIC DESIGN:

The liner should be full cut, long enough to properly fit jacket. All outer edges of the liner must be bound, covered with bias binding and sewn with a safety stitch.

POCKET:

There shall be one (1) right inside patch pocket. The pocket shall be bound with a proper width bias binding.

ZIPPER:

There shall be a zipper all around the outside of the liner so that the liner may be properly zipped into the jacket.

MISCELLANEOUS:

The entire liner is to be sewn with Polyester thread and shall have permanent size tag and care instruction label. Garment must be made in the United States of America and bear a union label.

DEPUTY CHAMP JACKET

- Fabric:** 50% Tri-Lobal nylon, 50% spun rayon, silicone treated on face urethane treated on back, spark resistant blend Antron Nylon/Viscose Twill.
- Color:** Black
- Permanent:** To be first quality Nylon Taffeta, 70 denier bright semi-bright or semi-dull.
- Liner:** Continuous filament yards with 34 filaments and twisted to meet requirements. The fibers should have a minimum melting point of 450°F, and weight shall be 1.9 oz. per sq. yd. And the count shall be 108 x 71. The tear strength shall be 3 lbs. Minimum in the warp and 3.5 minimum in the filling. It shall be colorfast and perspiration proof.
- Zip-out Quilted Lining:** Shall be 70 denier Nylon Taffeta, or 88 count Tricot, quilted to ¼" polyurethane foam. The Nylon or tricot shall be on the face and the back will have polyurethane quilted between two layers of Nylon or Tricot. There shall be patch pocket on this liner, liner shall have knit wristlets, and be so constructed, that there are buttonholes at the end of the sleeves, with permanent bone buttons attached to the permanent linen in order to insure that the quilted liner does not pull out. This liner to have swing action sleeves.
- Inner Construction:** The inner lining to be of first quality Haroflex, or non-woven pellon which shall be in all principal parts of the garment, in order to insure first quality tailoring and neat appearance.
- Collar:** Removable collar of Borg ½" Orion pile. There shall be a storm collar tab on the underside of the collar on the left side. The tab shall button back and shall have a buttonhole so that it may be used for buttoning the collar in a stand-up position during extreme cold temperatures.
- Collar & Stand:** The permanent collar shall be Antron top and under with filling in between and zigzag stitch on underside. There shall be a collar stand measuring 1" wide at center and approximately 11" long on size 42. Garments without a collar stand will be definite cause for rejection.
- Sleeves:** There shall be coat style sleeves. Bottom of the sleeves shall be interlined with non-woven fabric and shall be piped with vinyl 1/8" to show.

DEPUTY CHAMP JACKET

- Pockets:** There shall be two box pleated patch pockets finished approximately 6 1/2 x 7" with pointed flaps. The flaps shall have a firm interlining. Pockets shall have a firm interlining covered with polyester cotton fabric so as to create a hand warmer pocket with an opening of approximately 5 3/4" on each side. The patch pockets shall be stitched to the garments and the left breast in the permanent lining. There shall be an inside patch pocket on the zip-out liner. Flaps on outside patch pockets shall be bar-tacked at both ends.
- Badge Tab:** There shall be a badge tab of the outer fabric approximately 3/4" wide with two metal eyelets spaced vertically 1" apart and is to be approximately 2 1/2" above the left pocket flap.
- Zipper:** There shall be a very heavy-duty storm zipper with automatic lock #19 or equal.
- Back:** There shall be a one piece back with a curved bi-swing. Straight type bi-swing back is unacceptable. The bi-swing back must be held in place by means for a piece of elastic sewn to each end of the bi-swing.
- Shoulder Straps:** Shall have permanently affixed to the garment. They shall be 2 1/2" wide at the shoulder, coming to a point underneath the collar. The length of each point shall be approximately 1 1/2". The shoulder strap shall have a buttonhole and button to a 24 Ligne button affixed to the jacket. Removable type shoulder straps are unacceptable.
- Waistband:** The bottom of the jacket shall contain a waistband approximately 2 1/2" wide finished and shall be sheared all the way around except for approximately 8" in the front when the garment is buttoned. The waistband shall have two heavy duty snap fasteners equally spaced in order that the waistband may be snap closed.
- Buttons:** The front shall have 5-36 Ligne metal buttons attached. The pocket buttons shall be 24 Ligne.
- Keeper Loops:** There shall be two keeper loops affixed to the inside of the jacket so that belt hooks may be placed in them in case the person wearing the jacket wishes to have the belt slide under the trouser or gun belt.
- Wristlets:** The zip-out removable liner shall have knit wristlets at the end of each sleeve and the sleeves shall have buttonholes above the wristlets so that they may button to the jacket, a permanently sewn bone button being sewn to the permanent sleeve lining for this purpose.

DEPUTY CHAMP JACKET

Pressing & Finishing: The garment shall be properly pressed on proper pressing equipment, thoroughly inspected and all loose threads removed.

Labels: Garment shall have large woven label, size label, care instruction labels, and cardboard size label on the sleeve showing manufacturing RN number.

EL PASO COUNTY SHERIFF'S OFFICE
DEPUTY UNIFORM - POLICE RAIN COAT

- 49 INCH YELLOW RAINCOAT 35 MIL THICK
- SLASH POCKETS WITH ACCESS TO WEAPON ON BOTH SIDES OF COAT
- BADGE HOLDER STANDARD
- SNAP ON REMOVABLE HOOD
- SNAP UP FRONT WITH STORM FLAP
- 3 INCH HIGH "SHERIFF" LETTERS IN BLACK ON REFLECTIVE PATH 4" X 18" ON BACK OF RAINCOAT



SHERIFF'S PATCH FOR ALL SHIRTS ON BOTH SHOULDERS

EL PASO COUNTY SHERIFF'S OFFICE
DETENTION OFFICER & COURTHOUSE SECURITY BADGE

BACKING: To be solid, no shell-backing is acceptable

METAL: Is either nickel or gold

SIZE: 3 " x 2 1/4

LETTERING: Black

FASTENER: Pin or screw back

Badges for the following officers:

Lieutenant

Sergeant

Corporal

Detention Officer

Courthouse Security

EL PASO COUNTY SHERIFF'S OFFICE
DEPUTY BADGES

C.W. Nielsen - Model #S-300

FINISH - Alloy either Alloy S or Alloy G depending on rank.

BADGE is 3 inches point to point with floral design in each tip. Badge has a 1/4" dap and is struck from .064 material.

LETTERING around badge circle is blue block:
Deputy Sheriff

(seal)

El Paso County

Lettering is separated by dot break points. The seal is a full color State of Texas seal 7/8" diameter with red rim blue center area and white star.

A top the bade and straddling the top two tips is the title banner. It is affixed 1/8" above the top circle of the badge. The title banner is 5/6" wide. The titles are standing Roman letters in a field of blue enamel.
















All blue enamel colors are #643 blue.

Attachments are B.A. Ballou #105 joint #68 catch with 2" foot pin.

Badges for the following officers:

Sheriff
Chief Deputy
Assistant Chief
Commander
Lieutenant
Sergeant
Deputy

Rank/Longevity Insignia – Sworn and Communications Personnel

| | | | | |
|----|---|----------------------|---|---|
| a. | Master Sergeant | Honorary | 3 chevrons, 3 rockers, star in wreath |  |
| b. | Sergeant | ≥ 30 years | 3 chevrons, 3 rockers, star in field |  |
| c. | Sergeant | ≥ 25 years | 3 chevrons, 3 rockers, diamond in field |  |
| d. | Sergeant | ≥ 20 years | 3 chevrons, 3 rockers |  |
| e. | Sergeant | ≥ 15 years | 3 chevrons, 1 rocker, star in field |  |
| f. | Sergeant | ≥ 10 years | 3 chevrons, 1 rocker, diamond in field |  |
| g. | Sergeant | ≥ 5 years | 3 chevrons, 1 rocker |  |
| h. | Sergeant | < 5 years | 3 chevrons |  |
| i. | Floor Control Officer | ≥ 25 years | 3 chevrons, 2 rockers, diamond in field |  |
| j. | Floor Control Officer | ≥ 20 years | 3 chevrons, 2 rockers |  |
| k. | Floor Control Officer | ≥ 15 years | 2 chevrons, 1 rocker, star in field |  |
| l. | Floor Control Officer | ≥ 10 years | 2 chevrons, 1 rocker, diamond in field |  |
| a. | Deputy/Detention Officer/ Communications | =>15 years | 1 chevron, 1 rocker, star in field |  |
| b. | Deputy/Detention Officer/ Communications | =>10 years <15 years | 1 chevron, 1 rocker, diamond in field |  |
| c. | Deputy/Detention Officer/ Communications | =>5 years <10 years | 1 chevron, 1 rocker, blank field |  |
| d. | Deputy | < 5 years | No insignia | |
| e. | Detention Officer | < 5 years | No Insignia | |

**DETENTION OFFICER
PATCH BADGE**

To be sewn on BDU's

See attachment. Sample is also available to view at the El Paso County Purchasing Department located at 500 E. San Antonio Room 500, El Paso, Texas 799001

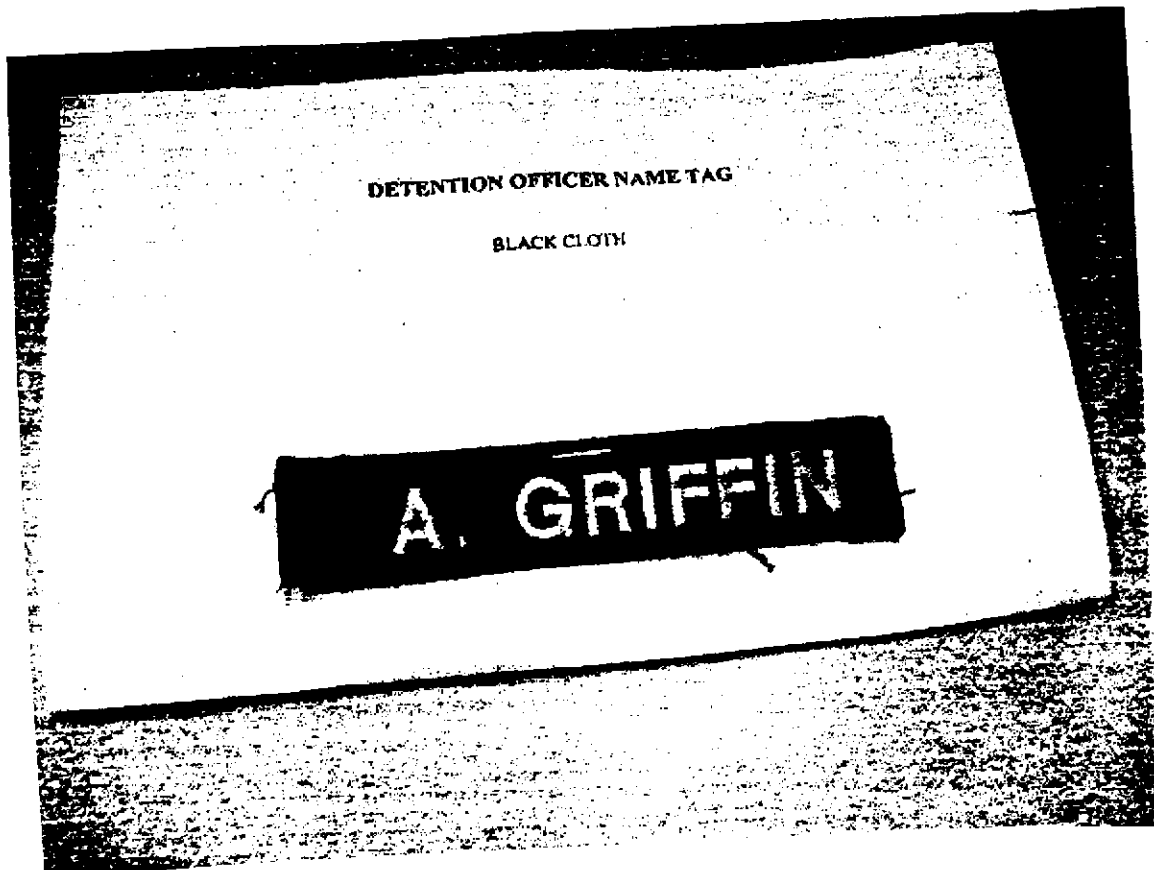
DETENTION OFFICER PATCH BADGE



**DETENTION OFFICER
NAME TAG**

BLACK CLOTH
To be sewn on BDU's

See attachment. Sample is also available to view at the El Paso County Purchasing Department located at 500 E. San Antonio Room 500, El Paso, Texas 799001



COUNTY OF EL PASO, TEXAS

CERTIFICATIONS REGARDING LOBBYING, DEBARMENT, SUSPENSION AND OTHER RESPONSIBILITY MATTERS; DRUG-FREE WORKPLACE REQUIREMENTS; FEDERAL DEBT STATUS, AND NONDISCRIMINATION STATUS AND IMPLEMENTING REGULATIONS*

Instructions for the certifications:

General Requirements

The County of El Paso, Texas is required to obtain from all applicants of federal funds or pass-through certifications regarding federal debt status, debarment and suspension, and a drug free workplace. Institutional applicants are required to certify that they will comply with the nondiscrimination statutes and implementing regulations.

Applicants should refer to the regulations cited below to determine the certifications to which they are required to attest. Signature of the form provides for compliance with certification requirements under 21 CFR part 1405, "New Restrictions on Lobbying," 21 CFR part 1414, Government wide Debarment and Suspension (Non-procurement), Certification Regarding Federal Debt Status (OMB Circular A-129), and Certification Regarding the Nondiscrimination Statutes and Implementing Regulations. The certifications shall be treated as a material representation of fact upon which reliance will be placed when the County of El Paso determines to award the covered cooperative agreement

1. LOBBYING

As required by Section 1352, Title 31 of the U.S. Code, and implemented in 21 CFR part 1405, for persons entering into a cooperative agreement over \$100,000, as defined at 21 CFR Part 1405, the applicant certifies that;

(a) No federal appropriated funds have been paid or will be paid, by or on behalf of the undersigned, to any person for influencing or attempting to influence an officer or employee of any agency, a member of Congress, and officer or employee of Congress, or an employee of a Member of Congress in connection with the making of any Federal grant, the entering into continuation, renewal, amendment, or modification of any Federal grant or cooperative agreement,

(b) If any funds other than Federal appropriated funds have been paid or will be paid to any person for influencing or attempting to influence an officer or employee of Congress, or an employee of a Member of Congress in connection with this Federal Grant or cooperative agreement, the undersigned shall complete and submit Standard Form - LLL, "Disclosure of Lobbying Activities," in accordance with its instructions;

(c) The undersigned shall require that the language of this certification be included in the award document for all sub-awards at all tiers (including sub-grants, contracts under grants and cooperative agreements, and subcontracts) and that all sub-recipients shall certify and disclose accordingly.

1. DEBARMENT, SUSPENSION, AND OTHER RESPONSIBILITY MATTERS

As required by Executive Order 12549, Debarment and Suspension and implemented at 21 CFR Part 1404, for prospective participants in primary covered transactions

A. The applicant certifies that it and its principals:

(a) Are not presently debarred, suspended, proposed for debarment, declared ineligible, sentenced to a denial of Federal benefits by a State or Federal court, or voluntarily excluded from covered transactions by any Federal department or agency;

(b) Have not within a three-year period preceding this application been convicted of or and a civil judgment rendered against them for commission of fraud or a criminal offense in connection with obtaining, attempting to obtain or performing a public (Federal, State, or local) transaction or contract under a public transaction violation of Federal or State antitrust statutes or commission of embezzlement, theft, forgery, bribery, falsification or destruction of records, making false statements, or receiving stolen property;

(c) Are not presently indicted for or otherwise criminally or civilly charged by a governmental entity (Federal, State, or local) terminated for cause or default; and

B. Where the applicant is unable to certify to any of the statements in this certification, he or she shall attach an explanation to the application.

2. DRUG-FREE WORKPLACE

As required by the Drug Free Workplace Act of 1988, and implemented at 21 CFR Part 1404 Subpart F.

A. The applicant certifies that it will or will continue to provide a drug free workplace by:

(a). Publishing a statement notifying employees that the unlawful manufacture, distribution, dispensing, possession, or use of a controlled substance is prohibited in the applicant's workplace and specifying the actions that will be taken against employees for violations of such prohibition;

(b) Establishing an on-going drug free awareness program to inform employees about:

(1) The dangers of drug abuse in the workplace;

(2) The applicant's policy of maintaining a drug free workplace;

(3) Any available drug counseling, rehabilitation, and employee assistance programs; and

(4) The penalties that may be imposed upon employees for drug abuse violation occurring in the workplace;

(c) Making it a requirement that each employee to be engaged in the performance of the grant be given a copy of the statement required by paragraph (a)

(d) Notifying the employee in the statement required by paragraph (a) that, as a condition of employment under the grant, the employee must

- (1) Abide by the terms of the statement; and
- (2) Notify the employer in writing of his or her conviction for a violation of a criminal drug statute occurring in the workplace no later than five calendar days after such conviction.

(e) Notifying the agency, in writing, within 10 calendar days after receiving notice under subparagraph (d)(2) from an employee or otherwise receiving actual notice of such convictions. Employers of convicted employees must provide notice including position title, to: The County of El Paso, Texas, 500 East San Antonio Street, Suite 406, El Paso, Texas 79901. Notice shall include the identification number of each affected grant

(f) Taking one of the following actions within 30 calendar days of receiving notice under subparagraph (d)(2), with respect to any employee who is so convicted:

- (1) Taking appropriate personnel action against such an employee, up to and including termination, consistent with the requirements of the Rehabilitation Act of 1973, as amended; or
- (2) Requiring such employee to participate satisfactorily in a drug abuse assistance or rehabilitation program approved for such purposes by a Federal State, or local health, law enforcement, or other appropriate agency

(g) Making a good faith effort to continue to maintain a drug free workplace through implementation of paragraphs (a), (b), (c), (d), (e), and (f).

3. CERTIFICATION REGARDING FEDERAL DEBT STATUS (OMB Circular A-129)

The Applicant certifies to the best of its knowledge and belief, that it is not delinquent in the repayment of any federal debt.

4. CERTIFICATION REGARDING THE NONDISCRIMINATION STATUTES AND IMPLEMENTING REGULATIONS

The applicant certifies that it will comply with the following nondiscrimination statutes and their implementing regulations: (a) title VI of the Civil right Act of 1964 (42 U.S.C. 2000D et seq.) which provides that no person in the United States shall, on the ground of race, color, or national origin, be excluded from participation in, be denied the benefits of or be otherwise subjected to discrimination under any program or activity for which the applicant received federal financial assistance; (b) Section 504 of the rehabilitation Act of 1973, as amended (29 U.S.C. 794), which prohibits discrimination on the basis of handicap in programs and activities receiving federal financial assistance; (c) title IX of the Education Amendments of 1972m as amended (20 U.S.C. 1981 et seq.) which prohibits discrimination on the basis of sex in education programs and activities receiving federal financial assistance; and (d) the Age Discrimination Act of 1975, and amended (42 U.S.C. 6101 ec seq.) which prohibits discrimination on the basis of age in programs and activities receiving federal financial assistance, except that actions which reasonably take age into account as a factor necessary

for the normal operation or achievement of any statutory objective of the project or activity shall not violate this statute.

As the duly authorized representative of the applicant, I hereby certify that the applicant will comply with the above certifications.

Business Name

Date

Name of Authorized Representative

Signature of Authorized Representative

COUNTY OF EL PASO PURCHASING DEPARTMENT

COUNTY COURTHOUSE, 500 EAST SAN ANTONIO,
ROOM PU500, EL PASO, TEXAS 79901
(915) 546-2048, FAX: (915) 546-8180

PITI VASQUEZ, PURCHASING AGENT
JOSE LOPEZ, JR. ASST. PURCHASING AGENT
LUCY BALDERAMA, INVENTORY BID TECHNICIAN

BIDDING CONDITIONS

This is the only approved instruction for use on your invitation to bid. Items below apply to and become a part of the terms and conditions of the bid.

1. BY SUBMITTING A BID, EACH BIDDER AGREES TO WAIVE ANY AND ALL CLAIMS IT HAS OR MAY HAVE AGAINST THE COUNTY OF EL PASO, AND ITS OFFICERS, AGENTS AND EMPLOYEES, ARISING OUT OF OR IN CONNECTION WITH: THE DOCUMENTS, PROCEDURES, ADMINISTRATION, EVALUATION, OR RECOMMENDATION OF ANY BID; THE WAIVER BY EL PASO COUNTY OF ANY REQUIREMENTS UNDER THE BID DOCUMENTS OR THE CONTRACT DOCUMENTS; THE ACCEPTANCE OR REJECTION OF ANY BIDS; AND THE AWARD OF THE CONTRACT.
2. Bids must be in the Purchasing Department BEFORE the hour and date specified. Faxed bids will not be accepted.
3. Late bids properly identified will be returned to bidder unopened. Late bids will not be considered under any circumstances.
4. All bids are for new equipment or merchandise unless otherwise specified.
5. Quotes F.O.B. destination. If otherwise, show exact cost to deliver.
6. Bid unit price on quantity specified-extend and show total. In case of error in extension, unit prices shall govern. Bids subject to unlimited price increases will not be considered.
7. Bids must give full firm name and address of bidder. Failure to manually sign bid will disqualify it. Person signing should show title or authority to bind his firm in a contract.
8. No substitutions or cancellations permitted without written approval of County Purchasing Agent.
9. The County reserves the right to accept or reject all or any part of any bid, waive minor technicalities and award the bid to the lowest responsible bidder. The County of El Paso reserves the right to award by item or by total bid. Prices should be itemized.
10. Bids \$100,000.00 and over, the bidder shall furnish a certified cashiers check made payable to the County of El Paso or a good and sufficient bid bond in the amount of 5% of the total contract prices and execute with a surety company authorized to do business in the State of Texas. The bid bond must be included with the bid at the time of the opening.
11. This is a quotation inquiry only and implies no obligation of the part of the County of El Paso.
12. The County of El Paso reserves the right to reject any proposal due to failure of performance on deliveries. The County Purchasing Agent will justify this.
13. Brand names are for descriptive purposes only, not restrictive.
14. The County of El Paso is an Equal Opportunity Employer.

15. Any proposal sent via express mail or overnight delivery service must have the proposal number and title clearly marked on the outside of the express mail or overnight delivery service envelope or package. Failure to clearly identify your proposal may be cause for disqualification.
16. PURSUANT TO TEXAS GOVERNMENT CODE SECTION 2253.021, A PRIME CONTRACTOR WHO IS AWARDED A PUBLIC WORKS CONSTRUCTION CONTRACT SHALL, PRIOR TO BEGINNING THE WORK, EXECUTE TO THE COUNTY:
 - a. A PERFORMANCE BOND, IN THE FULL AMOUNT OF THE CONTRACT, IF THE CONTRACT IS IN EXCESS OF \$100,000; AND
 - b. A PAYMENT BOND, IN THE FULL AMOUNT OF THE CONTRACT, IF THE CONTRACT IS IN EXCESS OF \$25,000.
17. PURSUANT TO TEXAS LOCAL GOVERNMENT CODE SECTION 262.032(b), ANY SUCCESSFUL BIDDER WHO IS AWARDED ANY CONTRACT IN EXCESS OF \$50,000 MAY BE REQUIRED TO EXECUTE A PERFORMANCE BOND TO THE COUNTY. SAID BOND SHALL BE IN THE FULL AMOUNT OF THE CONTRACT AND MUST BE FURNISHED WITHIN 30 DAYS AFTER THE DATE A PURCHASE ORDER IS ISSUED OR THE CONTRACT IS SIGNED AND PRIOR TO COMMENCEMENT OF THE ACTUAL WORK. ANY PERFORMANCE BOND REQUIRED PURSUANT TO THIS SECTION SHALL BE NOTED IN THE ATTACHED DETAILED BID SPECIFICATIONS OR SCOPE OF WORK. THIS SECTION DOES NOT APPLY TO A PERFORMANCE BOND REQUIRED BY CHAPTER 2253, TEXAS GOVERNMENT CODE.
18. "Beginning January 1, 2006, in order to implement HB 914 (adding new Local Government Code Chapter 176), ALL VENDORS MUST SUBMIT A CONFLICT OF INTEREST QUESTIONNAIRE (Form CIQ) disclosing its affiliations and business relationships with the County's Officers (County Judge and Commissioners Court) as well as the County employees and contractors who make recommendations for the expenditure of County funds. The names of the County Officers and of the County employees and contractors making recommendations to the County Officers on this contract are listed in the Specifications.

THE CONFLICT OF INTEREST QUESTIONNAIRE MUST BE FILED WITH THE COUNTY CLERK AND A COPY OR PROOF OF FILING MUST BE ATTACHED TO THE BIDDER'S RESPONSE SUBMITTED TO THE PURCHASING DEPARTMENT.

Bidders should be aware that this bidding condition is not intended to cover or to advise you about all situations in which Local Government Code Chapter 176 would require you to file a Form CIQ. You should consult your private attorney with regard to the application of this law and your compliance requirements. Failure to comply is punishable as a Class C misdemeanor.

NOTICE:

ALL COMMUNICATIONS BY A VENDOR TO THE COUNTY, ITS OFFICIALS, AND DEPARTMENT HEADS REGARDING THIS PROCUREMENT SHALL BE DONE THROUGH THE EL PASO COUNTY PURCHASING DEPARTMENT. **THE EL PASO COUNTY CODE OF ETHICS PROHIBITS ALL PRIVATE COMMUNICATION BETWEEN VENDORS AND CERTAIN COUNTY OFFICIALS AND EMPLOYEES AS DESCRIBED BELOW:**

No vendor, its representative, agent, or employee shall engage in private communication with a member of the El Paso County Commissioners Court or county department heads regarding any procurement of goods or services by the County from the date that the bid, RFP, or RFQ is released. No private communication regarding the purchase shall be permitted until the procurement process is complete and a purchase order is granted or a contract is entered into. Members of the commissioners court are required to make a reasonable effort to inform themselves regarding potential procurements and have a duty to inquire of vendors, their representatives or employees, the nature of any private communication being sought prior to engaging in any communication. "Private Communication" means communication with any vendor outside of a posted meeting of the governing body, a regular meeting of a standing or appointed committee, or a negotiation with a vendor which has been specifically authorized by the governing body.

Health Insurance Benefits Provided By Bidder

Consideration of Health Insurance Benefits*

1. Do you or your subcontractor(s) currently offer health insurance benefits to your employees?

If so, please describe those health insurance benefits that you or your subcontractor(s) currently provide/offer to your employees.

2. What percentage, if any, of your of your subcontractor's employees are currently enrolled in the health insurance benefits program?

El Paso County may consider provision of health insurance benefits as part of the overall "best value" determination. Failure to provide health insurance benefits will not disqualify you from participating in this bid selection process.

Business Name

Date

Name of Authorized Representative

Signature of Authorized Representative

* This page must be included in all responses.



COUNTY OF EL PASO
County Purchasing Department
500 East San Antonio, Suite PU500
El Paso, Texas 79901
(915) 546-2048
(915) 546-8180 Fax

RE: Bid #08-009, (Bid) Officer Uniforms, Patches, Badges, and Insignias

Dear Vendor:

As of January 1, 2006, the Texas Local Government Code Chapter 176 requires all vendors and potential vendors who contract or seek to contract for the sale or purchase of property, goods, or services with any local government entity to complete and submit a Conflicts of Interest Questionnaire. A copy of the requirements regarding vendors is attached. Also attached is a copy of the Questionnaire which needs to be filed and was prepared and approved for statewide use by the Texas Ethics Commission.

In filing out the Questionnaire, the following are the County Officers that will award the bid and the employees which will make a recommendation to the Commissioners Court:

County Officers: County Judge Anthony Cobos
Commissioner Luis C. Sariñana
Commissioner Veronica Escobar
Commissioner Miguel Teran
Commissioner Dan Haggerty

County Employees: Piti Vasquez, Purchasing Agent
Jose Lopez, Jr., Assistant Purchasing Agent
Pete Gutierrez, Buyer II
Linda Gonzalez, Inventory Bid Technician
Lucy Balderama, Inventory Bid Technician
Lucille Samuel, Sheriff's Supply
Robert Kaminski, Lt.
Joe Chairez, Lt.
Jack Waite, Lt.

Please note that the state law requires that the Questionnaire be filed with the **COUNTY CLERK** no later than **the 7th business day after submitting an application, response to an RFP, RFQ or bid** or any other writing related to a potential agreement with the County. Failure to file the questionnaire within the time provided by the statute is a Class C misdemeanor

CONFLICT OF INTEREST QUESTIONNAIRE

FORM CIQ

For vendor or other person doing business with local governmental entity

This questionnaire reflects changes made to the law by H.B. 1491, 80th Leg., Regular Session.

This questionnaire is being filed in accordance with Chapter 176, Local Government Code by a person who has a business relationship as defined by Section 176.001(1-a) with a local governmental entity and the person meets requirements under Section 176.006(a).

By law this questionnaire must be filed with the records administrator of the local governmental entity not later than the 7th business day after the date the person becomes aware of facts that require the statement to be filed. See Section 176.006, Local Government Code.

A person commits an offense if the person knowingly violates Section 176.006, Local Government Code. An offense under this section is a Class C misdemeanor.

OFFICE USE ONLY

Date Received

1 Name of person who has a business relationship with local governmental entity.

2 Check this box if you are filing an update to a previously filed questionnaire.

(The law requires that you file an updated completed questionnaire with the appropriate filing authority not later than the 7th business day after the date the originally filed questionnaire becomes incomplete or inaccurate.)

3 Name of local government officer with whom filer has employment or business relationship.

Name of Officer

This section (item 3 including subparts A, B, C & D) must be completed for each officer with whom the filer has an employment or other business relationship as defined by Section 176.001(1-a), Local Government Code. Attach additional pages to this Form CIQ as necessary.

A. Is the local government officer named in this section receiving or likely to receive taxable income, other than investment income, from the filer of the questionnaire?

Yes No

B. Is the filer of the questionnaire receiving or likely to receive taxable income, other than investment income, from or at the direction of the local government officer named in this section AND the taxable income is not received from the local governmental entity?

Yes No

C. Is the filer of this questionnaire employed by a corporation or other business entity with respect to which the local government officer serves as an officer or director, or holds an ownership of 10 percent or more?

Yes No

D. Describe each employment or business relationship with the local government officer named in this section.

4

Signature of person doing business with the governmental entity

Date

Tex. Local Gov't Code § 176.006 (2005)

§ 176.006. Disclosure Requirements for Vendors and Other Persons; Questionnaire

(a) A person described by Section 176.002(a) shall file a completed conflict of interest questionnaire with the appropriate records administrator not later than the seventh business day after the date that the person:

(1) begins contract discussions or negotiations with the local governmental entity; or

(2) submits to the local governmental entity an application, response to a request for proposals or bids, correspondence, or another writing related to a potential agreement with the local governmental entity.

(b) The commission shall adopt a conflict of interest questionnaire for use under this section that requires disclosure of a person's affiliations or business relationships that might cause a conflict of interest with a local governmental entity.

(c) The questionnaire adopted under Subsection (b) must require, for the local governmental entity with respect to which the questionnaire is filed, that the person filing the questionnaire:

(1) describe each affiliation or business relationship the person has with each local government officer of the local governmental entity;

(2) identify each affiliation or business relationship described by Subdivision (1) with respect to which the local government officer receives, or is likely to receive, taxable income from the person filing the questionnaire;

(3) identify each affiliation or business relationship described by Subdivision (1) with respect to which the person filing the questionnaire receives, or is likely to receive, taxable income that:

(A) is received from, or at the direction of, a local government officer of the local governmental entity; and

(B) is not received from the local governmental entity;

(4) describe each affiliation or business relationship with a corporation or other business entity with respect to which a local government officer of the local governmental entity:

(A) serves as an officer or director; or

(B) holds an ownership interest of 10 percent or more;

(5) describe each affiliation or business relationship with an employee or contractor of the local governmental entity who makes recommendations to a local government officer of the local governmental entity with respect to the expenditure of money;

(6) describe each affiliation or business relationship with a person who:

(A) is a local government officer; and

(B) appoints or employs a local government officer of the local governmental entity that is the subject of the questionnaire; and

(7) describe any other affiliation or business relationship that might cause a conflict of interest.

(d) A person described by Subsection (a) shall file an updated completed questionnaire with the appropriate records administrator not later than:

(1) September 1 of each year in which an activity described by Subsection (a) is pending; and

(2) the seventh business day after the date of an event that would make a statement in the questionnaire incomplete or inaccurate.

(e) A person is not required to file an updated completed questionnaire under Subsection (d)(1) in a year if the person has filed a questionnaire under Subsection (c) or (d)(2) on or after June 1, but before September 1, of that year.

(f) A person commits an offense if the person violates this section. An offense under this subsection is a Class C misdemeanor.

(g) It is a defense to prosecution under Subsection (f) that the person filed the required questionnaire not later than the seventh business day after the date the person received notice of the violation.

Tex. Local Gov't Code § 176.001 (2005)

§ 176.001. Definitions

In this chapter:

(1) "Commission" means the Texas Ethics Commission.

(2) "Family member" means a person related to another person within the first degree by consanguinity or affinity, as described by Subchapter B, Chapter 573, Government Code.

(3) "Local governmental entity" means a county, municipality, school district, junior college district, or other political subdivision of this state or a local government corporation, board, commission, district, or authority to which a member is appointed by the commissioners court of a county, the mayor of a municipality, or the governing body of a municipality. The term does not include an association, corporation, or organization of governmental entities organized to provide to its members education, assistance, products, or services or to represent its members before the legislative, administrative, or judicial branches of the state or federal government.

(4) "Local government officer" means:

(A) a member of the governing body of a local governmental entity; or

(B) a director, superintendent, administrator, president, or other person designated as the executive officer of the local governmental entity.

(5) "Records administrator" means the director, county clerk, municipal secretary, superintendent, or other person responsible for maintaining the records of the local governmental entity.

COUNTY OF EL PASO, TEXAS

Solicitation Check List

**(Bid) Officer Uniforms, Patches, Badges, and Insignias
Bid #08-009**

THIS CHECKLIST IS PROVIDED FOR YOUR CONVENIENCE

_____ Responses should be delivered to the County Purchasing Department by 2:00 p.m., Wednesday, February 27, 2008. Did you visit our website (www.epcounty.com) for any addendums?

_____ Did you sign the Bidding Schedule?

_____ Did you sign the “Certifications Regarding Lobbying, Debarment, Suspension and Other Responsibility Matters; Drug-Free Workplace Requirements; Federal Debt Status, and Nondiscrimination Status And Implementing Regulations” document?

_____ Did you sign the “Consideration of Insurance Benefits” form?

_____ Did you file a copy of the completed Conflict of Interest Questionnaire (Form CIQ) with the El Paso County Clerk (in person or by mail to 500 E. San Antonio, Suite 105, El Paso, TX 79901 or by fax to 915-546-2012 attention Joann) and write the confirmation number given as proof of filing on your bidding schedule? Please include the completed and signed form with your response with your document number whether a relationship exists or not.

_____ If your bid totals more than \$100,000, did you include a bid bond?

_____ Did you provide one original and two (2) copies of your response?