



**TO: COUNTY OF EL PASO**  
**Ana Maria Villanueva**

**FROM: FORESIGHT TPA**  
**Adriana Aceves, Data Management Analyst**

**DATE: January 10, 2008**

**RE: MONTHLY REPORT: December 2007**

**Enclosed please find the following:**

- **Performance Guarantee Status**
- **Executive Summary**
- **Month End Report**
- **Claim Analysis Report (Lag)**
- **County Walk-In Log**

---

**Received By**

---

**Received Date**

# **Performance Guarantee Status**

Contact: John Dunn, QA Dept.  
ForeSight TPA.



January 10, 2008

County of El Paso Risk Pool  
c/o Liza Reyes  
500 East San Antonio, Room 302  
El Paso, Texas 79901

**RE: Year IX, Quarter IV, Month III Performance Guarantee Status**

I am writing to inform you of our **Year IX, Quarter IV, Month III** (December 2007) performance guarantee status. No attachments have been enclosed at this time. However, at the end of the quarter period, I will provide you with the quarterly reports for your review. The following synopsis is for **Month III** only.

<b>Item</b>	<b>Performance Standard</b>	<b>Month III December</b>
Claim Dollar Payment Accuracy	98%	99.88%
Claim Coding Accuracy	98%	99.98%
Claims turnaround - paid within 14 days	95%	98.06%
Claims turnaround - paid within 20 days	98%	100%
Customer Service-abandoned calls	5%	1%

If you should have any questions, please do not hesitate to call. Thank you for your continued support.

Sincerely,

Debra Lopez  
Vice President of Operations

**Status Report on the Performance Guarantees for  
 County of El Paso**

**Report Date: January 10, 2008**

**Report Period: October 1, 2007 through December 31, 2007**

<b>Performance</b>	<b>Definition</b>	<b>Performance Standard</b>	<b>Status</b>
<b>Claims Turnaround Time Non-Investigated Claims</b>	Measurement of the responsiveness of claims process from the number of elapsed calendar days from the date the claim is received for the date the claim is processed. A non-investigated claim shall mean a complete claim received with information sufficient to allow AAI to make a final determination.	95% of non-investigated claims processed within 14 days of receipt.  AAI shall report the status of all claims over 30 days old to the County on a monthly basis	<i>Refer to Exhibit B, Turnaround Time Report</i> Performance for this period was: <b>98.51%</b>
			October 2007 <b>98.86%</b>
			November 2007 <b>98.60%</b>
			December 2007 <b>98.06%</b>
<b>Claims Turnaround Time Investigated Claims</b>	Measurement of the responsiveness of claims process from the number of elapsed calendar days from the date the is received to the date the claim is processed. "Processed" shall mean the date the check or EOB is mailed for member payable claims. Processed shall mean the date the claim is in ready claims. An investigated claim shall mean any claim that requires additional information from external sources, including medical records. Receipt for investigated claims shall mean the date the complete claim information is received by AAI.	98% of total claims processed within 20 days of receipt to the County. Documented exceptions will be reported monthly and excluded from consideration in the calculation of this penalty with the approval of the County	<i>Refer to Exhibit B, Turnaround Time Report</i> Performance for this period was: <b>100.00%</b>
			October 2007 <b>100.00%</b>
			November 2007 <b>100.00%</b>
			December 2007 <b>100.00%</b>

<b>Performance</b>	<b>Definition</b>	<b>Performance Standard</b>	<b>Status</b>
<b>Claim Dollar Payment Accuracy</b>	Percentage of claims dollars paid correctly. Only errors in dollar amounts are counted. Accuracy shall be determined by dividing the total dollar amounts overpaid as well as underpaid by the sum of the total dollar amounts actually paid. This is the error rate that then subtracted from 100% to obtain performance level.	98% or better	<i>Refer to Exhibit C, Quarter Audit</i> Performance for this quarter was: <b>99.72%</b>  October 2007 <b>99.44%</b> November 2007 <b>99.78%</b> December 2007 <b>99.88%</b>
<b>Claim Coding Accuracy</b>	Percentage of claims paid correctly i.e., no overpayment and no underpayment. All payment errors, including duplicate and non-payments, shall be counted as errors. Accuracy shall be calculated by dividing the total number of claims paid correctly by the total number of claims reviewed.	98% or better	<i>Refer to Exhibit C, Quarter Audit</i> Performance for this quarter was: <b>99.98%</b>  October 2007 <b>99.78%</b> November 2007 <b>99.97%</b> December 2007 <b>99.98%</b>
<b>Customer Service</b>	Inquiries responded by the Customer Service Department by telephone and letter to the Member/Provider.	<b>a)</b> Less than 5% abandoned per month <b>b)</b> Average hold time is 60 seconds or less	<i>Refer to Exhibit D, Customer Service Reports</i> <b>a)</b> abandoned rate= <b>2.00%</b> <b>b)</b> answered within 60 sec= <b>99.00%</b>
<b>Provide Timely Reports On A Monthly Basis</b>	These reports shall be in the hands of the County of El Paso Personnel within 30 days of the end of the report period.	Monthly Reports within 10 days of the end of the report period.	All reports are being provided within 10 days of the report period.

**Foresight TPA  
Customer Service Department  
Telephone Statistics**

*Plan Name: County of El Paso*

*Report Period: October 1, 2007 through December 31, 2007*

	<b>October</b>	<b>November</b>	<b>December</b>	<b>Quarter IV Totals</b>
<b>Total Calls Offered:</b>	930	792	754	<b>2,476</b>
<b>Total Calls Answered:</b>	910	784	749	<b>2,443</b>
<b>Answered within 60 seconds:</b>	908/99%	782/99%	747/99%	<b>2437/99%</b>
<b>Total Long Abandoned:</b>	3	0	0	<b>3</b>
<b>Total Short Abandoned:</b>	2	2	2	<b>6</b>
<b>% of Calls Abandoned:</b>	2%	1%	1%	<b>2%</b>

# **Executive Summary**

Contact: Adriana Aceves, Data Management Analyst  
ForeSight TPA



Executive Summary **DECEMBER 2007**

County of El Paso

^^Prescription figure updated received pending information from PBM-Aetna.

\*\*Prescription figure not reflected due to pending information from PBM-Aetna; once information received data will be updated accordingly.

**Summary Table Comparison (Plan Period Oct 07 - Sep 08)**

	**Current Month December 2007	^^Prior Month November 2007	^^ Last Year December 2006
<b>Total Dollars Paid</b>			
**Month	\$ 656,396	\$ 717,136	\$ 608,156
**PTD (Oct-07 to Sep-08)	\$ 2,077,352	\$ 1,420,955	\$ 1,847,698
<b>% / Claim Type</b>			
Medical	95%	72%	71%
**Rx	0%	23%	24%
Dental	53%	5%	5%
<b>% Medical Network</b>			
In-Network	99%	100%	97%
Out of Network	1%	1%	3%
Out of Area	<1%	<1%	<1%
<b>Average Employee Census</b>			
Medical	2234	2231	2146
Dental	1303	1351	1291

**2007 - 2008 Benefit Savings Summary (Oct - Sep)**

Month	Gross Billed	\$ Allowed	% Allowed to Billed	% Savings	\$ Savings	\$ Paid by health plan	% Paid to Allowed
October	\$ 2,178,836	\$ 736,528	34%	66%	\$ 1,442,308	\$ 511,340	69%
November	\$ 2,176,482	\$ 713,320	33%	67%	\$ 1,463,162	\$ 551,260	77%
December	\$ 2,527,221	\$ 804,976	32%	68%	\$ 1,722,245	\$ 657,042	82%
January							
February							
March							
April							
May							
June							
July							
August							
September							
<b>Year To Date</b>	<b>\$ 6,882,540</b>	<b>\$ 2,254,824</b>	<b>33%</b>	<b>67%</b>	<b>\$ 4,627,716</b>	<b>\$ 1,719,642</b>	<b>76%</b>

⌘ This table does not reflect prescription costs.

**Monthly Average for Medical, Rx, & Dental**

	( 12 months ) 10/07 - 09/08	Current Avg/Month	^^( 12 months ) 10/06 - 09/07	^^Prior Avg/Month
Medical	\$ 1,613,505	\$ 537,835	\$ 7,802,433	\$ 650,203
**Rx	\$ 358,466	\$ 179,233	\$ 1,989,883	\$ 165,824
Dental	\$ 105,381	\$ 35,127	\$ 388,620	\$ 32,385
**Total	\$ 2,077,352	\$ 752,195	\$ 10,180,936	\$ 848,411

**Total Claims Paid / Relation**

	**Current Month	**PTD 10/07 - 09/08
Employee	\$ 533,690	\$ 1,568,169
Spouse	\$ 57,655	\$ 276,680
Child	\$ 65,052	\$ 232,502
Total	\$ 656,396	\$ 2,077,352

**Average / Month Comparison w/o Rx.**

Month Ending:	December-07	December-06
<b>Gross Billed</b>	\$ 2.3 mil.	\$ 2.0 mil.
<b>Allowed</b>	\$ 752 thous.	\$ 655 thous.
<b>Savings</b>	\$ 1.5 mil.	\$ 1.4 thous.
<b>Paid</b>	\$ 573 thous.	\$ 462 thous.

**Total Dollars Paid Comparison Plan vs Fiscal Periods**

Paid Period	Months	Amount Paid
**Current Fiscal Year Oct-07 to Sep-08	3 months	\$ 2,077,352
^^Prior Fiscal Year Oct-06 to Sep-07	12 months	\$ 10,180,936
^^Prior Fiscal Year Oct-05 to Sep-06	12 months	\$ 8,346,050

**++Aggregate Attachment**

**MEDICAL - YTD Claims Experience	\$ 8,748,635
MEDICAL - YTD%	64%
DENTAL - YTD Claims Experience	\$ 802,387
DENTAL - YTD%	79%

**++ Reinsurance Specific Deductible \$225,000**

Running Total	Diagnosis	Deductible
\$ 130,471.99	Malignant Neoplasm - Lung	\$225,000
\$ 169,937.67	Malignant Neoplasm - Breast / Chemotherapy	\$225,000
\$ 208,581.94	Chronic Skin Ulcer / Bone Infection / Diabetes	\$225,000
<b>Met and/or exceeded 100% of deductible</b>		
Running Total	Diagnosis	Deductible
\$ 832,438.44	Malignant Neoplasm - Liver, Rectosigmoid	\$225,000
\$ 275,685.50	Malignant Neoplasm - Breast	\$225,000
\$ 236,803.04	Lymphatic and Hematopoietic Tissues / Septicemia	\$225,000
\$ 301,892.21	Malignant Neoplasm - Kidney	\$225,000
\$ 354,407.14	Twin Mate / Extreme Immaturity	\$225,000
\$ 476,025.68	Twin Mate / Extreme Immaturity	\$225,000
\$ 338,040.64	Multiple Myeloma / Backache	\$225,000

**Large Dollar Cases paid in current reporting month (benchmark \$30,000)**

Total Paid	Diagnosis	Date of Service	Provider	Paid to Provider
\$ 42,569	Atrial Flutter	11/20/2007	Sierra Medical Center	\$ 38,525.03
\$ 167,050	Malignant Neoplasm - Colon / Chemotherapy	10/09/07 - 10/15/07	MD Anderson	\$ 62,977.40
\$ 60,799	Diabetes Mellitus / Osteomyelitis	11/12/07 - 11/22/07	Sierra Medical Center	\$ 48,630.01
<b>\$ 270,418</b>				

† Detailed Information can be found on the standard month end reports.

\* The data presented on this page does not reflect administrative fees. It only reflects total claim dollars paid by health plan.

This executive summary does not reflect claim costs for County Supplemental Plan.

**++ Specific Stop Loss Summary**

Incurred	**Summary Totals	Claimant Count	Received	**Pending
2006	\$ 15,480.09	1	\$ 15,480.09	\$ -
2007	\$ 1,240,292.65	7	\$ 868,911.23	\$ 371,381.42

++ All Reinsurance table illustrations are based upon the Reinsurance contract period.

\*\* Summary Totals and Pending Amounts are subject to change depending on reinsurance ineligible amounts



# **Month End Report**

Contact: Adriana Aceves, Data Management Analyst  
ForeSight TPA

**COUNTY OF EL PASO**  
**ACTIVE EMPLOYEES - BASIC PLAN**  
**MEDICAL CLAIMS 10/01/07 - 09/30/08**  
**WITH PRESCRIPTIONS**

\*Prescription figure updated received pending information from PBM-Aetna.

~Prescription figure not reflected due to pending information from PBM-Aetna; once information received data will be updated accordingly.

Paid Month	Employee		Spouse		Dependent		TOTAL	
	Member Count	Claims Paid	Member Count	Claims Paid	Member Count	Claims Paid	Members	Claims Paid
*Oct-07	429	\$ 42,197.34	25	\$ 6,427.75	121	\$ 4,002.58	575	\$ 52,627.67
*Nov-07	433	\$ 20,093.13	25	\$ 1,473.50	121	\$ 1,318.28	579	\$ 22,884.91
~Dec-07	410	\$ 81,857.47	21	\$ 2,267.72	113	\$ 3,747.63	544	\$ 87,872.82
Jan-08								
Feb-08								
Mar-08								
Apr-08								
May-08								
Jun-08								
Jul-08								
Aug-08								
Sep-08								

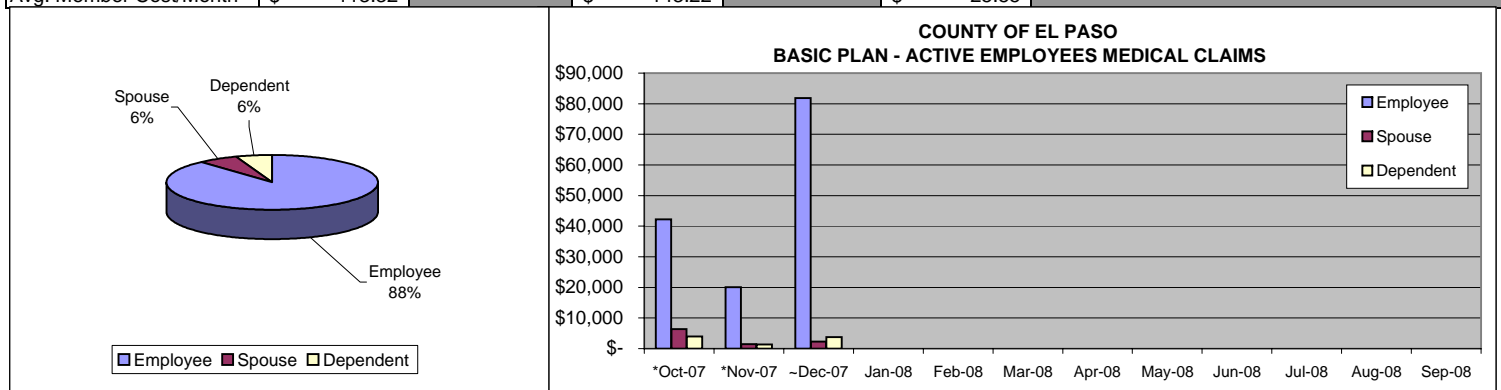
Gross Claims		\$ 144,147.94		\$ 10,168.97		\$ 9,068.49		\$ 163,385.40
--------------	--	---------------	--	--------------	--	-------------	--	---------------

**Stop Loss		\$ -		\$ -		\$ -		\$ -
-------------	--	------	--	------	--	------	--	------

Net Claims		\$ 144,147.94		\$ 10,168.97		\$ 9,068.49		\$ 163,385.40
------------	--	---------------	--	--------------	--	-------------	--	---------------

Average Member Count		424		24		118		
----------------------	--	-----	--	----	--	-----	--	--

Avg. Member Cost/Month	\$	113.32	\$	143.22	\$	25.55		
------------------------	----	--------	----	--------	----	-------	--	--



\*\*Reimbursed Amount

**COUNTY OF EL PASO  
ACTIVE EMPLOYEES - BUYUP PLAN  
MEDICAL CLAIMS 10/01/07 - 09/30/08  
WITH PRESCRIPTIONS**

\*Prescription figure updated received pending information from PBM-Aetna.

~Prescription figure not reflected due to pending information from PBM-Aetna; once information received data will be updated accordingly.

Paid Month	Employee		Spouse		Dependent		TOTAL	
	Member Count	Claims Paid	Member Count	Claims Paid	Member Count	Claims Paid	Members	Claims Paid
*Oct-07	949	\$ 299,573.59	153	\$ 39,992.37	456	\$ 33,799.51	1,558	\$ 373,365.47
*Nov-07	950	\$ 350,474.72	152	\$ 33,696.09	454	\$ 56,489.77	1,556	\$ 440,660.58
~Dec-07	974	\$ 203,734.33	156	\$ 28,232.41	462	\$ 37,108.28	1,592	\$ 269,075.02
Jan-08								
Feb-08								
Mar-08								
Apr-08								
May-08								
Jun-08								
Jul-08								
Aug-08								
Sep-08								

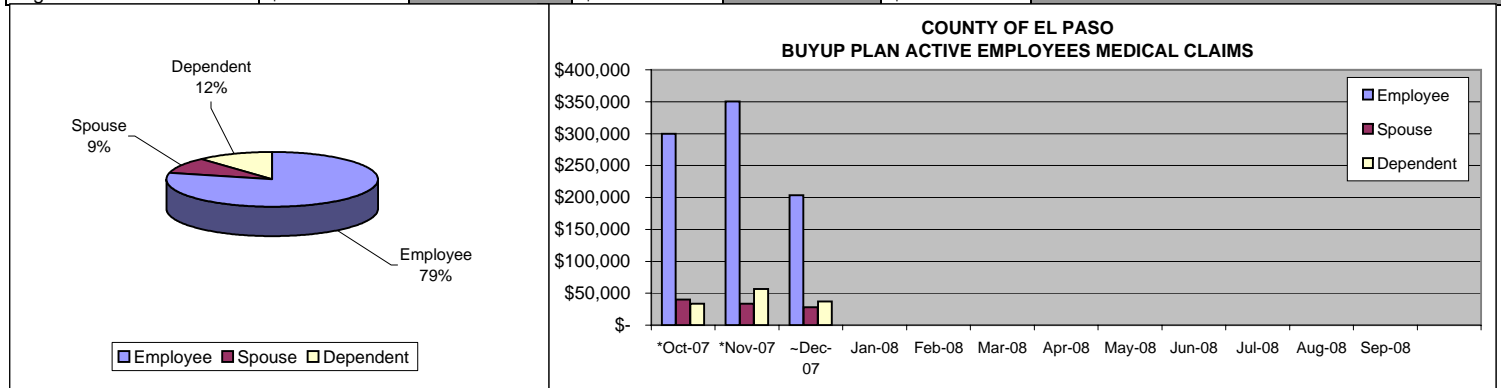
Gross Claims		\$ 853,782.64		\$ 101,920.87		\$ 127,397.56		\$ 1,083,101.07
--------------	--	---------------	--	---------------	--	---------------	--	-----------------

**Stop Loss		\$ 78,982.37		\$ 59,984.11		\$ 14,730.16		\$ 153,696.64
-------------	--	--------------	--	--------------	--	--------------	--	---------------

Net Claims		\$ 774,800.27		\$ 41,936.76		\$ 112,667.40		\$ 929,404.43
------------	--	---------------	--	--------------	--	---------------	--	---------------

Average Member Count	958		154		457			
----------------------	-----	--	-----	--	-----	--	--	--

Avg. Member Cost/Month	\$ 269.68		\$ 90.97		\$ 82.12			
------------------------	-----------	--	----------	--	----------	--	--	--



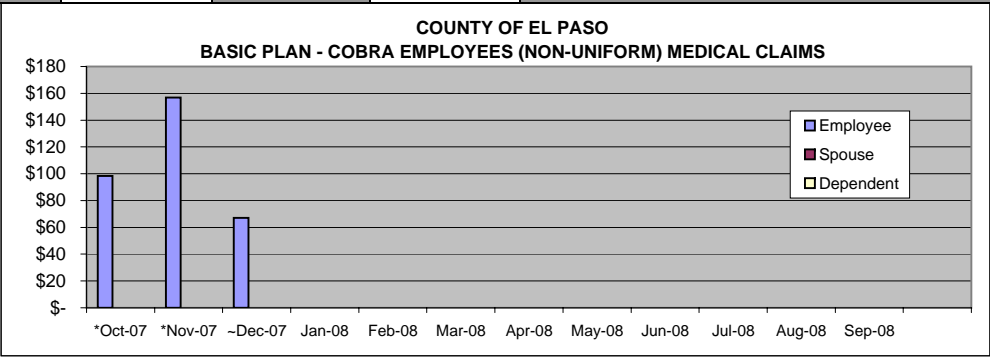
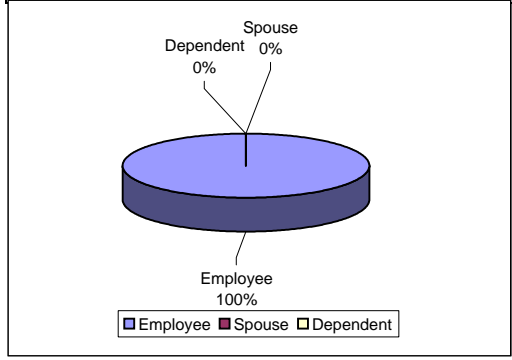
\*\*Reimbursed Amount

**COUNTY OF EL PASO  
COBRA EMPLOYEES (NON-UNIFORM) - BASIC PLAN  
MEDICAL CLAIMS 10/01/07 - 09/30/08  
WITH PRESCRIPTIONS**

\*Prescription figure updated received pending information from PBM-Aetna.

~Prescription figure not reflected due to pending information from PBM-Aetna, once information is received the data will be updated accordingly.

Paid Month	Employee		Spouse		Dependent		TOTAL	
	Member Count	Claims Paid	Member Count	Claims Paid	Member Count	Claims Paid	Members	Claims Paid
*Oct-07	0	\$ 98.33	0	\$ -	0	\$ -	0	\$ 98.33
*Nov-07	0	\$ 156.86	0	\$ -	0	\$ -	0	\$ 156.86
~Dec-07	0	\$ 67.11	0	\$ -	0	\$ -	0	\$ 67.11
Jan-08								
Feb-08								
Mar-08								
Apr-08								
May-08								
Jun-08								
Jul-08								
Aug-08								
Sep-08								
<b>Gross Claims</b>		<b>\$ 322.30</b>		<b>\$ -</b>		<b>\$ -</b>		<b>\$ 322.30</b>
<b>**Stop Loss</b>		<b>\$ -</b>		<b>\$ -</b>		<b>\$ -</b>		<b>\$ -</b>
<b>Net Claims</b>		<b>\$ 322.30</b>		<b>\$ -</b>		<b>\$ -</b>		<b>\$ 322.30</b>
<b>Average Member Count</b>	<b>0</b>		<b>0</b>		<b>0</b>			
<b>Avg. Member Cost/Month</b>	<b>\$ -</b>		<b>\$ -</b>		<b>\$ -</b>			



\*\*Reimbursed Amount

**COUNTY OF EL PASO  
COBRA EMPLOYEES (NON-UNIFORM) - BUYUP PLAN  
MEDICAL CLAIMS 10/01/07 - 09/30/08  
WITH PRESCRIPTIONS**

\*Prescription figure updated received pending information from PBM-Aetna.

~Prescription figure not reflected due to pending information from PBM-Aetna, once information is received the data will be updated accordingly.

Paid Month	Employee		Spouse		Dependent		TOTAL	
	Member Count	Claims Paid	Member Count	Claims Paid	Member Count	Claims Paid	Members	Claims Paid
*Oct-07	7	\$ 2,202.73	1	\$ -	2	\$ 63.61	10	\$ 2,266.34
*Nov-07	7	\$ 2,615.54	1	\$ -	2	\$ -	10	\$ 2,615.54
~Dec-07	8	\$ 2,493.79	1	\$ -	2	\$ -	11	\$ 2,493.79
Jan-08								
Feb-08								
Mar-08								
Apr-08								
May-08								
Jun-08								
Jul-08								
Aug-08								
Sep-08								

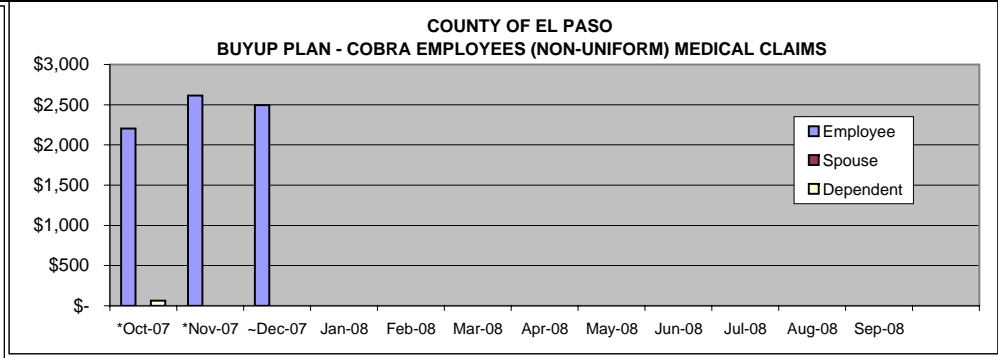
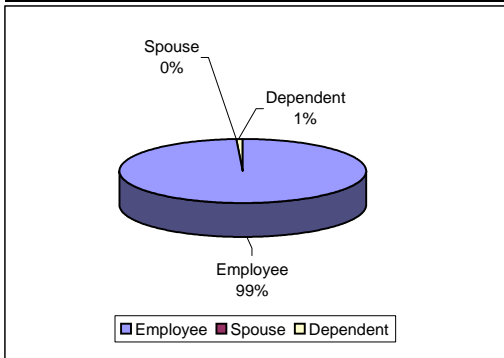
Gross Claims		\$ 7,312.06		\$ -		\$ 63.61		\$ 7,375.67
--------------	--	-------------	--	------	--	----------	--	-------------

**Stop Loss		\$ -		\$ -		\$ -		\$ -
-------------	--	------	--	------	--	------	--	------

Net Claims		\$ 7,312.06		\$ -		\$ 63.61		\$ 7,375.67
------------	--	-------------	--	------	--	----------	--	-------------

Average Member Count		7		1		2		
----------------------	--	---	--	---	--	---	--	--

Avg. Member Cost/Month		\$ 332.37		\$ -		\$ 10.60		
------------------------	--	-----------	--	------	--	----------	--	--



\*\*Reimbursed Amount

**COUNTY OF EL PASO  
SHERIFF EMPLOYEES - BASIC PLAN  
MEDICAL CLAIMS 10/01/07 - 09/30/08  
WITH PRESCRIPTIONS**

\*Prescription figure updated received pending information from PBM-Aetna.

-Prescription figure not reflected due to pending information from PBM-Aetna; once information received data will be updated accordingly.

Paid Month	Employee		Spouse		Dependent		TOTAL	
	Member Count	Claims Paid	Member Count	Claims Paid	Member Count	Claims Paid	Members	Claims Paid
*Oct-07	236	\$ 8,380.78	22	\$ 555.10	99	\$ 1,739.92	357	\$ 10,675.80
*Nov-07	231	\$ 11,640.89	21	\$ 74,169.84	101	\$ 3,049.57	353	\$ 88,860.30
~Dec-07	216	\$ 15,169.51	18	\$ 2,401.16	101	\$ 1,739.06	335	\$ 19,309.73
Jan-08								
Feb-08								
Mar-08								
Apr-08								
May-08								
Jun-08								
Jul-08								
Aug-08								
Sep-08								

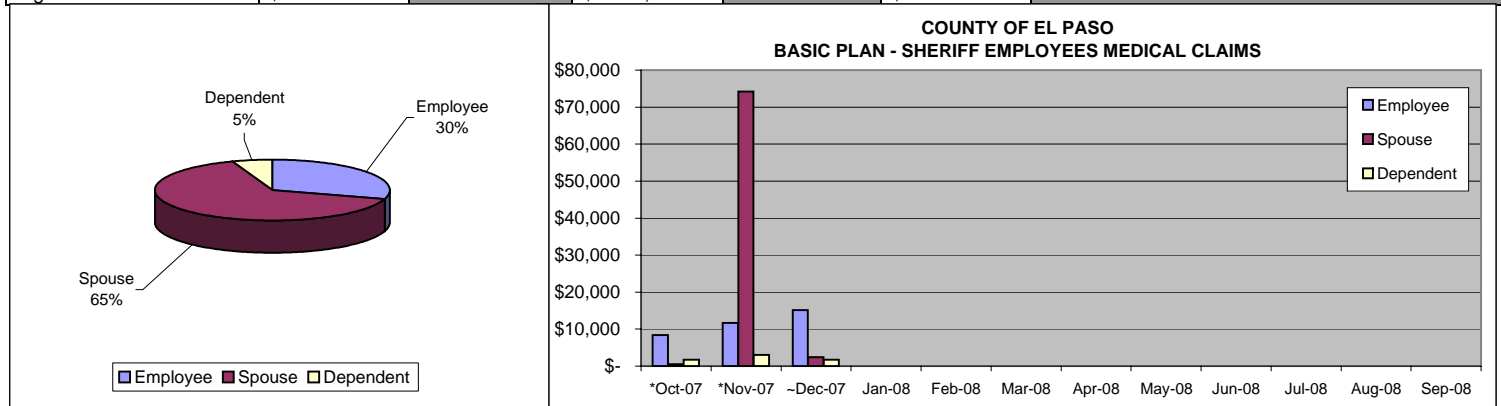
Gross Claims		\$ 35,191.18		\$ 77,126.10		\$ 6,528.55		\$ 118,845.83
--------------	--	--------------	--	--------------	--	-------------	--	---------------

**Stop Loss		\$ -		\$ -		\$ -		\$ -
-------------	--	------	--	------	--	------	--	------

Net Claims		\$ 35,191.18		\$ 77,126.10		\$ 6,528.55		\$ 118,845.83
------------	--	--------------	--	--------------	--	-------------	--	---------------

Average Member Count		228		20		100		
----------------------	--	-----	--	----	--	-----	--	--

Avg. Member Cost/Month	\$	51.52	\$	1,264.36	\$	21.69		
------------------------	----	-------	----	----------	----	-------	--	--



\*\*Reimbursed Amount

**COUNTY OF EL PASO  
SHERIFF EMPLOYEES - BUYUP PLAN  
MEDICAL CLAIMS 10/01/07 - 09/30/08  
WITH PRESCRIPTIONS**

\*Prescription figure updated received pending information from PBM-Aetna.

~Prescription figure not reflected due to pending information from PBM-Aetna; once information received data will be updated accordingly.

Paid Month	Employee		Spouse		Dependent		TOTAL	
	Member Count	Claims Paid	Member Count	Claims Paid	Member Count	Claims Paid	Members	Claims Paid
*Oct-07	514	\$ 137,866.69	107	\$ 22,298.65	464	\$ 32,279.55	1,085	\$ 192,444.89
*Nov-07	515	\$ 57,463.66	105	\$ 16,070.55	458	\$ 16,493.35	1,078	\$ 90,027.56
~Dec-07	531	\$ 209,673.91	108	\$ 18,236.78	464	\$ 12,747.88	1,103	\$ 240,658.57
Jan-08								
Feb-08								
Mar-08								
Apr-08								
May-08								
Jun-08								
Jul-08								
Aug-08								
Sep-08								

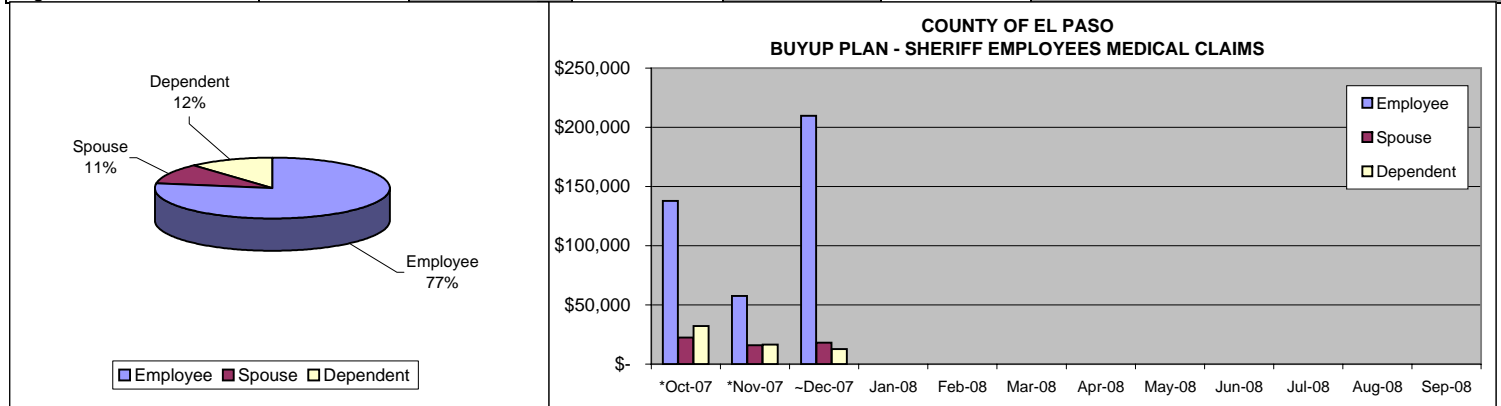
Gross Claims		\$ 405,004.26		\$ 56,605.98		\$ 61,520.78		\$ 523,131.02
--------------	--	---------------	--	--------------	--	--------------	--	---------------

**Stop Loss		\$ 311,536.20		\$ -		\$ -		\$ 311,536.20
-------------	--	---------------	--	------	--	------	--	---------------

Net Claims		\$ 93,468.06		\$ 56,605.98		\$ 61,520.78		\$ 211,594.82
------------	--	--------------	--	--------------	--	--------------	--	---------------

Average Member Count		520		107		462		
----------------------	--	-----	--	-----	--	-----	--	--

Avg. Member Cost/Month	\$	59.92	\$	176.89	\$	44.39		
------------------------	----	-------	----	--------	----	-------	--	--



\*\*Reimbursed Amount

**COUNTY OF EL PASO  
COBRA SHERIFF - BASIC PLAN  
MEDICAL CLAIMS 10/01/07 - 09/30/08  
WITH PRESCRIPTIONS**

\*Prescription figure updated received pending information from PBM-Aetna.

-Prescription figure not reflected due to pending information from PBM-Aetna, once information is received the data will be updated accordingly.

Paid Month	Employee		Spouse		Dependent		TOTAL	
	Member Count	Claims Paid	Member Count	Claims Paid	Member Count	Claims Paid	Members	Claims Paid
*Oct-07	0	\$ -	0	\$ -	0	\$ -	0	\$ -
*Nov-07	0	\$ -	0	\$ -	0	\$ -	0	\$ -
-Dec-07	0	\$ -	0	\$ -	0	\$ -	0	\$ -
Jan-08								
Feb-08								
Mar-08								
Apr-08								
May-08								
Jun-08								
Jul-08								
Aug-08								
Sep-08								

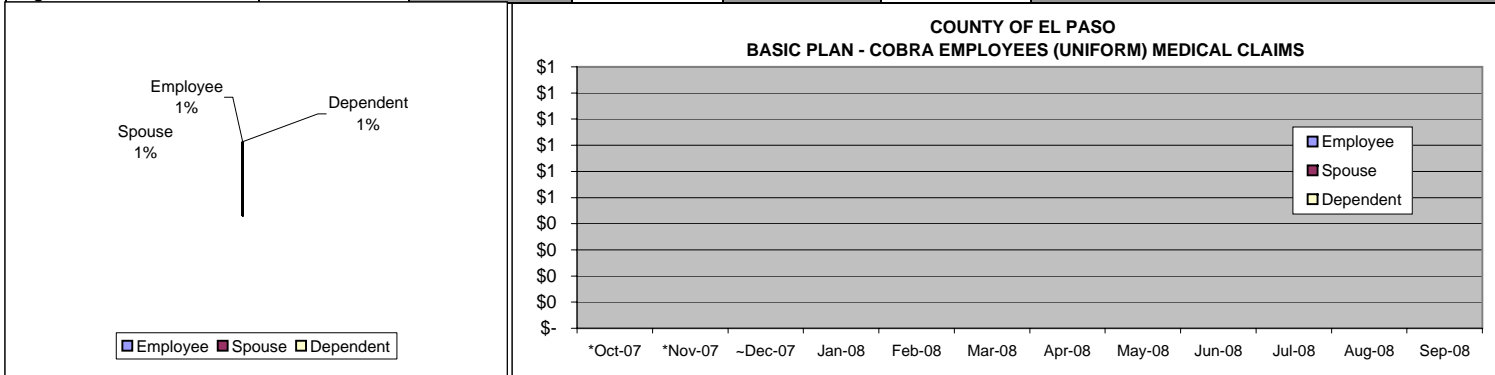
Gross Claims		\$ -		\$ -		\$ -		\$ -
--------------	--	------	--	------	--	------	--	------

**Stop Loss		\$ -		\$ -		\$ -		\$ -
-------------	--	------	--	------	--	------	--	------

Net Claims		\$ -		\$ -		\$ -		\$ -
------------	--	------	--	------	--	------	--	------

Average Member Count	0		0		0			
----------------------	---	--	---	--	---	--	--	--

Avg. Member Cost/Month	\$ -		\$ -		\$ -			
------------------------	------	--	------	--	------	--	--	--



\*\*Reimbursed Amount



**COUNTY OF EL PASO  
COBRA SHERIFF - BUYUP PLAN  
MEDICAL CLAIMS 10/01/07 - 09/30/08  
WITH PRESCRIPTIONS**

\*Prescription figure updated received pending information from PBM-Aetna.

~Prescription figure not reflected due to pending information from PBM-Aetna, once information is received the data will be updated accordingly.

Paid Month	Employee		Spouse		Dependent		TOTAL	
	Member Count	Claims Paid	Member Count	Claims Paid	Member Count	Claims Paid	Members	Claims Paid
*Oct-07	0	\$ -	0	\$ -	0	\$ -	0	\$ -
*Nov-07	0	\$ -	0	\$ -	0	\$ -	0	\$ -
~Dec-07	0	\$ -	0	\$ -	0	\$ -	0	\$ -
Jan-08								
Feb-08								
Mar-08								
Apr-08								
May-08								
Jun-08								
Jul-08								
Aug-08								
Sep-08								


Gross Claims		\$ -		\$ -		\$ -		\$ -
--------------	--	------	--	------	--	------	--	------

**Stop Loss		\$ -		\$ -		\$ -		\$ -
-------------	--	------	--	------	--	------	--	------

Net Claims		\$ -		\$ -		\$ -		\$ -
------------	--	------	--	------	--	------	--	------

Average Member Count	0		0		0			
----------------------	---	--	---	--	---	--	--	--

Avg. Member Cost/Month	\$ -		\$ -		\$ -			
------------------------	------	--	------	--	------	--	--	--



\*\*Reimbursed Amount

**COUNTY OF EL PASO  
 RETIRED REGULAR - BASIC PLAN  
 MEDICAL CLAIMS 10/01/07 - 09/30/08  
 WITH PRESCRIPTIONS**

\*Prescription figure updated received pending information from PBM-Aetna.

~Prescription figure not reflected due to pending information from PBM-Aetna, once information is received the data will be updated accordingly.

Paid Month	Employee		Spouse		Dependent		TOTAL	
	Member Count	Claims Paid	Member Count	Claims Paid	Member Count	Claims Paid	Members	Claims Paid
*Oct-07	7	\$ 276.31	1	\$ 32.24	1	\$ -	9	\$ 308.55
*Nov-07	7	\$ 926.64	1	\$ -	1	\$ -	9	\$ 926.64
~Dec-07	6	\$ 38.52	1	\$ -	1	\$ -	8	\$ 38.52
Jan-08								
Feb-08								
Mar-08								
Apr-08								
May-08								
Jun-08								
Jul-08								
Aug-08								
Sep-08								

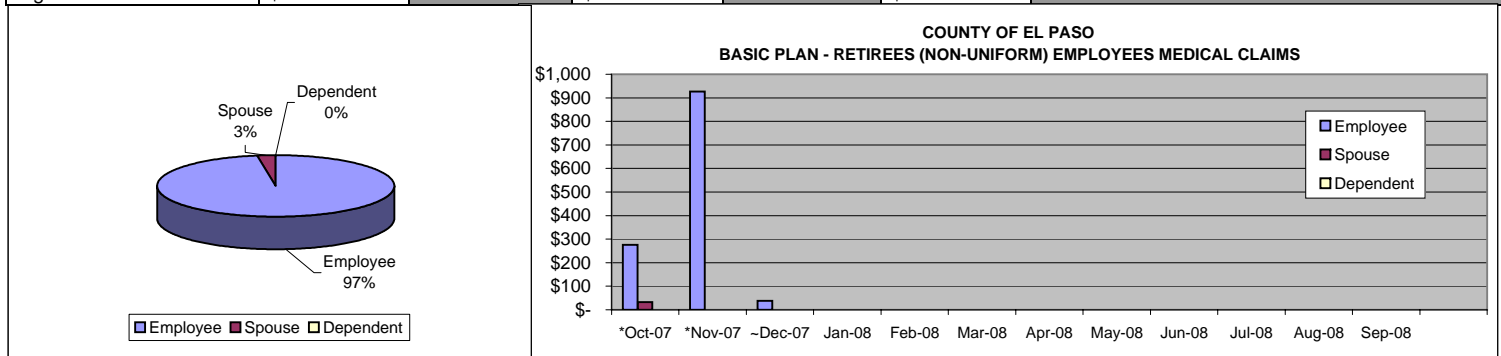
Gross Claims	\$ 1,241.47	\$ 32.24	\$ -	\$ 1,273.71
--------------	-------------	----------	------	-------------

**Stop Loss	\$ -	\$ -	\$ -	\$ -
-------------	------	------	------	------

Net Claims	\$ 1,241.47	\$ 32.24	\$ -	\$ 1,273.71
------------	-------------	----------	------	-------------

Average Member Count	7	1	1	
----------------------	---	---	---	--

Avg. Member Cost/Month	\$ 62.07	\$ 10.75	\$ -	
------------------------	----------	----------	------	--



\*\*Reimbursed Amount

**COUNTY OF EL PASO  
 RETIRED REGULAR - BUYUP PLAN  
 MEDICAL CLAIMS 10/01/07 - 09/30/08  
 WITH PRESCRIPTIONS**

\*Prescription figure updated received pending information from PBM-Aetna.

~Prescription figure not reflected due to pending information from PBM-Aetna, once information is received the data will be updated accordingly.

Paid Month	Employee		Spouse		Dependent		TOTAL	
	Member Count	Claims Paid	Member Count	Claims Paid	Member Count	Claims Paid	Members	Claims Paid
*Oct-07	65	\$ 21,712.41	20	\$ 3,769.78	0	\$ -	85	\$ 25,482.19
*Nov-07	65	\$ 20,150.49	20	\$ 4,676.84	0	\$ -	85	\$ 24,827.33
~Dec-07	66	\$ 1,898.43	20	\$ 937.67	0	\$ -	86	\$ 2,836.10
Jan-08								
Feb-08								
Mar-08								
Apr-08								
May-08								
Jun-08								
Jul-08								
Aug-08								
Sep-08								

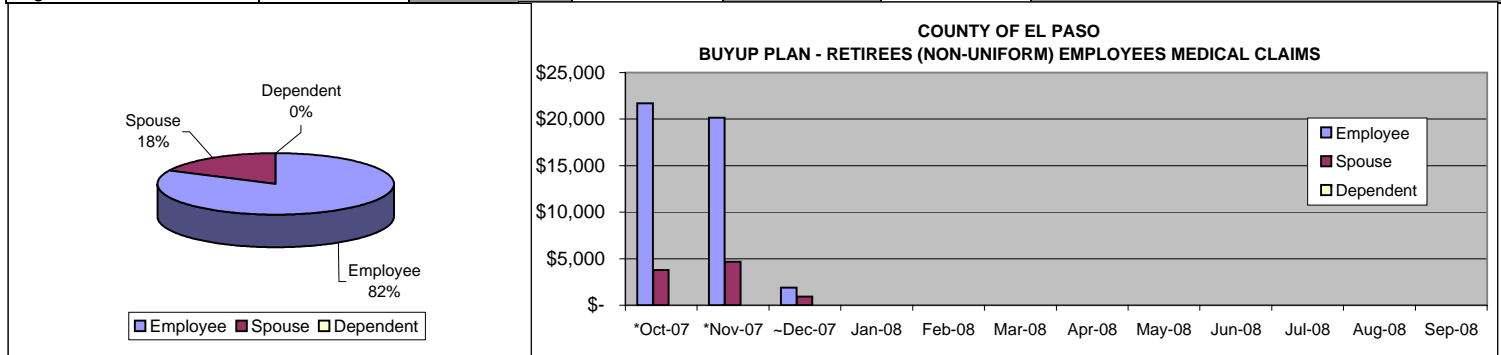
Gross Claims	\$ 43,761.33	\$ 9,384.29	\$ -	\$ 53,145.62
--------------	--------------	-------------	------	--------------

**Stop Loss	\$ -	\$ -	\$ -	\$ -
-------------	------	------	------	------

Net Claims	\$ 43,761.33	\$ 9,384.29	\$ -	\$ 53,145.62
------------	--------------	-------------	------	--------------

Average Member Count	65	20	0	
----------------------	----	----	---	--

Avg. Member Cost/Month	\$ 223.27	\$ 156.40	\$ -	
------------------------	-----------	-----------	------	--



\*\*Reimbursed Amount

**COUNTY OF EL PASO  
 RETIRED SHERIFF - BASIC PLAN  
 MEDICAL CLAIMS 10/01/07 - 09/30/08  
 WITH PRESCRIPTIONS**

\*Prescription figure updated received pending information from PBM-Aetna.

~Prescription figure not reflected due to pending information from PBM-Aetna, once information is received the data will be updated accordingly.

Paid Month	Employee		Spouse		Dependent		TOTAL	
	Member Count	Claims Paid	Member Count	Claims Paid	Member Count	Claims Paid	Members	Claims Paid
*Oct-07	5	\$ 2,121.70	1	\$ 1,525.16	0	\$ -	6	\$ 3,646.86
*Nov-07	5	\$ 1,826.54	1	\$ 1,591.15	0	\$ -	6	\$ 3,417.69
~Dec-07	4	\$ 912.08	0	\$ -	0	\$ -	4	\$ 912.08
Jan-08								
Feb-08								
Mar-08								
Apr-08								
May-08								
Jun-08								
Jul-08								
Aug-08								
Sep-08								

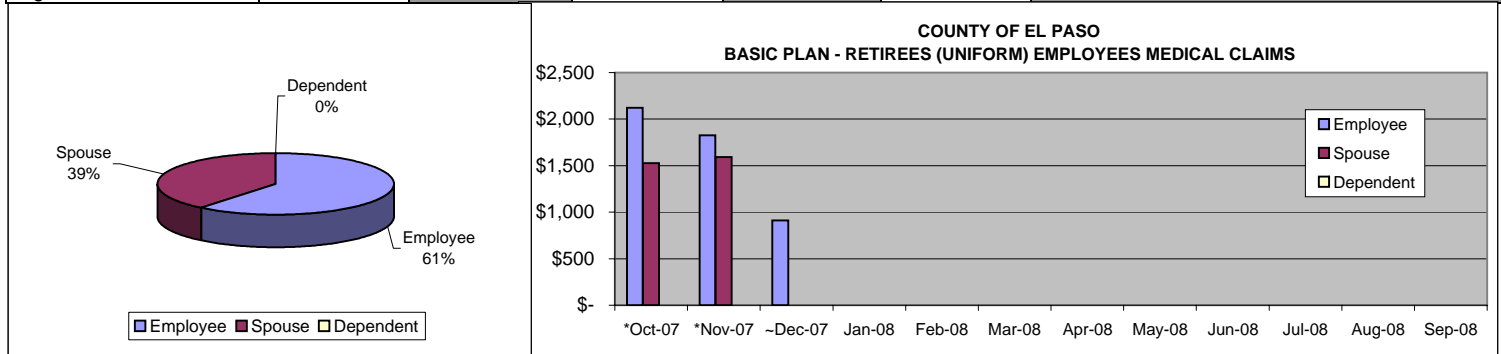
Gross Claims	\$ 4,860.32	\$ 3,116.31	\$ -	\$ 7,976.63
--------------	-------------	-------------	------	-------------

**Stop Loss	\$ -	\$ -	\$ -	\$ -
-------------	------	------	------	------

Net Claims	\$ 4,860.32	\$ 3,116.31	\$ -	\$ 7,976.63
------------	-------------	-------------	------	-------------

Average Member Count	5	1	0
----------------------	---	---	---

Avg. Member Cost/Month	\$ 347.17	\$ 1,558.16	\$ -
------------------------	-----------	-------------	------



\*\*Reimbursed Amount

**COUNTY OF EL PASO  
 RETIRED SHERIFF - BUYUP PLAN  
 MEDICAL CLAIMS 10/01/07 - 09/30/08  
 WITH PRESCRIPTIONS**

\*Prescription figure updated received pending information from PBM-Aetna.

~Prescription figure not reflected due to pending information from PBM-Aetna, once information is received the data will be updated accordingly.

Paid Month	Employee		Spouse		Dependent		TOTAL	
	Member Count	Claims Paid	Member Count	Claims Paid	Member Count	Claims Paid	Members	Claims Paid
*Oct-07	18	\$ 5,376.51	5	\$ 3,369.58	1	\$ -	24	\$ 8,746.09
*Nov-07	18	\$ 4,233.65	5	\$ 1,246.85	1	\$ -	24	\$ 5,480.50
~Dec-07	19	\$ (1,112.14)	6	\$ 298.95	1	\$ -	26	\$ (813.19)
Jan-08								
Feb-08								
Mar-08								
Apr-08								
May-08								
Jun-08								
Jul-08								
Aug-08								
Sep-08								

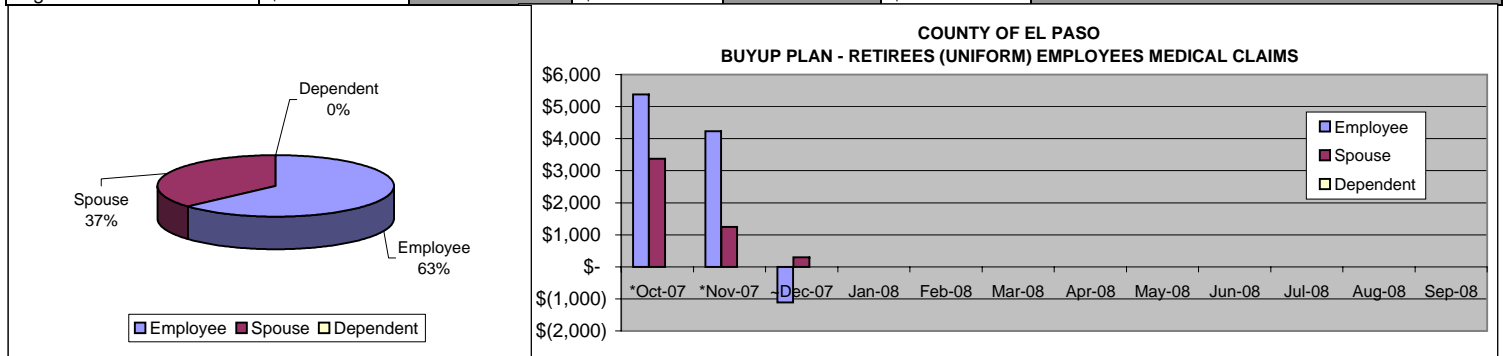
Gross Claims	\$ 8,498.02	\$ 4,915.38	\$ -	\$ 13,413.40
--------------	-------------	-------------	------	--------------

**Stop Loss	\$ -	\$ -	\$ -	\$ -
-------------	------	------	------	------

Net Claims	\$ 8,498.02	\$ 4,915.38	\$ -	\$ 13,413.40
------------	-------------	-------------	------	--------------

Average Member Count	18	5	1
----------------------	----	---	---

Avg. Member Cost/Month	\$ 154.51	\$ 307.21	\$ -
------------------------	-----------	-----------	------



\*\*Reimbursed Amount

**COUNTY OF EL PASO  
TOTALS  
MEDICAL CLAIMS 10/01/07 - 09/30/08  
WITH PRESCRIPTIONS**

\*Prescription figure updated received pending information from PBM-Aetna.

~Prescription figure not reflected due to pending information from PBM-Aetna, once information is received the data will be updated accordingly.

Paid Month	Employee		Spouse		Dependent		TOTAL	
	Member Count	Claims Paid	Member Count	Claims Paid	Member Count	Claims Paid	Members	Claims Paid
*Oct-07	2230	\$ 519,806.39	335	\$ 77,970.63	1144	\$ 71,885.17	3,709	\$ 669,662.19
*Nov-07	2231	\$ 469,582.12	331	\$ 132,924.82	1138	\$ 77,350.97	3,700	\$ 679,857.91
~Dec-07	2234	\$ 514,733.01	331	\$ 52,374.69	1144	\$ 55,342.85	3,709	\$ 622,450.55
Jan-08	0	\$ -	0	\$ -	0	\$ -	0	\$ -
Feb-08	0	\$ -	0	\$ -	0	\$ -	0	\$ -
Mar-08	0	\$ -	0	\$ -	0	\$ -	0	\$ -
Apr-08	0	\$ -	0	\$ -	0	\$ -	0	\$ -
May-08	0	\$ -	0	\$ -	0	\$ -	0	\$ -
Jun-08	0	\$ -	0	\$ -	0	\$ -	0	\$ -
Jul-08	0	\$ -	0	\$ -	0	\$ -	0	\$ -
Aug-08	0	\$ -	0	\$ -	0	\$ -	0	\$ -
Sep-08	0	\$ -	0	\$ -	0	\$ -	0	\$ -

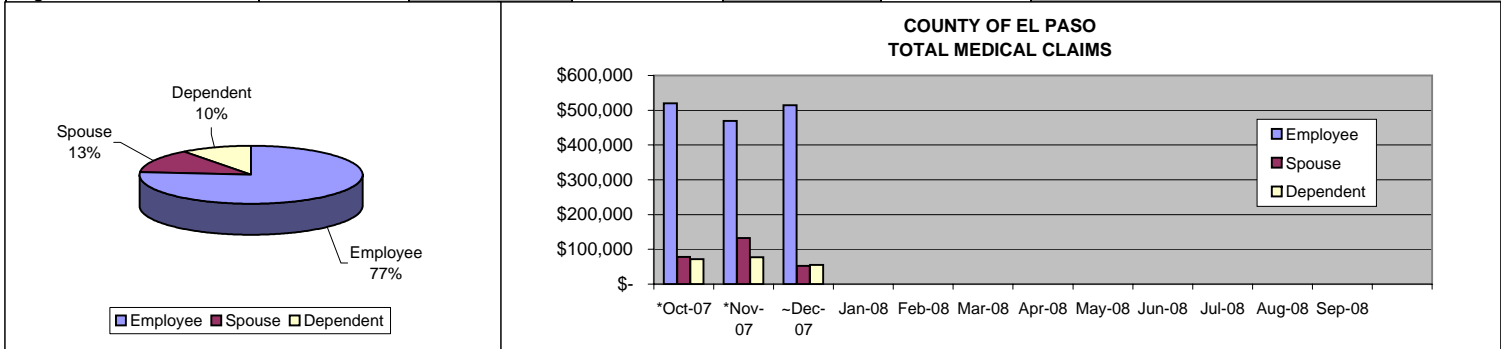
Gross Claims		\$ 1,504,121.52		\$ 263,270.14		\$ 204,578.99		\$ 1,971,970.65
--------------	--	-----------------	--	---------------	--	---------------	--	-----------------

**Stop Loss		\$ 390,518.57		\$ 59,984.11		\$ 14,730.16		\$ 465,232.84
-------------	--	---------------	--	--------------	--	--------------	--	---------------

Net Claims		\$ 1,113,602.95		\$ 203,286.03		\$ 189,848.83		\$ 1,506,737.81
------------	--	-----------------	--	---------------	--	---------------	--	-----------------

Average Member Count		558		83		286		
----------------------	--	-----	--	----	--	-----	--	--

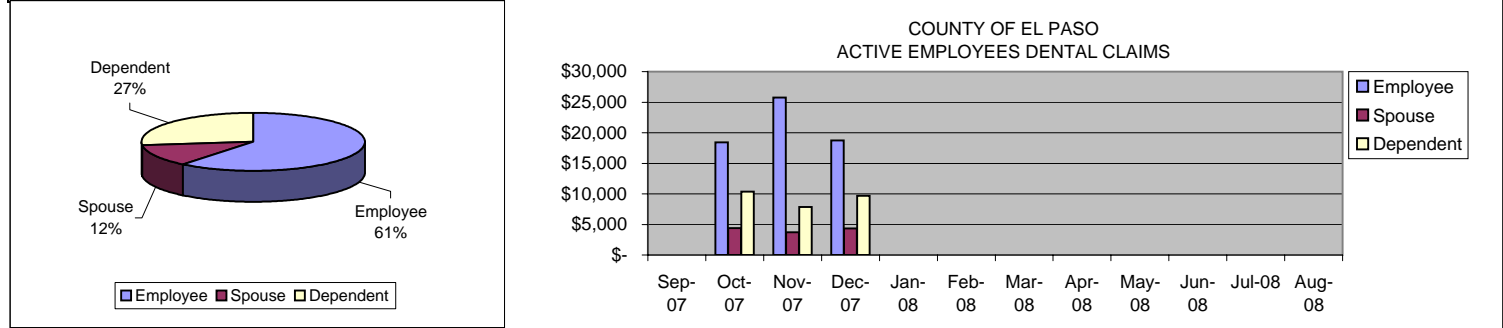
Avg. Member Cost/Month	\$	166.33	\$	203.90	\$	55.41		
------------------------	----	--------	----	--------	----	-------	--	--



\*\*Reimbursed Amount

**COUNTY OF EL PASO  
ACTIVE EMPLOYEES  
DENTAL CLAIMS 10/01/07 - 09/30/08**

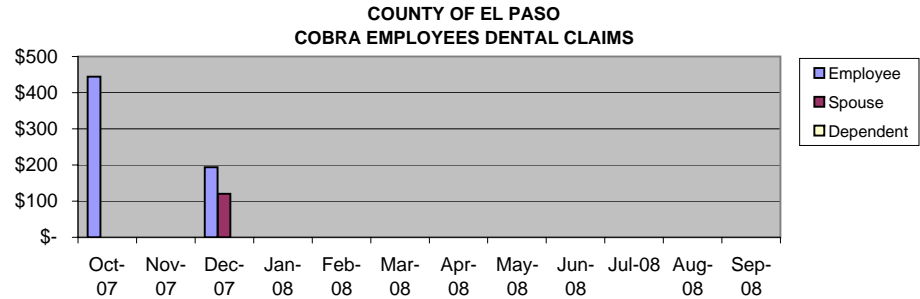
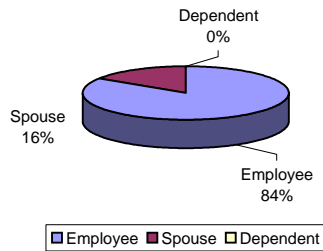
Paid Month	Employee		Spouse		Dependent		TOTAL	
	Member Count	Claims Paid	Member Count	Claims Paid	Member Count	Claims Paid	Members	Claims Paid
Oct-07	1330	\$ 18,433.19	270	\$ 4,387.89	560	\$ 10,385.36	2,160	\$ 33,206.44
Nov-07	1338	\$ 25,746.22	266	\$ 3,702.69	565	\$ 7,829.38	2,169	\$ 37,278.29
Dec-07	1290	\$ 18,763.39	258	\$ 4,349.09	552	\$ 9,708.75	2,100	\$ 32,821.23
Jan-08								
Feb-08								
Mar-08								
Apr-08								
May-08								
Jun-08								
Jul-08								
Aug-08								
Sep-07								
<b>Gross Claims</b>		<b>\$ 62,942.80</b>		<b>\$ 12,439.67</b>		<b>\$ 27,923.49</b>		<b>\$ 103,305.96</b>
<b>Net Claims</b>		<b>\$ 62,942.80</b>		<b>\$ 12,439.67</b>		<b>\$ 27,923.49</b>		<b>\$ 103,305.96</b>
<b>Average Member Count</b>	<b>1319</b>		<b>265</b>		<b>559</b>			
<b>Avg. Member Cost/Month</b>	<b>\$ 15.90</b>		<b>\$ 15.67</b>		<b>\$ 16.65</b>			



\*\*Reimbursed Amount

**COUNTY OF EL PASO  
COBRA EMPLOYEES  
DENTAL CLAIMS 10/01/07 - 09/30/08**

Paid Month	Employee		Spouse		Dependent		TOTAL	
	Member Count	Claims Paid	Member Count	Claims Paid	Member Count	Claims Paid	Members	Claims Paid
Oct-07	8	\$ 444.00	2	\$ -	1	\$ -	11	\$ 444.00
Nov-07	8	\$ -	2	\$ -	1	\$ -	11	\$ -
Dec-07	9	\$ 193.64	2	\$ 120.00	1	\$ -	12	\$ 313.64
Jan-08								
Feb-08								
Mar-08								
Apr-08								
May-08								
Jun-08								
Jul-08								
Aug-08								
Sep-08								
<b>Gross Claims</b>		<b>\$ 637.64</b>		<b>\$ 120.00</b>		<b>\$ -</b>		<b>\$ 757.64</b>
<b>Net Claims</b>		<b>\$ 637.64</b>		<b>\$ 120.00</b>		<b>\$ -</b>		<b>\$ 757.64</b>
<b>Average Member Count</b>	<b>8</b>		<b>2</b>		<b>1</b>			
<b>Avg. Member Cost/Month</b>	<b>\$ 25.51</b>		<b>\$ 20.00</b>		<b>\$ -</b>			



\*Reimbursed Amount



**COUNTY OF EL PASO  
RETIREES EMPLOYEES  
DENTAL CLAIMS 10/01/07 - 09/30/08**

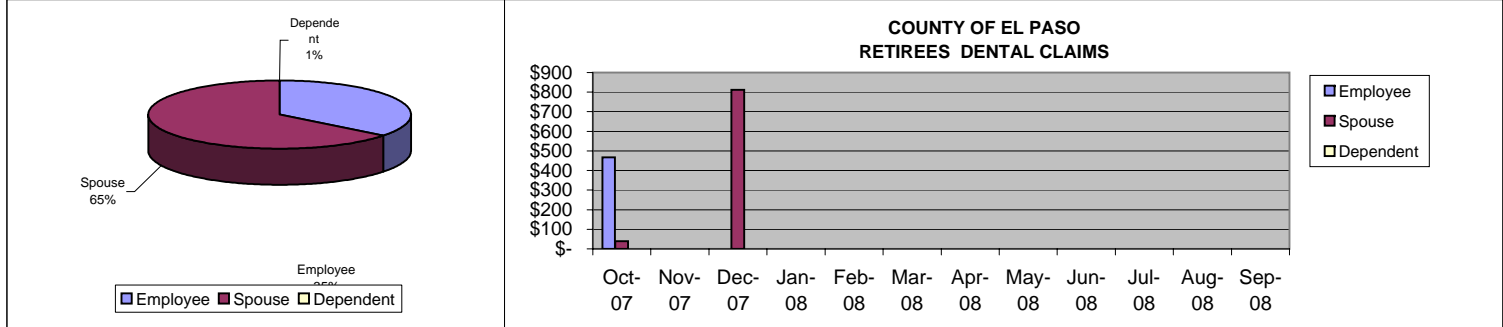
Paid Month	Employee		Spouse		Dependent		TOTAL	
	Member Count	Claims Paid	Member Count	Claims Paid	Member Count	Claims Paid	Members	Claims Paid
Oct-07	5	\$ 467.50	1	\$ 39.00	0	\$ -	6	\$ 506.50
Nov-07	5	\$ -	1	\$ -	0	\$ -	6	\$ -
Dec-07	4	\$ -	1	\$ 811.00	0	\$ -	5	\$ 811.00
Jan-08								
Feb-08								
Mar-08								
Apr-08								
May-08								
Jun-08								
Jul-08								
Aug-08								
Sep-08								

Gross Claims		\$ 467.50		\$ 850.00		\$ -		\$ 1,317.50
--------------	--	-----------	--	-----------	--	------	--	-------------

Net Claims		\$ 467.50		\$ 850.00		\$ -		\$ 1,317.50
------------	--	-----------	--	-----------	--	------	--	-------------

Average Member Count	5		1		0			
----------------------	---	--	---	--	---	--	--	--

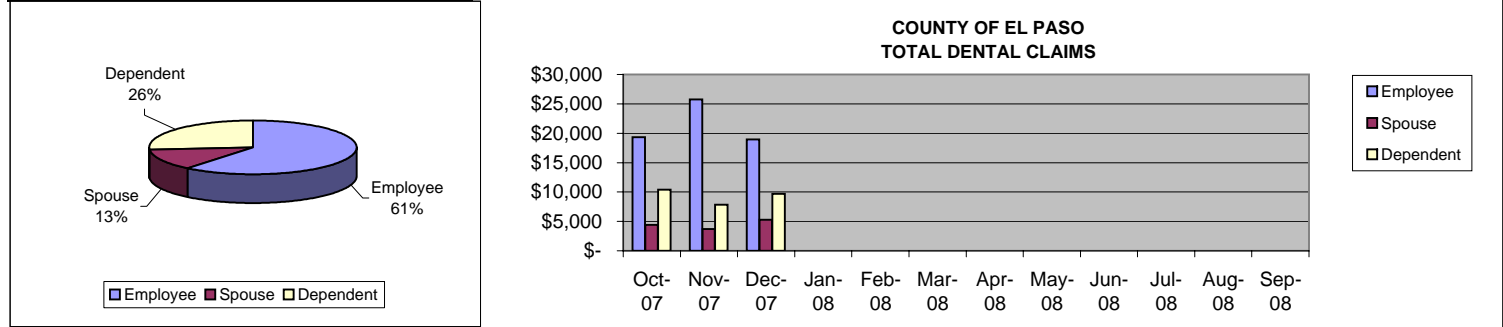
Avg. Member Cost/Month	\$ 33.39		\$ 283.33		\$ -			
------------------------	----------	--	-----------	--	------	--	--	--



\*\*Reimbursed Amount

**COUNTY OF EL PASO  
TOTAL DENTAL CLAIMS  
DENTAL CLAIMS 10/01/07 - 09/30/08**

Paid Month	Employee		Spouse		Dependent		TOTAL	
	Member Count	Claims Paid	Member Count	Claims Paid	Member Count	Claims Paid	Members	Claims Paid
Oct-07	1343	\$ 19,344.69	273	\$ 4,426.89	561	\$ 10,385.36	2177	\$ 34,156.94
Nov-07	1351	\$ 25,746.22	269	\$ 3,702.69	566	\$ 7,829.38	2186	\$ 37,278.29
Dec-07	1303	\$ 18,957.03	261	\$ 5,280.09	553	\$ 9,708.75	2117	\$ 33,945.87
Jan-08								
Feb-08								
Mar-08								
Apr-08								
May-08								
Jun-08								
Jul-08								
Aug-08								
Sep-08								
<b>Gross Claims</b>		<b>\$ 64,047.94</b>		<b>\$ 13,409.67</b>		<b>\$ 27,923.49</b>		<b>\$ 105,381.10</b>
<b>Net Claims</b>		<b>\$ 64,047.94</b>		<b>\$ 13,409.67</b>		<b>\$ 27,923.49</b>		<b>\$ 105,381.10</b>
<b>Average Member Count</b>	<b>1332</b>		<b>268</b>		<b>560</b>			
<b>Avg. Member Cost/Month</b>	<b>\$ 16.02</b>		<b>\$ 16.70</b>		<b>\$ 16.62</b>			



\*\*Reimbursed Amount

**COUNTY OF EL PASO  
PLAN YEAR 10/01/07 - 09/30/08**

<b>BASIC PLAN</b>							
	<b>MEDICAL ACT</b>	<b>MEDICAL SHF</b>	<b>MEDICAL COBRA</b>	<b>MEDICAL RETIREE</b>	<b>MEDICAL TOTAL</b>	<b>DENTAL TOTAL</b>	<b>*RX TOTAL</b>
<b>Oct-07</b>							
EMPLOYEE	31,876.91	6,268.26	0.00	1,859.58	40,004.75	5,152.54	13,069.71
SPOUSE	5,635.95	229.37	0.00	44.93	5,910.25	978.20	2,630.00
DEPENDENT	2,873.94	1,404.43	0.00	0.00	4,278.37	1,323.04	1,464.13
<b>TOTAL</b>	<b>40,386.80</b>	<b>7,902.06</b>	<b>0.00</b>	<b>1,904.51</b>	<b>50,193.37</b>	<b>7,453.78</b>	<b>17,163.84</b>
<b>PTD TOTAL</b>							
EMPLOYEE	31,876.91	6,268.26	0.00	1,859.58	40,004.75	5,152.54	13,069.71
SPOUSE	5,635.95	229.37	0.00	44.93	5,910.25	978.20	2,630.00
DEPENDENT	2,873.94	1,404.43	0.00	0.00	4,278.37	1,323.04	1,464.13
<b>TOTAL</b>	<b>40,386.80</b>	<b>7,902.06</b>	<b>0.00</b>	<b>1,904.51</b>	<b>50,193.37</b>	<b>7,453.78</b>	<b>17,163.84</b>

\*October 2007 Prescription figure updated received pending information from PBM-Aetna.

<b>Nov-07</b>							
EMPLOYEE	9,796.21	10,395.92	32.24	250.52	20,474.89	8,141.46	14,169.17
SPOUSE	1,102.83	73,859.86	0.00	78.68	75,041.37	318.98	2,193.12
DEPENDENT	1,115.59	2,526.97	0.00	0.00	3,642.56	1,373.66	725.29
<b>TOTAL</b>	<b>12,014.63</b>	<b>86,782.75</b>	<b>32.24</b>	<b>329.20</b>	<b>99,158.82</b>	<b>9,834.10</b>	<b>17,087.58</b>
<b>PTD TOTAL</b>							
EMPLOYEE	41,673.12	16,664.18	32.24	2,110.10	60,479.64	13,294.00	27,238.88
SPOUSE	6,738.78	74,089.23	0.00	123.61	80,951.62	1,297.18	4,823.12
DEPENDENT	3,989.53	3,931.40	0.00	0.00	7,920.93	2,696.70	2,189.42
<b>TOTAL</b>	<b>52,401.43</b>	<b>94,684.81</b>	<b>32.24</b>	<b>2,233.71</b>	<b>149,352.19</b>	<b>17,287.88</b>	<b>34,251.42</b>

\*November 2007 Prescription figure updated received pending information from PBM-Aetna.

<b>Dec-07</b>							
EMPLOYEE	81,857.47	15,169.51	67.11	950.60	98,044.69	4,880.77	0.00
SPOUSE	2,267.72	2,401.16	0.00	0.00	4,668.88	476.11	0.00
DEPENDENT	3,747.63	1,739.06	0.00	0.00	5,486.69	1,811.19	0.00
<b>TOTAL</b>	<b>87,872.82</b>	<b>19,309.73</b>	<b>67.11</b>	<b>950.60</b>	<b>108,200.26</b>	<b>7,168.07</b>	<b>0.00</b>
<b>PTD TOTAL</b>							
EMPLOYEE	123,530.59	31,833.69	99.35	3,060.70	158,524.33	18,174.77	27,238.88
SPOUSE	9,006.50	76,490.39	0.00	123.61	85,620.50	1,773.29	4,823.12
DEPENDENT	7,737.16	5,670.46	0.00	0.00	13,407.62	4,507.89	2,189.42
<b>TOTAL</b>	<b>140,274.25</b>	<b>113,994.54</b>	<b>99.35</b>	<b>3,184.31</b>	<b>257,552.45</b>	<b>24,455.95</b>	<b>34,251.42</b>

\*December 2007 Prescription figure not reflected due to pending information from PBM-Aetna, once information is received the data will be updated accordingly.

**COUNTY OF EL PASO  
PLAN YEAR 10/01/07 - 09/30/08**

<b>BUY UP PLAN</b>								
	<b>MEDICAL ACT</b>	<b>MEDICAL SHF</b>	<b>MEDICAL COBRA</b>	<b>MEDICAL RETIREE</b>	<b>MEDICAL TOTAL</b>	<b>DENTAL TOTAL</b>	<b>*RX TOTAL</b>	<b>GRAND TOTAL</b>
<b>Oct-07</b>								
EMPLOYEE	204,947.01	119,099.15	1,541.53	7,810.62	333,398.31	14,192.15	133,333.62	539,151.08
SPOUSE	27,836.06	16,473.03	0.00	2,976.26	47,285.35	3,448.69	22,145.03	82,397.52
DEPENDENT	23,204.77	22,927.41	63.61	0.00	46,195.79	9,062.32	19,946.88	82,270.53
<b>TOTAL</b>	<b>255,987.84</b>	<b>158,499.59</b>	<b>1,605.14</b>	<b>10,786.88</b>	<b>426,879.45</b>	<b>26,703.16</b>	<b>175,425.53</b>	<b>703,819.13</b>
<b>PTD TOTAL</b>								
EMPLOYEE	204,947.01	119,099.15	1,541.53	7,810.62	333,398.31	14,192.15	133,333.62	539,151.08
SPOUSE	27,836.06	16,473.03	0.00	2,976.26	47,285.35	3,448.69	22,145.03	82,397.52
DEPENDENT	23,204.77	22,927.41	63.61	0.00	46,195.79	9,062.32	19,946.88	82,270.53
<b>TOTAL</b>	<b>255,987.84</b>	<b>158,499.59</b>	<b>1,605.14</b>	<b>10,786.88</b>	<b>426,879.45</b>	<b>26,703.16</b>	<b>175,425.53</b>	<b>703,819.13</b>

\*October 2007 Prescription figure updated received pending information from PBM-Aetna.

<b>Nov-07</b>								
EMPLOYEE	276,568.63	39,977.33	2,186.43	5,114.85	323,847.24	17,604.76	111,090.82	495,328.34
SPOUSE	19,979.31	12,615.03	0.00	1,188.18	33,782.52	3,383.71	21,907.81	136,627.51
DEPENDENT	46,448.76	10,744.06	0.00	0.00	57,192.82	6,455.72	15,790.30	85,180.35
<b>TOTAL</b>	<b>342,996.70</b>	<b>63,336.42</b>	<b>2,186.43</b>	<b>6,303.03</b>	<b>414,822.58</b>	<b>27,444.19</b>	<b>148,788.93</b>	<b>717,136.20</b>
<b>PTD TOTAL</b>								
EMPLOYEE	481,515.64	159,076.48	3,727.96	12,925.47	657,245.55	31,796.91	244,424.44	1,034,479.42
SPOUSE	47,815.37	29,088.06	0.00	4,164.44	81,067.87	6,832.40	44,052.84	219,025.03
DEPENDENT	69,653.53	33,671.47	63.61	0.00	103,388.61	15,518.04	35,737.18	167,450.88
<b>TOTAL</b>	<b>598,984.54</b>	<b>221,836.01</b>	<b>3,791.57</b>	<b>17,089.91</b>	<b>841,702.03</b>	<b>54,147.35</b>	<b>324,214.46</b>	<b>1,420,955.33</b>

\*November 2007 Prescription figure updated received pending information from PBM-Aetna.

<b>Dec-07</b>								
EMPLOYEE	203,734.33	209,673.91	2,493.79	786.29	416,688.32	14,076.26	0.00	533,690.04
SPOUSE	28,232.41	18,236.78	0.00	1,236.62	47,705.81	4,803.98	0.00	57,654.78
DEPENDENT	37,108.28	12,747.88	0.00	0.00	49,856.16	7,897.56	0.00	65,051.60
<b>TOTAL</b>	<b>269,075.02</b>	<b>240,658.57</b>	<b>2,493.79</b>	<b>2,022.91</b>	<b>514,250.29</b>	<b>26,777.80</b>	<b>0.00</b>	<b>656,396.42</b>
<b>PTD TOTAL</b>								
EMPLOYEE	685,249.97	368,750.39	6,221.75	13,711.76	1,073,933.87	45,873.17	244,424.44	1,568,169.46
SPOUSE	76,047.78	47,324.84	0.00	5,401.06	128,773.68	11,636.38	44,052.84	276,679.81
DEPENDENT	106,761.81	46,419.35	63.61	0.00	153,244.77	23,415.60	35,737.18	232,502.48
<b>TOTAL</b>	<b>868,059.56</b>	<b>462,494.58</b>	<b>6,285.36</b>	<b>19,112.82</b>	<b>1,355,952.32</b>	<b>80,925.15</b>	<b>324,214.46</b>	<b>2,077,351.75</b>

\*December 2007 Prescription figure not reflected due to pending information from PBM-Aetna, once information is received the data will be updated accordingly.

**COUNTY OF EL PASO**  
**NETWORK UTILIZATION REPORT (BASIC PLAN)**  
**MEDICAL CLAIMS 10/01/2007- 09/30/2008**

		OCTOBER	NOVEMBER	DECEMBER	JANUARY	FEBRUARY	MARCH	APRIL	MAY	JUNE	JULY	AUGUST	SEPTEMBER	TOTAL
<b>IN/NET</b>	<b>Employee</b>	40,004.75	20,474.89	95,919.53										156,399.17
	<b>Spouse</b>	5,910.25	75,041.37	4,668.88										85,620.50
	<b>Dependent</b>	4,278.37	3,642.56	5,486.69										13,407.62
	<b>TOTAL</b>	50,193.37	99,158.82	106,075.10	0.00	0.00	0.00	0.00	0.00	0.00	0.00	0.00	0.00	255,427.29

		OCTOBER	NOVEMBER	DECEMBER	JANUARY	FEBRUARY	MARCH	APRIL	MAY	JUNE	JULY	AUGUST	SEPTEMBER	TOTAL
<b>OUT/NET</b>	<b>Employee</b>	0.00	0.00	135.31										135.31
	<b>Spouse</b>	0.00	0.00	0.00										0.00
	<b>Dependent</b>	0.00	0.00	0.00										0.00
	<b>TOTAL</b>	0.00	0.00	135.31	0.00	0.00	0.00	0.00	0.00	0.00	0.00	0.00	0.00	135.31

		OCTOBER	NOVEMBER	DECEMBER	JANUARY	FEBRUARY	MARCH	APRIL	MAY	JUNE	JULY	AUGUST	SEPTEMBER	TOTAL
<b>OUT/AREA</b>	<b>Employee</b>	0.00	0.00	1,989.85										1,989.85
	<b>Spouse</b>	0.00	0.00	0.00										0.00
	<b>Dependent</b>	0.00	0.00	0.00										0.00
	<b>TOTAL</b>	0.00	0.00	1,989.85	0.00	0.00	0.00	0.00	0.00	0.00	0.00	0.00	0.00	1,989.85

		OCTOBER	NOVEMBER	DECEMBER	JANUARY	FEBRUARY	MARCH	APRIL	MAY	JUNE	JULY	AUGUST	SEPTEMBER	TOTAL
<b>TOTALS</b>	<b>Employee</b>	40,004.75	20,474.89	98,044.69	0.00	0.00	0.00	0.00	0.00	0.00	0.00	0.00	0.00	158,524.33
	<b>Spouse</b>	5,910.25	75,041.37	4,668.88	0.00	0.00	0.00	0.00	0.00	0.00	0.00	0.00	0.00	85,620.50
	<b>Dependent</b>	4,278.37	3,642.56	5,486.69	0.00	0.00	0.00	0.00	0.00	0.00	0.00	0.00	0.00	13,407.62
	<b>TOTAL</b>	50,193.37	99,158.82	108,200.26	0.00	0.00	0.00	0.00	0.00	0.00	0.00	0.00	0.00	257,552.45

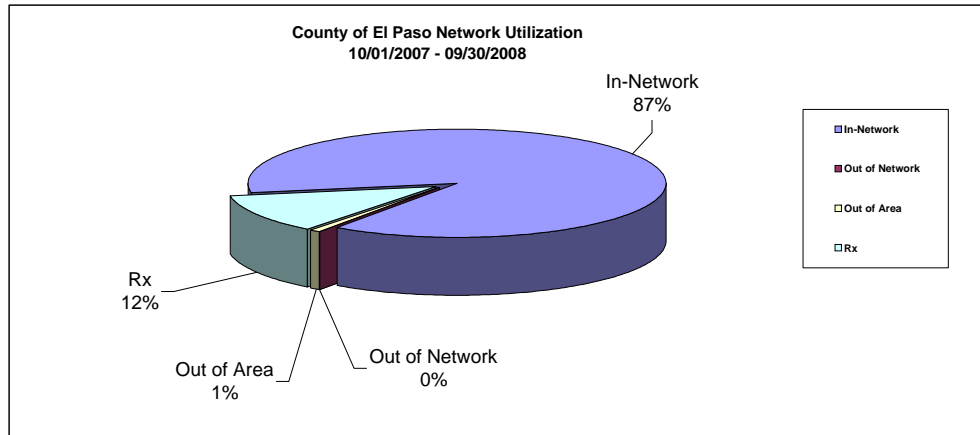
**Rx CLAIMS 10/01/2007 - 09/30/2008**

		*OCTOBER	*NOVEMBER	-DECEMBER	JANUARY	FEBRUARY	MARCH	APRIL	MAY	JUNE	JULY	AUGUST	SEPTEMBER	TOTAL
<b>Rx</b>	<b>Employee</b>	13,069.71	14,169.17	0.00										27,238.88
	<b>Spouse</b>	2,630.00	2,193.12	0.00										4,823.12
	<b>Dependent</b>	1,464.13	725.29	0.00										2,189.42
	<b>TOTAL</b>	17,163.84	17,087.58	0.00	0.00	0.00	0.00	0.00	0.00	0.00	0.00	0.00	0.00	34,251.42

<b>GRAND TOTAL</b>		<b>67,357.21</b>	<b>116,246.40</b>	<b>108,200.26</b>	<b>0.00</b>	<b>0.00</b>	<b>0.00</b>	<b>0.00</b>	<b>0.00</b>	<b>0.00</b>	<b>0.00</b>	<b>0.00</b>	<b>0.00</b>	<b>291,803.87</b>
--------------------	--	------------------	-------------------	-------------------	-------------	-------------	-------------	-------------	-------------	-------------	-------------	-------------	-------------	-------------------

\*Prescription figure updated received pending information from PBM-Aetna.

-Prescription figure not reflected pending information from PBM-Aetna; once information received data will be updated accordingly.



**COUNTY OF EL PASO**  
**NETWORK UTILIZATION REPORT (BUY UP PLAN)**  
**MEDICAL CLAIMS 10/01/2007- 09/30/2008**

		OCTOBER	NOVEMBER	DECEMBER	JANUARY	FEBRUARY	MARCH	APRIL	MAY	JUNE	JULY	AUGUST	SEPTEMBER	TOTAL
IN/NET	Employee	326,929.77	321,791.17	411,617.12										1,060,338.06
	Spouse	46,648.88	33,777.48	47,697.76										128,124.12
	Dependent	46,195.79	56,695.22	48,961.52										151,852.53
	<b>TOTAL</b>	<b>419,774.44</b>	<b>412,263.87</b>	<b>508,276.40</b>	0.00	0.00	0.00	0.00	0.00	0.00	0.00	0.00	0.00	1,340,314.71

		OCTOBER	NOVEMBER	DECEMBER	JANUARY	FEBRUARY	MARCH	APRIL	MAY	JUNE	JULY	AUGUST	SEPTEMBER	TOTAL
OUT/NET	Employee	6,215.98	1,907.24	4,685.25										12,808.47
	Spouse	156.65	0.00	0.00										156.65
	Dependent	0.00	497.60	894.64										1,392.24
	<b>TOTAL</b>	<b>6,372.63</b>	<b>2,404.84</b>	<b>5,579.89</b>	0.00	0.00	0.00	0.00	0.00	0.00	0.00	0.00	0.00	14,357.36

		OCTOBER	NOVEMBER	DECEMBER	JANUARY	FEBRUARY	MARCH	APRIL	MAY	JUNE	JULY	AUGUST	SEPTEMBER	TOTAL
OUT/AREA	Employee	252.56	148.83	385.95										787.34
	Spouse	479.82	5.04	8.05										492.91
	Dependent	0.00	0.00	0.00										0.00
	<b>TOTAL</b>	<b>732.38</b>	<b>153.87</b>	<b>394.00</b>	0.00	0.00	0.00	0.00	0.00	0.00	0.00	0.00	0.00	1,280.25

		OCTOBER	NOVEMBER	DECEMBER	JANUARY	FEBRUARY	MARCH	APRIL	MAY	JUNE	JULY	AUGUST	SEPTEMBER	TOTAL
TOTALS	Employee	333,398.31	323,847.24	416,688.32	0.00	0.00	0.00	0.00	0.00	0.00	0.00	0.00	0.00	1,073,933.87
	Spouse	47,285.35	33,782.52	47,705.81	0.00	0.00	0.00	0.00	0.00	0.00	0.00	0.00	0.00	128,773.68
	Dependent	46,195.79	57,192.82	49,856.16	0.00	0.00	0.00	0.00	0.00	0.00	0.00	0.00	0.00	153,244.77
	<b>TOTAL</b>	<b>426,879.45</b>	<b>414,822.58</b>	<b>514,250.29</b>	0.00	0.00	0.00	0.00	0.00	0.00	0.00	0.00	0.00	1,355,952.32

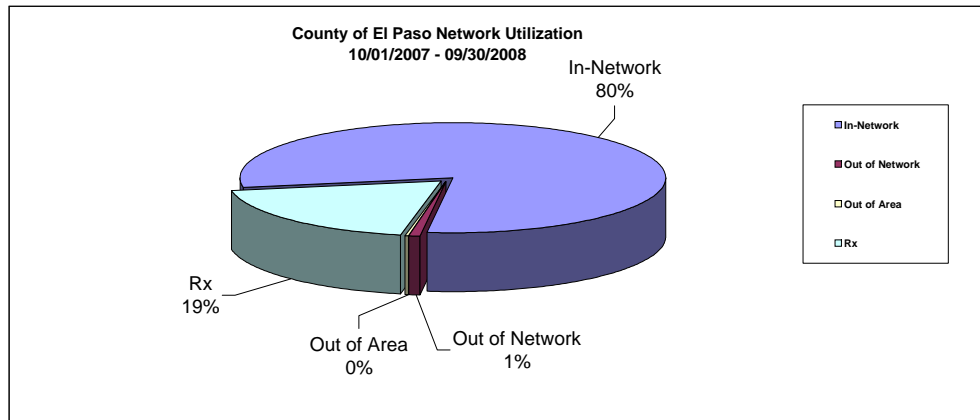
**Rx CLAIMS 10/01/2007 - 09/30/2008**

		*OCTOBER	*NOVEMBER	-DECEMBER	JANUARY	FEBRUARY	MARCH	APRIL	MAY	JUNE	JULY	AUGUST	SEPTEMBER	TOTAL
RX	Employee	133,333.62	111,090.82	0.00										244,424.44
	Spouse	22,145.03	21,907.81	0.00										44,052.84
	Dependent	19,946.88	15,790.30	0.00										35,737.18
	<b>TOTAL</b>	<b>175,425.53</b>	<b>148,788.93</b>	0.00	0.00	0.00	0.00	0.00	0.00	0.00	0.00	0.00	0.00	324,214.46

<b>GRAND TOTAL</b>	<b>602,304.98</b>	<b>563,611.51</b>	<b>514,250.29</b>	<b>0.00</b>	<b>0.00</b>	<b>0.00</b>	<b>0.00</b>	<b>0.00</b>	<b>0.00</b>	<b>0.00</b>	<b>0.00</b>	<b>0.00</b>	<b>0.00</b>	<b>1,680,166.78</b>
--------------------	-------------------	-------------------	-------------------	-------------	-------------	-------------	-------------	-------------	-------------	-------------	-------------	-------------	-------------	---------------------

\*Prescription figure updated received pending information from PBM-Aetna.

-Prescription figure not reflected pending information from PBM-Aetna; once information received data will be updated accordingly.



**COUNTY OF EL PASO**  
**NETWORK UTILIZATION REPORT TOTAL**  
**MEDICAL CLAIMS 10/01/2007- 09/30/2008**

		OCTOBER	NOVEMBER	DECEMBER	JANUARY	FEBRUARY	MARCH	APRIL	MAY	JUNE	JULY	AUGUST	SEPTEMBER	TOTAL
<b>IN/NET</b>	<b>Employee</b>	366,934.52	342,266.06	507,536.65	0.00	0.00	0.00	0.00	0.00	0.00	0.00	0.00	0.00	1,216,737.23
	<b>Spouse</b>	52,559.13	108,818.85	52,366.64	0.00	0.00	0.00	0.00	0.00	0.00	0.00	0.00	0.00	213,744.62
	<b>Dependent</b>	50,474.16	60,337.78	54,448.21	0.00	0.00	0.00	0.00	0.00	0.00	0.00	0.00	0.00	165,260.15
	<b>TOTAL</b>	469,967.81	511,422.69	614,351.50	0.00	0.00	0.00	0.00	0.00	0.00	0.00	0.00	0.00	1,595,742.00

		OCTOBER	NOVEMBER	DECEMBER	JANUARY	FEBRUARY	MARCH	APRIL	MAY	JUNE	JULY	AUGUST	SEPTEMBER	TOTAL
<b>OUT/NET</b>	<b>Employee</b>	6,215.98	1,907.24	4,820.56	0.00	0.00	0.00	0.00	0.00	0.00	0.00	0.00	0.00	12,943.78
	<b>Spouse</b>	156.65	0.00	0.00	0.00	0.00	0.00	0.00	0.00	0.00	0.00	0.00	0.00	156.65
	<b>Dependent</b>	0.00	497.60	894.64	0.00	0.00	0.00	0.00	0.00	0.00	0.00	0.00	0.00	1,392.24
	<b>TOTAL</b>	6,372.63	2,404.84	5,715.20	0.00	0.00	0.00	0.00	0.00	0.00	0.00	0.00	0.00	14,492.67

		OCTOBER	NOVEMBER	DECEMBER	JANUARY	FEBRUARY	MARCH	APRIL	MAY	JUNE	JULY	AUGUST	SEPTEMBER	TOTAL
<b>OUT/AREA</b>	<b>Employee</b>	252.56	148.83	2,375.80	0.00	0.00	0.00	0.00	0.00	0.00	0.00	0.00	0.00	2,777.19
	<b>Spouse</b>	479.82	5.04	8.05	0.00	0.00	0.00	0.00	0.00	0.00	0.00	0.00	0.00	492.91
	<b>Dependent</b>	0.00	0.00	0.00	0.00	0.00	0.00	0.00	0.00	0.00	0.00	0.00	0.00	0.00
	<b>TOTAL</b>	732.38	153.87	2,383.85	0.00	0.00	0.00	0.00	0.00	0.00	0.00	0.00	0.00	3,270.10

		OCTOBER	NOVEMBER	DECEMBER	JANUARY	FEBRUARY	MARCH	APRIL	MAY	JUNE	JULY	AUGUST	SEPTEMBER	TOTAL
<b>TOTALS</b>	<b>Employee</b>	373,403.06	344,322.13	514,733.01	0.00	0.00	0.00	0.00	0.00	0.00	0.00	0.00	0.00	1,232,458.20
	<b>Spouse</b>	53,195.60	108,823.89	52,374.69	0.00	0.00	0.00	0.00	0.00	0.00	0.00	0.00	0.00	214,394.18
	<b>Dependent</b>	50,474.16	60,835.38	55,342.85	0.00	0.00	0.00	0.00	0.00	0.00	0.00	0.00	0.00	166,652.39
	<b>TOTAL</b>	477,072.82	513,981.40	622,450.55	0.00	0.00	0.00	0.00	0.00	0.00	0.00	0.00	0.00	1,613,504.77

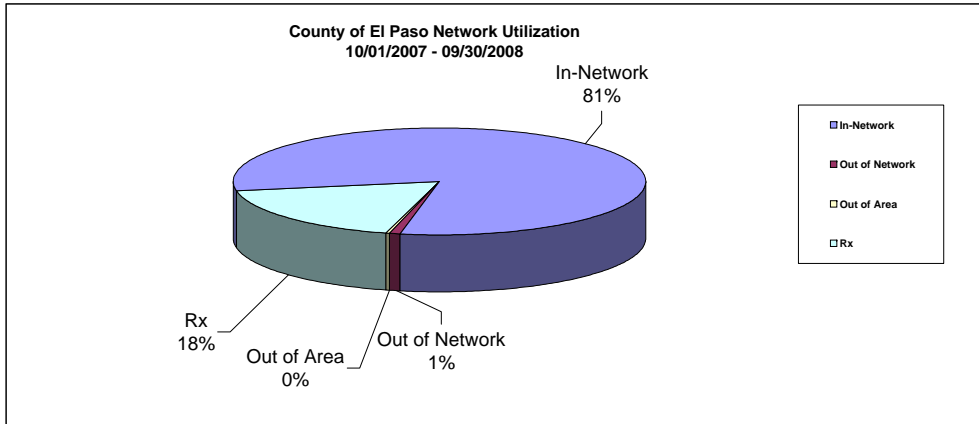
**Rx CLAIMS 10/01/2007 - 09/30/2008**

		*OCTOBER	*NOVEMBER	-DECEMBER	JANUARY	FEBRUARY	MARCH	APRIL	MAY	JUNE	JULY	AUGUST	SEPTEMBER	TOTAL
<b>Rx</b>	<b>Employee</b>	146,403.33	125,259.99	0.00	0.00	0.00	0.00	0.00	0.00	0.00	0.00	0.00	0.00	271,663.32
	<b>Spouse</b>	24,775.03	24,100.93	0.00	0.00	0.00	0.00	0.00	0.00	0.00	0.00	0.00	0.00	48,875.96
	<b>Dependent</b>	21,411.01	16,515.59	0.00	0.00	0.00	0.00	0.00	0.00	0.00	0.00	0.00	0.00	37,926.60
	<b>TOTAL</b>	192,589.37	165,876.51	0.00	0.00	0.00	0.00	0.00	0.00	0.00	0.00	0.00	0.00	358,465.88

<b>GRAND TOTAL</b>		<b>669,662.19</b>	<b>679,857.91</b>	<b>622,450.55</b>	<b>0.00</b>	<b>0.00</b>	<b>0.00</b>	<b>0.00</b>	<b>0.00</b>	<b>0.00</b>	<b>0.00</b>	<b>0.00</b>	<b>0.00</b>	<b>1,971,970.65</b>
--------------------	--	-------------------	-------------------	-------------------	-------------	-------------	-------------	-------------	-------------	-------------	-------------	-------------	-------------	---------------------

\*Prescription figure updated received pending information from PBM-Aetna.

-Prescription figure not reflected pending information from PBM-Aetna; once information received data will be updated accordingly.



## COUNTY OF EL PASO MONTHLY AGGREGATE REPORT

**Stop Loss Carrier:** Kanawha Insurance Company  
**Plan Year:** 01/01/2007-12/31/2007  
**Contract:** 15/12 (Incurred/Paid)  
**Aggregate Factor:** \*Medical, Rx (prescriptions)

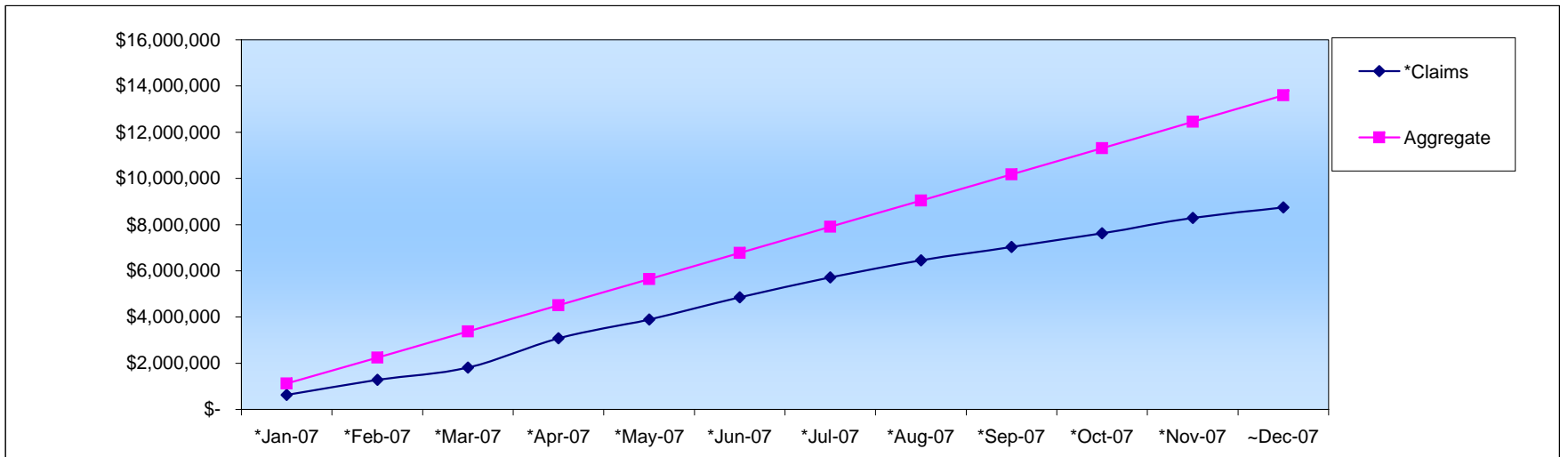
**Single Factor:** \$ 328.82  
**Family Factor:** \$ 887.22  
**Specific Deductible:** \$ 225,000  
**Current Month:** Dec-07  
*(Incurred 10/01/2006 - 12/31/2007)*  
*(Paid 01/01/2007 - 12/31/2007)*

\*Prescription figure updated received pending information from PBM-Aetna.

-Prescription figure not reflected due to pending information from PBM-AETNA; once information received data will be updated accordingly.

Paid Month	EE/Only Count (Single Factor)	EE/DEP Count (Family Factor)	Monthly *Claims w/o Specific Adj.	Year to Date *Claims Including Specific Adj.	Monthly Aggregate	Over Specific (Filing)	Year to Date Aggregate	Year to Date *Claims % of Agg
*Jan-07	1464	722	\$ 622,263.12	\$ 622,263.12	\$ 1,121,965.32	\$ -	\$ 1,121,965.32	0.55
*Feb-07	1476	719	\$ 663,933.03	\$ 1,286,196.15	\$ 1,123,249.50	\$ -	\$ 2,245,214.82	0.57
*Mar-07	1475	727	\$ 524,184.81	\$ 1,810,380.96	\$ 1,130,018.44	\$ -	\$ 3,375,233.26	0.54
*Apr-07	1470	731	\$ 1,264,894.94	\$ 3,075,275.90	\$ 1,131,923.22	\$ -	\$ 4,507,156.48	0.68
*May-07	1486	733	\$ 976,378.24	\$ 3,890,671.13	\$ 1,138,958.78	\$ 160,983.01	\$ 5,646,115.26	0.69
*Jun-07	1483	727	\$ 1,237,003.85	\$ 4,856,762.47	\$ 1,132,649.00	\$ 270,912.51	\$ 6,778,764.26	0.72
*Jul-07	1471	724	\$ 1,232,187.59	\$ 5,710,534.88	\$ 1,126,041.50	\$ 378,415.18	\$ 7,904,805.76	0.72
*Aug-07	1480	728	\$ 861,171.34	\$ 6,457,902.08	\$ 1,132,549.76	\$ 113,804.14	\$ 9,037,355.52	0.71
*Sep-07	1482	725	\$ 632,429.61	\$ 7,029,959.63	\$ 1,130,545.74	\$ 60,372.06	\$ 10,167,901.26	0.69
*Oct-07	1493	737	\$ 671,818.83	\$ 7,626,604.52	\$ 1,144,809.40	\$ 75,173.94	\$ 11,312,710.66	0.67
*Nov-07	1499	732	\$ 680,307.51	\$ 8,294,023.91	\$ 1,142,346.22	\$ 12,888.12	\$ 12,455,056.88	0.67
~Dec-07	1501	733	\$ 622,354.56	\$ 8,748,634.78	\$ 1,143,891.08	\$ 167,743.69	\$ 13,598,947.96	0.64

Average	Average	Average	Total
1482	\$ 832,410.62	\$ 1,133,245.66	\$ 1,240,292.65



Formulary:

Monthly Aggregate: (Composite Factor) x ( Employee Census Ct)



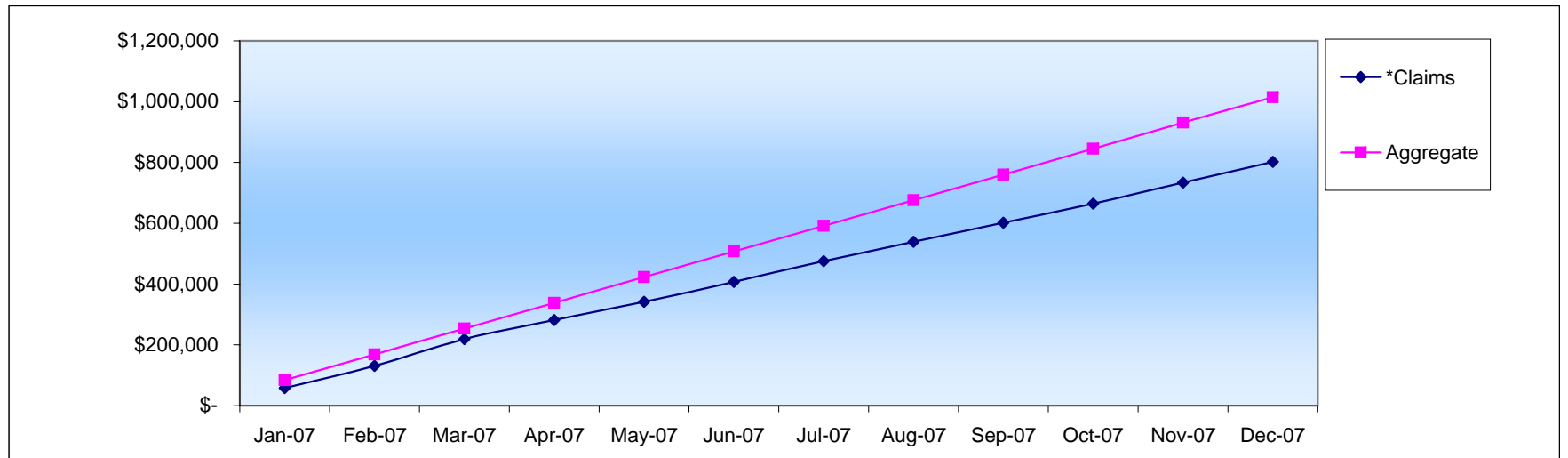
## COUNTY OF EL PASO MONTHLY AGGREGATE REPORT

**Stop Loss Carrier:** Kanawha Insurance Company  
**Plan Year:** 01/01/2007-12/31/2007  
**Contract:** 15/12  
**Aggregate Factor:** \*Dental

**Single Factor:** \$ 21.88  
**Family Factor:** \$ 59.03  
**Specific Deductible:** \$ 225,000  
**Current Month:** Dec-07  
*(Incurred 10/01/2006 - 12/31/2007)*  
*(Paid 01/01/2007 - 12/31/2007)*

Paid Month	EE/Only Count (Single Factor)	EE/DEP Count (Family Factor)	Monthly *Claims w/o Specific Adj.	Year to Date *Claims Including Specific Adj.	Monthly Aggregate	Over Specific (Filing)	Year to Date Aggregate	Year to Date *Claims % of Agg
Jan-07	1096	1026	\$ 57,982.79	\$ 57,982.79	\$ 84,545.26	\$ -	\$ 84,545.26	0.69
Feb-07	1100	1022	\$ 72,856.59	\$ 130,839.38	\$ 84,396.66	\$ -	\$ 168,941.92	0.77
Mar-07	1110	1023	\$ 88,549.98	\$ 219,389.36	\$ 84,674.49	\$ -	\$ 253,616.41	0.87
Apr-07	1111	1018	\$ 62,543.87	\$ 281,933.23	\$ 84,401.22	\$ -	\$ 338,017.63	0.83
May-07	1122	1021	\$ 59,589.82	\$ 341,523.05	\$ 84,818.99	\$ -	\$ 422,836.62	0.81
Jun-07	1120	1015	\$ 65,618.70	\$ 407,141.75	\$ 84,421.05	\$ -	\$ 507,257.67	0.80
Jul-07	1113	1011	\$ 68,787.00	\$ 475,928.75	\$ 84,031.77	\$ -	\$ 591,289.44	0.80
Aug-07	1121	1015	\$ 63,299.44	\$ 539,228.19	\$ 84,442.93	\$ -	\$ 675,732.37	0.80
Sep-07	1126	1013	\$ 62,314.56	\$ 601,542.75	\$ 84,434.27	\$ -	\$ 760,166.64	0.79
Oct-07	1139	1024	\$ 62,874.13	\$ 664,416.88	\$ 85,368.04	\$ -	\$ 845,534.68	0.79
Nov-07	1146	1022	\$ 69,711.85	\$ 734,128.73	\$ 85,403.14	\$ -	\$ 930,937.82	0.79
Dec-07	1127	993	\$ 68,258.05	\$ 802,386.78	\$ 83,275.55	\$ -	\$ 1,014,213.37	0.79

	Average		Average		Average	Total	
	1119	\$	66,865.57		\$	84,517.78	\$ -



Formulary:

Monthly Aggregate: (Composite Factor) x ( Employee Census Ct)

COUNTY OF EL PASO - CENSUS EMPLOYEE UNITS  
MEDICAL ENROLLMENT 10/01/07 - 09/30/08

		Active		Sherriff		Cobra		Retired		BASIC TOTAL	BUY UP TOTAL	GRAND TOTAL
		Basic	Buy Up	Basic	Buy Up	Basic	Buy Up	Basic	Buy Up			
OCT	E/O	357	615	180	260	0	5	11	65	548	945	1493
	E/S	15	93	9	51	0	1	1	17	25	162	187
	E/C	47	181	34	147	0	1	0	1	81	330	411
	E/F	10	60	13	56	0	0	0	0	23	116	139
	TOTAL	429	949	236	514	0	7	12	83	677	1553	2230
NOV	E/O	360	618	175	265	0	5	11	65	546	953	1499
	E/S	15	93	9	49	0	1	1	17	25	160	185
	E/C	48	180	35	145	0	1	0	1	83	327	410
	E/F	10	59	12	56	0	0	0	0	22	115	137
	TOTAL	433	950	231	515	0	7	12	83	676	1555	2231
DEC	E/O	344	634	163	278	0	6	10	66	517	984	1501
	E/S	13	95	8	50	0	1	0	18	21	164	185
	E/C	45	184	34	146	0	1	0	1	79	332	411
	E/F	8	61	11	57	0	0	0	0	19	118	137
	TOTAL	410	974	216	531	0	8	10	85	636	1598	2234
JAN	E/O									0	0	0
	E/S									0	0	0
	E/C									0	0	0
	E/F									0	0	0
	TOTAL	0	0	0	0	0	0	0	0	0	0	0
FEB	E/O									0	0	0
	E/S									0	0	0
	E/C									0	0	0
	E/F									0	0	0
	TOTAL	0	0	0	0	0	0	0	0	0	0	0
MAR	E/O									0	0	0
	E/S									0	0	0
	E/C									0	0	0
	E/F									0	0	0
	TOTAL	0	0	0	0	0	0	0	0	0	0	0
APR	E/O									0	0	0
	E/S									0	0	0
	E/C									0	0	0
	E/F									0	0	0
	TOTAL	0	0	0	0	0	0	0	0	0	0	0
MAY	E/O									0	0	0
	E/S									0	0	0
	E/C									0	0	0
	E/F									0	0	0
	TOTAL	0	0	0	0	0	0	0	0	0	0	0
JUN	E/O									0	0	0
	E/S									0	0	0
	E/C									0	0	0
	E/F									0	0	0
	TOTAL	0	0	0	0	0	0	0	0	0	0	0
JUL	E/O									0	0	0
	E/S									0	0	0
	E/C									0	0	0
	E/F									0	0	0
	TOTAL	0	0	0	0	0	0	0	0	0	0	0
AUG	E/O									0	0	0
	E/S									0	0	0
	E/C									0	0	0
	E/F									0	0	0
	TOTAL	0	0	0	0	0	0	0	0	0	0	0
SEP	E/O									0	0	0
	E/S									0	0	0
	E/C									0	0	0
	E/F									0	0	0
	TOTAL	0	0	0	0	0	0	0	0	0	0	0
AVERAGE	E/O	354	622	173	268	0	5	11	65	537	961	1498
	E/S	14	94	9	50	0	1	1	17	24	162	186
	E/C	47	182	34	146	0	1	0	1	81	330	411
	E/F	9	60	12	56	0	0	0	0	21	116	138
	TOTAL	424	958	228	520	0	7	11	84	663	1569	2232

COUNTY OF EL PASO - CENSUS EMPLOYEE UNITS  
DENTAL ENROLLMENT 10/01/07 - 09/30/08

		Active	Cobra	Retired	TOTAL
OCT	E/O	909	5	4	918
	E/S	136	2	1	139
	E/C	152	1	0	153
	E/F	133	0	0	133
	TOTAL	1330	8	5	1343
NOV	E/O	915	5	4	924
	E/S	134	2	1	137
	E/C	157	1	0	158
	E/F	132	0	0	132
	TOTAL	1338	8	5	1351
DEC	E/O	896	6	3	905
	E/S	125	2	1	128
	E/C	145	1	0	146
	E/F	124	0	0	124
	TOTAL	1290	9	4	1303
JAN	E/O				0
	E/S				0
	E/C				0
	E/F				0
	TOTAL	0	0	0	0
FEB	E/O				0
	E/S				0
	E/C				0
	E/F				0
	TOTAL	0	0	0	0
MAR	E/O				0
	E/S				0
	E/C				0
	E/F				0
	TOTAL	0	0	0	0
APR	E/O				0
	E/S				0
	E/C				0
	E/F				0
	TOTAL	0	0	0	0
MAY	E/O				0
	E/S				0
	E/C				0
	E/F				0
	TOTAL	0	0	0	0
JUN	E/O				0
	E/S				0
	E/C				0
	E/F				0
	TOTAL	0	0	0	0
JUL	E/O				0
	E/S				0
	E/C				0
	E/F				0
	TOTAL	0	0	0	0
AUG	E/O				0
	E/S				0
	E/C				0
	E/F				0
	TOTAL	0	0	0	0
SEP	E/O				0
	E/S				0
	E/C				0
	E/F				0
	TOTAL	0	0	0	0
AVERAGE	E/O	907	5	4	916
	E/S	132	2	1	135
	E/C	151	1	0	152
	E/F	130	0	0	130
	TOTAL	1319	8	5	1332

# **Claim Lag Analysis**

Contact: Adriana Aceves, Data Management Analyst  
ForeSight TPA

Case No.: 0050000 COUNTY OF EL PASO

Run Date: 01/10/2008

Start at Print Date: 01/01/07

Claim Lag Analysis

End at Print Date: 12/31/07

Month Paid	PRIOR	Month Incurred												Total		
		Jan-07	Feb-07	Mar-07	Apr-07	May-07	Jun-07	Jul-07	Aug-07	Sep-07	Oct-07	Nov-07	Dec-07			
Jan-07	430,404	74,282														504,686
Feb-07	321,744	133,107	87,203													542,054
Mar-07	95,214	91,236	116,483	97,029												399,962
Apr-07	85,846	414,989	217,149	230,334	190,504											1,138,822
May-07	1,029	50,223	113,967	342,412	194,833	123,361										825,825
Jun-07	1,606	45,404	-3,552	274,917	181,410	463,830	134,736									1,098,350
Jul-07	3,274	3,233	1,671	333,801	15,550	218,848	422,291	94,754								1,093,422
Aug-07	5,148	707	26,228	1,474	3,738	124,478	159,723	228,531	155,469							705,495
Sep-07	28,490	479	356	2,095	3,200	9,574	7,816	84,471	278,893	93,161						508,534
Oct-07	-1,971	236	3,474	1,239	1,308	12,032	4,240	14,364	47,938	274,072	154,407					511,340
Nov-07	-65	2,099	145	631	686	2,077	2,849	7,426	12,467	30,618	375,526	117,388				551,847
Dec-07	476	59	504	1,335	601	14,595	1,934	2,255	23,971	31,042	123,344	357,323	99,605			657,042
<b>TOTAL:</b>	<b>971,194</b>	<b>816,054</b>	<b>563,628</b>	<b>1,285,267</b>	<b>591,831</b>	<b>968,794</b>	<b>733,589</b>	<b>431,800</b>	<b>518,737</b>	<b>428,893</b>	<b>653,277</b>	<b>474,711</b>	<b>99,605</b>			<b>8,537,379</b>

This report does not reflect stop loss reimbursement, administration or prescription costs.

# **County Walk-In Log**

Contact: Olga Rosas, Customer Service Manager  
ForeSight TPA

**FORESIGHT TPA**

**County of El Paso-Walk-in Log  
County Court House**

**Week of:DECEMBER 3 - 7**

1	Insurance Card Request	1
2	Aetna PBM Benefit Questions/Problems	1
3	Benefit Booklet or Directory	0
4	Medical/Dental Benefits Infor.	1
5	Claim Status/Questions	4
6	Claim reconsideration/Appeal	0
7	Submission/Claims/Acc details/COB's	0
8	Other	3
	<b>Total</b>	<b>10</b>

**Week of:DECEMBER 10 - 14**

1	Insurance Card Request	0
2	Aetna PBM Benefit Questions/Problems	0
3	Benefit Booklet or Directory	0
4	Medical/Dental Benefits Infor.	2
5	Claim Status/Questions	1
6	Claim reconsideration/Appeal	0
7	Submission/Claims/Acc details/COB's	0
8	Other	1
	<b>Total</b>	<b>4</b>

**Week of:DECEMBER 17 - 21**

1	Insurance Card Request	0
2	Aetna PBM Benefit Questions/Problems	0
3	Benefit Booklet or Directory	0
4	Medical/Dental Benefits Infor.	2
5	Claim Status/Questions	5
6	Claim reconsideration/Appeal	0
7	Submission/Claims/Acc details/COB's	0
8	Other	4
	<b>Total</b>	<b>11</b>

**Week of:DECEMBER 24 - 28**

1	Insurance Card Request	0
2	Aetna PBM Benefit Questions/Problems	2
3	Benefit Booklet or Directory	1
4	Medical/Dental Benefits Infor.	0
5	Claim Status/Questions	4
6	Claim reconsideration/Appeal	0
7	Submission/Claims/Acc details/COB's	0
8	Other	1
	<b>Total</b>	<b>8</b>

**Week of:**

1	Insurance Card Request	0
2	Aetna PBM Benefit Questions/Problems	0
3	Benefit Booklet or Directory	0
4	Medical/Dental Benefits Infor.	0
5	Claim Status/Questions	0
6	Claim reconsideration/Appeal	0
7	Submission/Claims/Acc details/COB's	0
8	Other	0
	<b>Total</b>	<b>0</b>

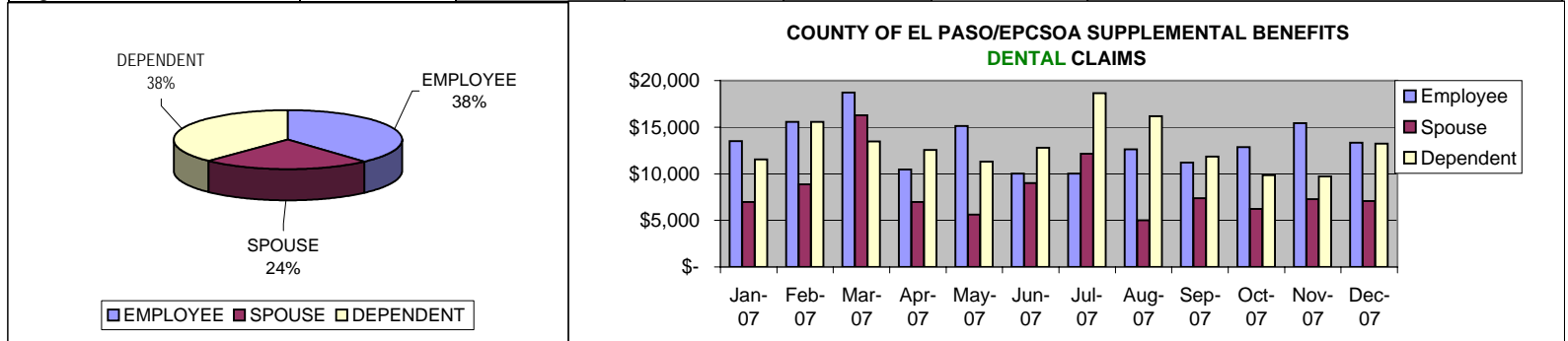
\*\*\* **Other:** Enrolled dependent to the health plan;  
Dropped dependent from health plan;  
Cert. Of Coverage;RX temporary id cards  
EP Fitness Enroll and/or Drop; Healthy  
Lifestyle Reimbursement Program  
Open enrollment

**Total Visits: 33**  
**Calls: 96**

## COUNTY OF EL PASO/EPCSOA SUPPLEMENTAL BENEFITS

DENTAL CLAIMS 01/01/07 - 12/31/07

Paid Month	EMPLOYEE		SPOUSE		DEPENDENT		TOTAL	
	Member Count	Claims Paid	Member Count	Claims Paid	Member Count	Claims Paid	Member Count	Claims Paid
Jan-07	834	\$ 13,495.22	449	\$ 6,982.26	1098	\$ 11,553.24	2,381	\$ 32,030.72
Feb-07	831	\$ 15,573.69	449	\$ 8,864.06	1097	\$ 15,552.12	2,377	\$ 39,989.87
Mar-07	828	\$ 18,705.60	446	\$ 16,283.39	1092	\$ 13,459.39	2,366	\$ 48,448.38
Apr-07	824	\$ 10,468.09	446	\$ 6,976.49	1097	\$ 12,539.43	2,367	\$ 29,984.01
May-07	825	\$ 15,128.50	444	\$ 5,624.07	1101	\$ 11,308.89	2,370	\$ 32,061.46
Jun-07	819	\$ 10,013.33	443	\$ 8,990.28	1092	\$ 12,804.88	2,354	\$ 31,808.49
Jul-07	816	\$ 10,016.35	442	\$ 12,150.15	1094	\$ 18,660.08	2,352	\$ 40,826.58
Aug-07	812	\$ 12,620.87	441	\$ 4,997.03	1095	\$ 16,187.16	2,348	\$ 33,805.06
Sep-07	807	\$ 11,197.91	438	\$ 7,385.72	1090	\$ 11,842.45	2,335	\$ 30,426.08
Oct-07	820	\$ 12,858.19	445	\$ 6,228.96	1096	\$ 9,860.04	2,361	\$ 28,947.19
Nov-07	817	\$ 15,422.83	442	\$ 7,290.92	1090	\$ 9,719.81	2,349	\$ 32,433.56
Dec-07	817	\$ 13,345.78	442	\$ 7,087.95	1093	\$ 13,232.43	2,352	\$ 33,666.16
<b>Gross Claims</b>		<b>\$ 158,846.36</b>		<b>\$ 98,861.28</b>		<b>\$ 156,719.92</b>		<b>\$ 414,427.56</b>
<b>Net Claims</b>		<b>\$ 158,846.36</b>		<b>\$ 98,861.28</b>		<b>\$ 156,719.92</b>		<b>\$ 414,427.56</b>
<b>Average Member Count</b>	821		444		1095			
<b>Avg. Member Cost/Month</b>	\$ 16.13		\$ 18.56		\$ 11.93			

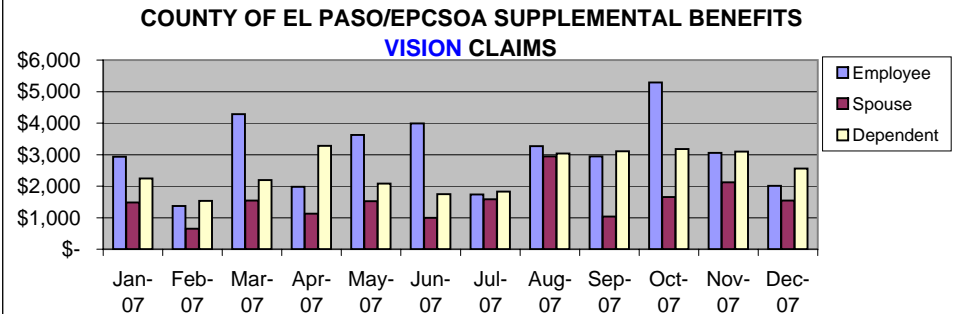
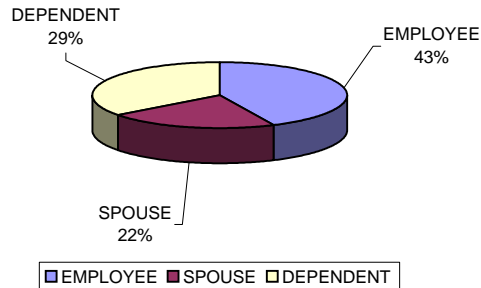




## COUNTY OF EL PASO/EPCSOA SUPPLEMENTAL BENEFITS

VISION CLAIMS 01/01/07 - 12/31/07

Paid Month	EMPLOYEE		SPOUSE		DEPENDENT		TOTAL	
	Member Count	Claims Paid	Member Count	Claims Paid	Member Count	Claims Paid	Member Count	Claims Paid
Jan-07	832	\$ 2,935.18	447	\$ 1,483.11	1095	\$ 2,245.15	2,374	\$ 6,663.44
Feb-07	829	\$ 1,365.79	446	\$ 653.30	1094	\$ 1,531.89	2,369	\$ 3,550.98
Mar-07	826	\$ 4,289.04	443	\$ 1,548.10	1089	\$ 2,190.75	2,358	\$ 8,027.89
Apr-07	816	\$ 1,980.12	441	\$ 1,124.87	1087	\$ 3,277.28	2,344	\$ 6,382.27
May-07	822	\$ 3,629.33	440	\$ 1,521.78	1098	\$ 2,086.22	2,360	\$ 7,237.33
Jun-07	816	\$ 3,994.41	440	\$ 996.76	1086	\$ 1,747.04	2,342	\$ 6,738.21
Jul-07	810	\$ 1,736.42	437	\$ 1,588.12	1086	\$ 1,829.48	2,333	\$ 5,154.02
Aug-07	809	\$ 3,267.08	438	\$ 2,949.19	1091	\$ 3,031.20	2,338	\$ 9,247.47
Sep-07	803	\$ 2,949.12	433	\$ 1,036.16	1083	\$ 3,105.09	2,319	\$ 7,090.37
Oct-07	814	\$ 5,289.87	440	\$ 1,653.49	1092	\$ 3,179.85	2,346	\$ 10,123.21
Nov-07	814	\$ 3,060.01	437	\$ 2,125.41	1086	\$ 3,092.17	2,337	\$ 8,277.59
Dec-07	814	\$ 2,007.21	437	\$ 1,539.14	1086	\$ 2,560.72	2,337	\$ 6,107.07
<b>Gross Claims</b>		<b>\$ 36,503.58</b>		<b>\$ 18,219.43</b>		<b>\$ 29,876.84</b>		<b>\$ 84,599.85</b>
<b>Net Claims</b>		<b>\$ 36,503.58</b>		<b>\$ 18,219.43</b>		<b>\$ 29,876.84</b>		<b>\$ 84,599.85</b>
<b>Average Member Count</b>	<b>817</b>		<b>440</b>		<b>1089</b>			
<b>Avg. Member Cost/Month</b>	<b>\$ 3.72</b>		<b>\$ 3.45</b>		<b>\$ 2.29</b>			



**COUNTY OF EL PASO/EPCSOA SUPPLEMENTAL BENEFITS**  
**DENTAL ENROLLMENT 01/01/07 - 12/31/07**  
**CENSUS - EMPLOYEE UNITS**

	<b>E/O</b>	<b>E/S</b>	<b>E/C</b>	<b>E/F</b>	<b>TOTAL</b>
JANUARY	229	97	153	355	834
FEBRUARY	226	97	153	355	831
MARCH	226	97	152	353	828
APRIL	222	96	151	355	824
MAY	223	95	154	353	825
JUNE	221	95	152	351	819
JULY	219	96	152	349	816
AUGUST	216	95	152	349	812
SEPTEMBER	216	92	150	349	807
OCTOBER	221	96	154	349	820
NOVEMBER	222	94	150	351	817
DECEMBER	222	95	150	350	817
<b>TOTALS:</b>	<b>2663</b>	<b>1145</b>	<b>1823</b>	<b>4219</b>	<b>9850</b>

<b>AVERAGES</b>				
E/O	2663		12	222
E/S	1145		12	95
E/C	1823		12	152
E/F	4219		12	352
<b>TOTAL:</b>	<b>9850</b>		<b>12</b>	<b>821</b>

Employee Unit Descriptions:  
E/O - employee only  
E/S - employee/spouse  
E/C - employee/child  
E/F - employee/family

**COUNTY OF EL PASO/EPCSOA SUPPLEMENTAL BENEFITS**  
**VISION ENROLLMENT 01/01/07 - 12/31/07**  
**CENSUS - EMPLOYEE UNITS**

	<b>E/O</b>	<b>E/S</b>	<b>E/C</b>	<b>E/F</b>	<b>TOTAL</b>
JANUARY	226	98	152	356	832
FEBRUARY	224	98	152	355	829
MARCH	224	98	151	353	826
APRIL	219	96	149	352	816
MAY	221	96	152	353	822
JUNE	220	95	149	352	816
JULY	216	95	149	350	810
AUGUST	215	94	149	351	809
SEPTEMBER	214	92	148	349	803
OCTOBER	220	94	146	354	814
NOVEMBER	221	94	148	351	814
DECEMBER	221	94	148	351	814
<b>TOTALS:</b>	<b>2641</b>	<b>1144</b>	<b>1793</b>	<b>4227</b>	<b>9805</b>

<b>AVERAGES</b>				
E/O	2641		12	220
E/S	1144		12	95
E/C	1793		12	149
E/F	4227		12	352
<b>TOTAL:</b>	<b>9805</b>		<b>12</b>	<b>817</b>

Employee Unit Descriptions:  
E/O - employee only  
E/S - employee/spouse  
E/C - employee/child  
E/F - employee/family

**COUNTY OF EL PASO SUPPLEMENTAL BENEFITS**  
**DENTAL CLAIMS 01/01/07 - 12/31/07**

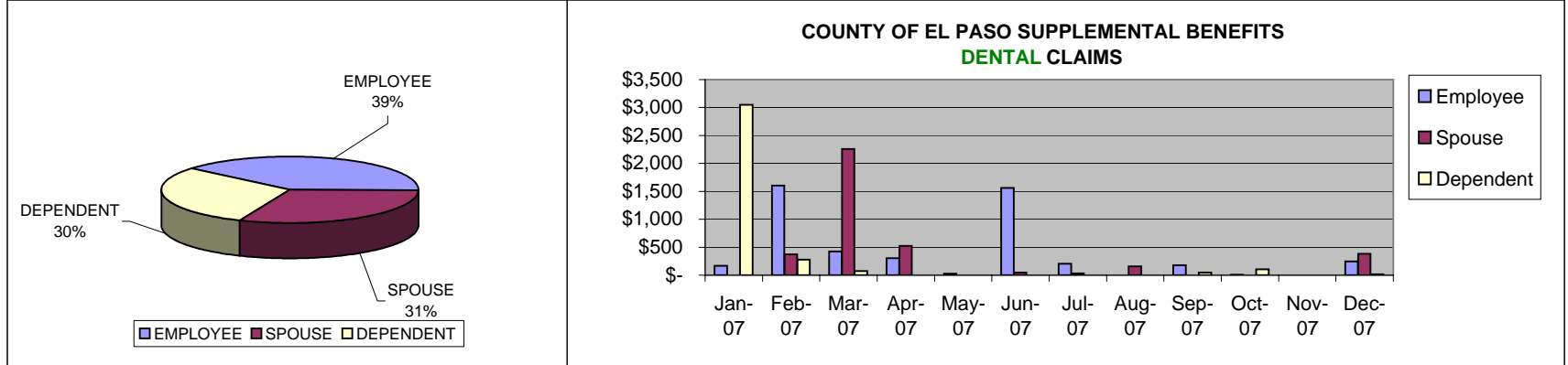
Paid Month	EMPLOYEE		SPOUSE		DEPENDENT		TOTAL	
	Member Count	Claims Paid	Member Count	Claims Paid	Member Count	Claims Paid	Member Count	Claims Paid
Jan-07	96	\$ 170.00	30	\$ -	62	\$ 3,052.00	188	\$ 3,222.00
Feb-07	93	\$ 1,601.23	30	\$ 370.00	58	\$ 277.00	181	\$ 2,248.23
Mar-07	93	\$ 425.00	30	\$ 2,260.45	58	\$ 75.40	181	\$ 2,760.85
Apr-07	92	\$ 304.62	29	\$ 525.00	56	\$ -	177	\$ 829.62
May-07	91	\$ 24.00	28	\$ -	58	\$ -	177	\$ 24.00
Jun-07	90	\$ 1,563.44	27	\$ 45.75	55	\$ -	172	\$ 1,609.19
Jul-07	90	\$ 206.00	27	\$ 31.38	55	\$ -	172	\$ 237.38
Aug-07	90	\$ -	27	\$ 158.00	55	\$ -	172	\$ 158.00
Sep-07	90	\$ 180.00	27	\$ -	55	\$ 46.40	172	\$ 226.40
Oct-07	90	\$ 7.00	27	\$ -	55	\$ 103.00	172	\$ 110.00
Nov-07	89	\$ -	27	\$ -	55	\$ -	171	\$ -
Dec-07	89	\$ 246.00	28	\$ 382.03	59	\$ 18.00	176	\$ 646.03

Gross Claims		\$ 4,727.29		\$ 3,772.61		\$ 3,571.80		\$ 12,071.70
--------------	--	-------------	--	-------------	--	-------------	--	--------------

Net Claims		\$ 4,727.29		\$ 3,772.61		\$ 3,571.80		\$ 12,071.70
------------	--	-------------	--	-------------	--	-------------	--	--------------

Average Member Count		91		28		57		
----------------------	--	----	--	----	--	----	--	--

Avg. Member Cost/Month	\$	4.33	\$	11.19	\$	5.24		
------------------------	----	------	----	-------	----	------	--	--



\*Reimbursed Amount

**COUNTY OF EL PASO SUPPLEMENTAL BENEFITS**  
**DENTAL ENROLLMENT 01/01/07 - 12/31/07**  
**CENSUS - EMPLOYEE UNITS**

	<b>E/O</b>	<b>E/S</b>	<b>E/C</b>	<b>E/F</b>	<b>TOTAL</b>
JANUARY	48	0	0	48	96
FEBRUARY	47	0	0	46	93
MARCH	47	0	0	46	93
APRIL	47	0	0	45	92
MAY	47	0	0	44	91
JUNE	47	0	0	43	90
JULY	47	0	0	43	90
AUGUST	47	0	0	43	90
SEPTEMBER	47	0	0	43	90
OCTOBER	47	0	0	43	90
NOVEMBER	46	0	0	43	89
DECEMBER	46	0	0	43	89
<b>TOTALS:</b>	<b>563</b>	<b>0</b>	<b>0</b>	<b>530</b>	<b>1093</b>

<b>AVERAGES</b>				
E/O	563		12	47
E/S	0		12	0
E/C	0		12	0
E/F	530		12	44
<b>TOTAL:</b>	<b>1093</b>		<b>12</b>	<b>91</b>

Employee Unit Descriptions:  
E/O - employee only  
E/S - employee/spouse  
E/C - employee/child  
E/F - employee/family