



TO: COUNTY OF EL PASO
Ana Maria Villanueva

FROM: FORESIGHT TPA
Adriana Aceves, Data Management Analyst

DATE: October 10, 2007

RE: MONTHLY REPORT: September 2007

Enclosed please find the following:

- **Performance Guarantee Status**
- **Executive Summary**
- **Month End Report**
- **Claim Analysis Report (Lag)**
- **County Walk-In Log**

Received By

Received Date

Performance Guarantee Status

Contact: John Dunn, QA Dept.
ForeSight TPA.



October 10, 2007

County of El Paso Risk Pool
c/o Liza Reyes
500 East San Antonio, Room 302
El Paso, Texas 79901

RE: Year IX, Quarter III, Performance Guarantee Report

I am writing to inform you of our **Year IX, Quarter III** (July 1, 2007-September 30, 2007) performance results. For your review, we have enclosed the supporting documents. The following synopsis is for **September 2007** and the final figures for **Year IX, Quarter III**.

Item Quarter III	Performance	September	
	Standard	2007	2007
Claims turnaround - paid within 14 days	95%	96.05%	95.09%
Claims turnaround - paid within 20 days	98%	100%	100%
Claim Coding Accuracy	98%	99.98%	99.98%
Claim Dollar Payment Accuracy	98%	92.76%	98.72%
Customer Service- abandoned calls	5%	2%	1%

Please do not hesitate to call with questions in regards to this report. Thank you for your continued support.

Sincerely,

John Dunn
Administration Manager

Attachments: Exhibit A - Performance Standards Report
Exhibit B - Turnaround Time Report
Exhibit C - Quarter Audit Report
Exhibit D - Customer Service Report

cc: Debra Lopez, Director of Operations, Access Administrators, Inc

Exhibit A

Year IX, Quarter III

**Performance Guarantees Report
for The County of El Paso**

*Status Report on the Performance Guarantees for
 County of El Paso*

Report Date: October 10, 2007

Report Period: July 1, 2007 through September 30, 2007

Performance	Definition	Performance Standard	Status
Claims Turnaround Time Non-Investigated Claims	Measurement of the responsiveness of claims process from the number of elapsed calendar days from the date the claim is received for the date the claim is processed. A non-investigated claim shall mean a complete claim received with information sufficient to allow AAI to make a final determination.	95% of non-investigated claims processed within 14 days of receipt. AAI shall report the status of all claims over 30 days old to the County on a monthly basis	Refer to Exhibit B, Turnaround Time Report
			Performance for this period was: 95.09%
			July 2007 93.04%
			August 2007 96.19%
September 2007 96.05%			
Claims Turnaround Time Investigated Claims	Measurement of the responsiveness of claims process from the number of elapsed calendar days from the date the is received to the date the claim is processed. "Processed" shall mean the date the check or EOB is mailed for member payable claims. Processed shall mean the date the claim is in ready claims. An investigated claim shall mean any claim that requires additional information from external sources, including medical records. Receipt for investigated claims shall mean the date the complete claim information is received by AAI.	98% of total claims processed within 20 days of receipt to the County. Documented exceptions will be reported monthly and excluded from consideration in the calculation of this penalty with the approval of the County	Refer to Exhibit B, Turnaround Time Report
			Performance for this period was: 100.00%
			July 2007 100.00%
			August 2007 100.00%
September 2007 100.00%			

Performance	Definition	Performance Standard	Status
Claim Dollar Payment Accuracy	Percentage of claims dollars paid correctly. Only errors in dollar amounts are counted. Accuracy shall be determined by dividing the total dollar amounts overpaid as well as underpaid by the sum of the total dollar amounts actually paid. This is the error rate that then subtracted from 100% to obtain performance level.	98% or better	<i>Refer to Exhibit C, Quarter Audit</i> Performance for this quarter was: 98.72% July 2007 99.89% August 2007 99.85% September 2007 92.76%
Claim Coding Accuracy	Percentage of claims paid correctly i.e., no overpayment and no underpayment. All payment errors, including duplicate and non-payments, shall be counted as errors. Accuracy shall be calculated by dividing the total number of claims paid correctly by the total number of claims reviewed.	98% or better	<i>Refer to Exhibit C, Quarter Audit</i> Performance for this quarter was: 99.98% July 2007 99.99% August 2007 99.98% September 2007 99.98%
Customer Service	Inquiries responded by the Customer Service Department by telephone and letter to the Member/Provider.	a) Less than 5% abandoned per month b) Average hold time is 60 seconds or less	<i>Refer to Exhibit D, Customer Service Reports</i> a) abandoned rate= 1.00% b) answered within 60 sec= 99.00%
Provide Timely Reports On A Monthly Basis	These reports shall be in the hands of the County of El Paso Personnel within 30 days of the end of the report period.	Monthly Reports within 10 days of the end of the report period.	All reports are being provided within 10 days of the report period.

Exhibit B

**Turnaround
Time Reports**

Access Administrators, Inc.
Claims Turn Around Report

COUNTY OF EL PASO

For the Month: **JULY 2007**

# of Calendar Days	Total Claims Processed	Total Turnaround Days	% Total Processed	Accum % of Total Processed
0	957	0	36.58%	36.58%
1	141	141	5.39%	41.97%
2	84	168	3.21%	45.18%
3	92	276	3.52%	48.70%
4	80	320	3.06%	51.76%
5	113	565	4.32%	56.08%
6	115	690	4.40%	60.47%
7	208	1456	7.95%	68.43%
8	194	1552	7.42%	75.84%
9	155	1395	5.93%	81.77%
10	100	1000	3.82%	85.59%
11	55	605	2.10%	87.69%
12	35	420	1.34%	89.03%
13	36	468	1.38%	90.41%
14	69	966	2.64%	93.04%
15	83	1245	3.17%	96.22%
16	36	576	1.38%	97.59%
17	13	221	0.50%	98.09%
18	50	900	1.91%	100.00%
	2616	12964		

Avg Turnaround (Days)
5

Access Administrators, Inc.
Claims Turn Around Report

COUNTY OF EL PASO

For the Month: **AUGUST 2007**

# of Calendar Days	Total Claims Processed	Total Turnaround Days	% Total Processed	Accum % of Total Processed
0	1048	0	34.69%	34.69%
1	182	182	6.02%	40.71%
2	60	120	1.99%	42.70%
3	104	312	3.44%	46.14%
4	60	240	1.99%	48.13%
5	57	285	1.89%	50.02%
6	81	486	2.68%	52.70%
7	180	1260	5.96%	58.66%
8	136	1088	4.50%	63.16%
9	143	1287	4.73%	67.89%
10	184	1840	6.09%	73.98%
11	258	2838	8.54%	82.52%
12	156	1872	5.16%	87.69%
13	117	1521	3.87%	91.56%
14	140	1960	4.63%	96.19%
15	74	1110	2.45%	98.64%
16	17	272	0.56%	99.21%
17	15	255	0.50%	99.70%
18	9	162	0.30%	100.00%
	3021	17090		

Avg. Turnaround (Days)

6



Claims Turn Around Report

COUNTY OF EL PASO

For the Month: SEPTEMBER 2007

# of Calendar Days	Total Claims Processed	Total Turnaround Days	% Total Processed	Accum. % of Total Processed
0	860	0	33.33%	33.33%
1	141	141	5.47%	38.80%
2	102	204	3.95%	42.75%
3	73	219	2.83%	45.58%
4	37	148	1.43%	47.02%
5	57	285	2.21%	49.22%
6	127	762	4.92%	54.15%
7	144	1008	5.58%	59.73%
8	155	1240	6.01%	65.74%
9	171	1539	6.63%	72.36%
10	112	1120	4.34%	76.71%
11	109	1199	4.22%	80.93%
12	147	1764	5.70%	86.63%
13	99	1287	3.84%	90.47%
14	144	2016	5.58%	96.05%
15	48	720	1.86%	97.91%
16	21	336	0.81%	98.72%
17	18	306	0.70%	99.42%
18	15	270	0.58%	100.00%
	2580	14564		

Avg Turnaround (Days)

6

Exhibit C

Quarter Audit

ACCURACY QUARTERLY REPORT

Plan Year: 2007

Case Name: County of El Paso

	Total Claims Audited	Total Charges Processed	Total Allowable Processed	Total Dollars Audited	Over/Under Paid	%	Claim Dollar Payment Accuracy	Total Entries	Total Errors	%	Claim Coding Accuracy
<u>July 2007</u>	457	\$5,965,864.76	\$1,290,340.64	\$837,180.18	\$949.42	0.113%	99.887%	38929	5	0.013%	99.987%
<u>August 2007</u>	415	\$2,423,397.86	\$625,401.92	\$251,330.51	\$380.49	0.151%	99.849%	35481	9	0.025%	99.975%
<u>September 2007</u>	378	\$2,013,058.66	\$540,797.12	\$211,881.76	\$15,343.66	7.242%	92.758%	32150	8	0.025%	99.975%
<u>Quarter Total</u>	1250	\$10,402,321.28	\$2,456,539.68	\$1,300,392.45	\$16,673.57	1.282%	98.718%	106560	22	0.021%	99.979%



Exhibit D

**Customer Service
Reports**

**ForeSight TPA
Customer Service Department
Telephone Statistics**

Plan Name County of El Paso

Report Period July 1, 2007 through September 30, 2007

	July	August	September	Quarter III Totals
Total Calls Offered:	911	936	885	2,732
Total Calls Answered:	892	924	869	2,685
Answered within 60 seconds:	889/99%	923/99%	865/99%	2677/99%
Total Long Abandoned:	3	1	4	8
Total Short Abandoned:	2	12	1	15
% of Calls Abandoned:	2%	1%	1%	1%

Executive Summary

Contact: Adriana Aceves, Data Management Analyst
ForeSight TPA



Executive Summary **SEPTEMBER 2007**

County of El Paso

^^Prescription figure updated received pending information from PBM-Aetna.

**Prescription figure not reflected due to pending information from PBM-Aetna; once information received data will be updated accordingly.

Summary Table Comparison (Plan Period Oct 06 - Sep 07)

	**Current Month September 2007	^^Prior Month August 2007	^^ Last Year September 2006
Total Dollars Paid			
**Month \$	508,308	891,043	497,250
**PTD (Oct-06 to Sep-07) \$	10,025,631	9,517,323	8,346,050
% / Claim Type			
Medical	94%	76%	67%
**Rx	0%	21%	27%
Dental	6%	3%	6%
% Medical Network			
In-Network	99%	99%	99%
Out of Network	1%	<1%	<1%
Out of Area	<1%	<1%	<1%
Average Employee Census			
Medical	2207	2208	2131
Dental	1332	1324	1392

2006 - 2007 Benefit Savings Summary (Oct - Sep)

Month	Gross Billed	\$ Allowed	% Allowed to Billed	% Savings	\$ Savings	\$ Paid by health plan	% Paid to Allowed
October	\$ 1,534,166	\$ 549,274	36%	64%	\$ 984,892	\$ 362,463	66%
November	\$ 2,351,739	\$ 750,283	32%	68%	\$ 1,601,457	\$ 561,660	75%
December	\$ 2,151,473	\$ 665,183	31%	69%	\$ 1,486,290	\$ 461,151	69%
January	\$ 1,832,271	\$ 670,244	37%	63%	\$ 1,162,027	\$ 501,464	75%
February	\$ 3,667,568	\$ 829,137	23%	77%	\$ 2,838,431	\$ 539,806	65%
March	\$ 1,941,817	\$ 618,112	32%	68%	\$ 1,323,705	\$ 397,201	64%
April	\$ 3,332,287	\$ 1,420,904	43%	57%	\$ 1,911,383	\$ 1,138,072	80%
May	\$ 3,694,223	\$ 1,293,899	35%	65%	\$ 2,400,325	\$ 825,801	64%
June	\$ 3,916,464	\$ 1,362,028	35%	65%	\$ 2,554,436	\$ 1,096,741	81%
July	\$ 5,371,402	\$ 1,276,098	24%	76%	\$ 4,095,305	\$ 1,093,322	86%
August	\$ 2,386,101	\$ 1,005,391	42%	58%	\$ 1,380,711	\$ 705,457	70%
September	\$ 1,618,357	\$ 712,123	44%	56%	\$ 906,234	\$ 508,534	71%
Year To Date	\$ 33,797,870	\$ 11,152,674	33%	67%	\$ 22,645,195	\$ 8,191,675	73%

⌘ This table does not reflect prescription costs.

Monthly Average for Medical, Rx, & Dental

	(12 months) 10/06 - 09/07	Current Avg/Month	^^(12 months) 10/05 - 09/06	^^Prior Avg/Month
Medical	\$ 7,802,433	\$ 650,203	\$ 6,241,348	\$ 520,112
**Rx	\$ 1,834,578	\$ 166,780	\$ 1,740,854	\$ 145,071
Dental	\$ 388,620	\$ 32,385	\$ 363,848	\$ 30,321
**Total	\$ 10,025,631	\$ 849,368	\$ 8,346,050	\$ 695,504

Total Claims Paid / Relation

	**Current Month	**PTD 10/06 - 09/07
Employee	\$ 396,077	\$ 6,576,243
Spouse	\$ 52,078	\$ 1,656,665
Child	\$ 60,153	\$ 1,792,723
Total	\$ 508,308	\$ 10,025,631

Average / Month Comparison w/o Rx.

Month Ending:	September-07	September-06
Gross Billed	\$ 2.8 mil.	\$ 2.3 mil.
Allowed	\$ 929 thous.	\$ 772 thous.
Savings	\$ 1.9 mil.	\$ 1.5 mil.
Paid	\$ 683 thous.	\$ 548 thous.

Total Dollars Paid Comparison Plan vs Fiscal Periods

Paid Period	Months	Amount Paid
**Current Fiscal Year Oct-06 to Sep-07	12 months	\$ 10,025,631
^^Prior Fiscal Year Oct-05 to Sep-06	12 months	\$ 8,346,050
^^Prior Fiscal Year Oct-04 to Sep-05	12 months	\$ 11,036,467

++Aggregate Attachment

**MEDICAL - YTD Claims Experience	\$ 6,874,654
MEDICAL - YTD%	68%
DENTAL - YTD Claims Experience	\$ 601,543
DENTAL - YTD%	93%

++ Reinsurance Specific Deductible \$225,000

Met and/or exceeded 50% of deductible.		
Running Total	Diagnosis	Deductible
\$ 161,048.80	Malignant Neoplasm - Breast / Chemotherapy	\$225,000
\$ 204,374.50	Chronic Skin Ulcer / Bone Infection / Diabetes	\$225,000
Met and/or exceeded 100% of deductible		
Running Total	Diagnosis	Deductible
\$ 592,721.86	Malignant Neoplasm - Liver, Rectosigmoid	\$225,000
\$ 275,685.50	Malignant Neoplasm - Breast	\$225,000
\$ 236,218.76	Lymphatic and Hematopoietic Tissues / Septicemia	\$225,000
\$ 301,892.21	Malignant Neoplasm - Kidney	\$225,000
\$ 350,748.89	Twin Mate / Extreme Immaturity	\$225,000
\$ 466,456.80	Twin Mate / Extreme Immaturity	\$225,000
\$ 335,762.88	Multiple Myeloma / Backache	\$225,000

Large Dollar Cases paid in current reporting month (benchmark \$30,000)

Total Paid	Diagnosis Description	Date of Service	Provider	Paid to Provider
\$ 54,705	Malignant Neoplasm - Rectosigmoid / Chemotherapy	07/25/07-07/31/07	MD Anderson	\$ 50,472.21
\$ 79,939	Acute Myocardial Infarction / Respiratory Failure	08/18/07-08/26/07	Sierra Medical Center	\$ 69,377.15
\$ 134,644				

† Detailed Information can be found on the standard month end reports.

* The data presented on this page does not reflect administrative fees. It only reflects total claim dollars paid by health plan.

This executive summary does not reflect claim costs for County Supplemental Plan.

++ Specific Stop Loss Summary

Incurring	**Summary Totals	Claimant Count	Received	**Pending
2006	\$ 15,480.09	1	\$ 15,480.09	\$ -
2007	\$ 984,486.90	7	\$ 397,723.41	\$ 586,763.49

++ All Reinsurance table illustrations are based upon the Reinsurance contract period.

** Summary Totals and Pending Amounts are subject to change depending on reinsurance ineligible amounts

Month End Report

Contact: Adriana Aceves, Data Management Analyst
ForeSight TPA

**COUNTY OF EL PASO
ACTIVE EMPLOYEES - BASIC PLAN
MEDICAL CLAIMS 10/01/06 - 09/30/07
WITH PRESCRIPTIONS**

*Prescription figure updated received pending information from PBM-Aetna.

-Prescription figure not reflected due to pending information from PBM-Aetna; once information received data will be updated accordingly.

Paid Month	Employee		Spouse		Dependent		TOTAL	
	Member Count	Claims Paid	Member Count	Claims Paid	Member Count	Claims Paid	Members	Claims Paid
*Oct-06	466	\$ 30,251.16	33	\$ 6,610.44	133	\$ 4,326.87	632	\$ 41,188.47
*Nov-06	395	\$ 58,582.31	22	\$ 20,284.31	108	\$ 516.56	525	\$ 79,383.18
*Dec-06	403	\$ 39,668.15	21	\$ 36,827.98	108	\$ 958.50	532	\$ 77,454.63
*Jan-07	409	\$ 20,784.38	26	\$ 3,989.54	112	\$ 2,080.33	547	\$ 26,854.25
*Feb-07	412	\$ 38,679.29	26	\$ 1,225.49	109	\$ 2,360.08	547	\$ 42,264.86
*Mar-07	417	\$ 23,701.70	25	\$ 3,585.94	110	\$ 5,520.23	552	\$ 32,807.87
*Apr-07	421	\$ 27,258.51	24	\$ 5,069.86	118	\$ 4,425.40	563	\$ 36,753.77
*May-07	423	\$ 39,953.11	25	\$ 1,858.08	124	\$ 2,289.32	572	\$ 44,100.51
*Jun-07	429	\$ 25,896.17	28	\$ 1,027.36	121	\$ 6,257.15	578	\$ 33,180.68
*Jul-07	418	\$ 24,233.35	28	\$ 7,597.60	118	\$ 5,251.30	564	\$ 37,082.25
*Aug-07	425	\$ 52,516.66	28	\$ 2,338.79	118	\$ 3,348.79	571	\$ 58,204.24
~Sep-07	421	\$ 15,446.73	25	\$ 992.03	118	\$ 3,581.94	564	\$ 20,020.70

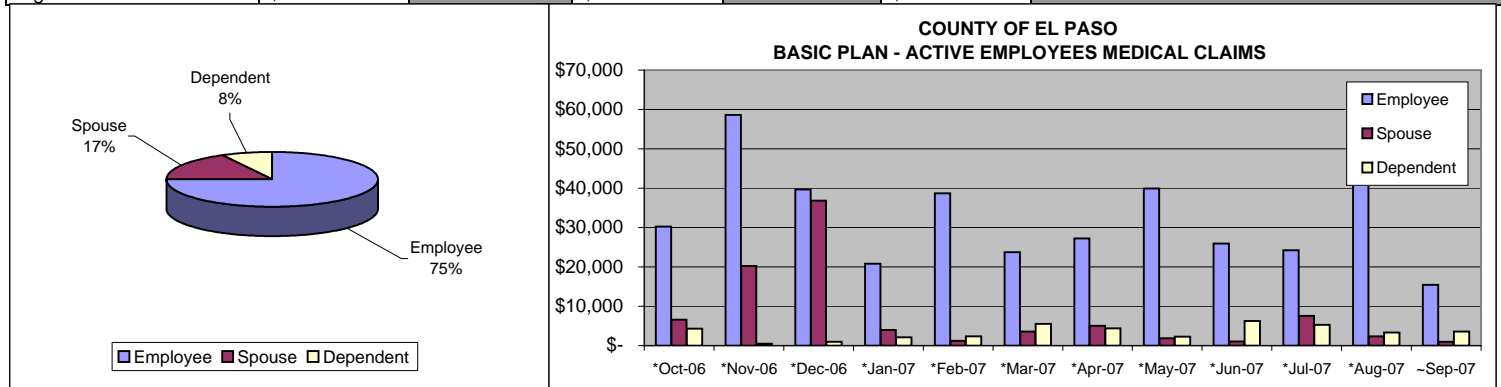
Gross Claims		\$ 396,971.52		\$ 91,407.42		\$ 40,916.47		\$ 529,295.41
--------------	--	---------------	--	--------------	--	--------------	--	---------------

**Stop Loss		\$ -		\$ -		\$ -		\$ -
-------------	--	------	--	------	--	------	--	------

Net Claims		\$ 396,971.52		\$ 91,407.42		\$ 40,916.47		\$ 529,295.41
------------	--	---------------	--	--------------	--	--------------	--	---------------

Average Member Count		420		26		116		
----------------------	--	-----	--	----	--	-----	--	--

Avg. Member Cost/Month		\$ 78.78		\$ 293.91		\$ 29.29		
------------------------	--	----------	--	-----------	--	----------	--	--



**Reimbursed Amount

**COUNTY OF EL PASO
ACTIVE EMPLOYEES - BUYUP PLAN
MEDICAL CLAIMS 10/01/06 - 09/30/07
WITH PRESCRIPTIONS**

*Prescription figure updated received pending information from PBM-Aetna.

~Prescription figure not reflected due to pending information from PBM-Aetna; once information received data will be updated accordingly.

Paid Month	Employee		Spouse		Dependent		TOTAL	
	Member Count	Claims Paid	Member Count	Claims Paid	Member Count	Claims Paid	Members	Claims Paid
*Oct-06	829	\$ 197,847.63	139	\$ 40,663.41	409	\$ 31,170.12	1,377	\$ 269,681.16
*Nov-06	898	\$ 244,436.03	151	\$ 136,519.65	428	\$ 51,618.67	1,477	\$ 432,574.35
*Dec-06	896	\$ 222,514.49	151	\$ 54,399.81	426	\$ 47,171.25	1,473	\$ 324,085.55
*Jan-07	913	\$ 330,191.21	157	\$ 67,393.86	419	\$ 28,417.51	1,489	\$ 426,002.58
*Feb-07	914	\$ 298,911.72	154	\$ 49,819.02	421	\$ 60,046.06	1,489	\$ 408,776.80
*Mar-07	920	\$ 199,147.75	154	\$ 54,577.36	420	\$ 24,618.76	1,494	\$ 278,343.87
*Apr-07	919	\$ 565,953.24	156	\$ 194,759.53	425	\$ 184,573.18	1,500	\$ 945,285.95
*May-07	934	\$ 296,995.44	154	\$ 213,883.38	432	\$ 79,147.42	1,520	\$ 590,026.24
*Jun-07	925	\$ 468,159.68	151	\$ 88,959.29	431	\$ 306,646.15	1,507	\$ 863,765.12
*Jul-07	926	\$ 531,595.36	147	\$ 66,611.94	437	\$ 373,728.97	1,510	\$ 971,936.27
*Aug-07	935	\$ 306,258.45	150	\$ 150,141.01	443	\$ 48,949.97	1,528	\$ 505,349.43
~Sep-07	946	\$ 257,180.48	152	\$ 25,991.53	447	\$ 25,370.13	1,545	\$ 308,542.14

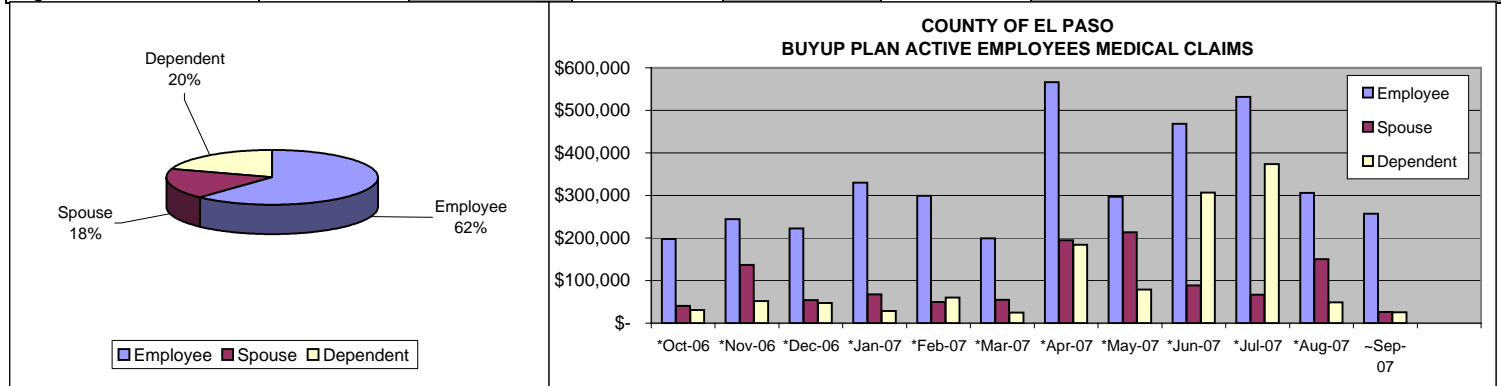
Gross Claims		\$ 3,919,191.48		\$ 1,143,719.79		\$ 1,261,458.19		\$ 6,324,369.46
--------------	--	-----------------	--	-----------------	--	-----------------	--	-----------------

**Stop Loss		\$ -		\$ -		\$ 347,971.30		\$ 347,971.30
-------------	--	------	--	------	--	---------------	--	---------------

Net Claims		\$ 3,919,191.48		\$ 1,143,719.79		\$ 913,486.89		\$ 5,976,398.16
------------	--	-----------------	--	-----------------	--	---------------	--	-----------------

Average Member Count		913		151		428		
----------------------	--	-----	--	-----	--	-----	--	--

Avg. Member Cost/Month	\$	357.75	\$	629.80	\$	177.79		
------------------------	----	--------	----	--------	----	--------	--	--



**Reimbursed Amount

COUNTY OF EL PASO
COBRA EMPLOYEES (NON-UNIFORM) - BASIC PLAN
MEDICAL CLAIMS 10/01/06 - 09/30/07
WITH PRESCRIPTIONS

*Prescription figure updated received pending information from PBM-Aetna.

~Prescription figure not reflected due to pending information from PBM-Aetna, once information is received the data will be updated accordingly.

Paid Month	Employee		Spouse		Dependent		TOTAL	
	Member Count	Claims Paid	Member Count	Claims Paid	Member Count	Claims Paid	Members	Claims Paid
*Oct-06	1	\$ (104.88)	2	\$ 619.48	1	\$ 145.34	4	\$ 659.94
*Nov-06	1	\$ 169.60	2	\$ 1,694.92	1	\$ 24.17	4	\$ 1,888.69
*Dec-06	1	\$ 197.11	2	\$ 2,875.28	1	\$ 115.00	4	\$ 3,187.39
*Jan-07	0	\$ 613.05	2	\$ 45.57	0	\$ -	2	\$ 658.62
*Feb-07	0	\$ 177.65	2	\$ 1,960.45	0	\$ -	2	\$ 2,138.10
*Mar-07	0	\$ 83.21	2	\$ 1,254.43	0	\$ -	2	\$ 1,337.64
*Apr-07	0	\$ 123.31	1	\$ 152.11	0	\$ -	1	\$ 275.42
*May-07	0	\$ 184.39	1	\$ 67.61	0	\$ -	1	\$ 252.00
*Jun-07	0	\$ 172.54	0	\$ -	0	\$ -	0	\$ 172.54
*Jul-07	0	\$ 90.83	0	\$ -	0	\$ -	0	\$ 90.83
*Aug-07	0	\$ 153.05	0	\$ -	0	\$ -	0	\$ 153.05
~Sep-07	0	\$ -	0	\$ -	0	\$ -	0	\$ -

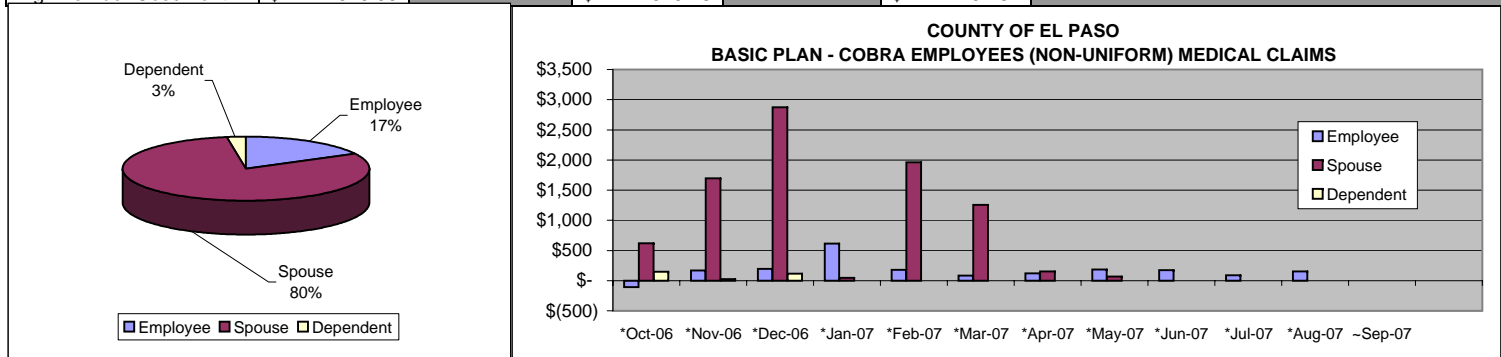
Gross Claims	\$ 1,859.86	\$ 8,669.85	\$ 284.51	\$ 10,814.22
--------------	-------------	-------------	-----------	--------------

**Stop Loss	\$ -	\$ -	\$ -	\$ -
-------------	------	------	------	------

Net Claims	\$ 1,859.86	\$ 8,669.85	\$ 284.51	\$ 10,814.22
------------	-------------	-------------	-----------	--------------

Average Member Count	0	1	0	
----------------------	---	---	---	--

Avg. Member Cost/Month	\$ 619.95	\$ 619.28	\$ 94.84	
------------------------	-----------	-----------	----------	--



**Reimbursed Amount

**COUNTY OF EL PASO
COBRA EMPLOYEES (NON-UNIFORM) - BUYUP PLAN
MEDICAL CLAIMS 10/01/06 - 09/30/07
WITH PRESCRIPTIONS**

*Prescription figure updated received pending information from PBM-Aetna.

~Prescription figure not reflected due to pending information from PBM-Aetna, once information is received the data will be updated accordingly.

Paid Month	Employee		Spouse		Dependent		TOTAL	
	Member Count	Claims Paid	Member Count	Claims Paid	Member Count	Claims Paid	Members	Claims Paid
*Oct-06	5	\$ 314.08	0	\$ -	2	\$ -	7	\$ 314.08
*Nov-06	5	\$ 476.13	0	\$ -	2	\$ -	7	\$ 476.13
*Dec-06	4	\$ 1,392.04	0	\$ -	2	\$ 137.72	6	\$ 1,529.76
*Jan-07	7	\$ 189.64	1	\$ -	2	\$ -	10	\$ 189.64
*Feb-07	8	\$ 1,093.68	0	\$ -	5	\$ 169.21	13	\$ 1,262.89
*Mar-07	8	\$ 2,050.34	1	\$ -	5	\$ -	14	\$ 2,050.34
*Apr-07	8	\$ 2,672.23	1	\$ -	2	\$ 72.61	11	\$ 2,744.84
*May-07	7	\$ 4,040.27	1	\$ -	0	\$ -	8	\$ 4,040.27
*Jun-07	8	\$ 20,592.18	1	\$ -	2	\$ -	11	\$ 20,592.18
*Jul-07	8	\$ 9,017.99	1	\$ -	0	\$ -	9	\$ 9,017.99
*Aug-07	9	\$ 10,425.52	1	\$ -	2	\$ 245.57	12	\$ 10,671.09
~Sep-07	7	\$ 97.74	1	\$ -	2	\$ -	10	\$ 97.74

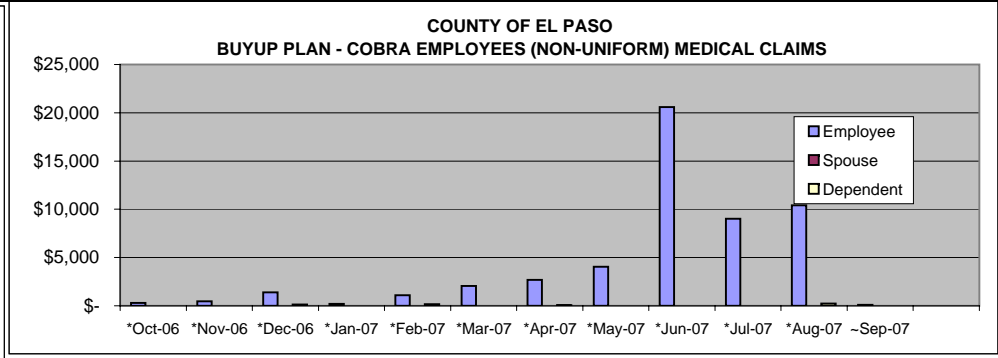
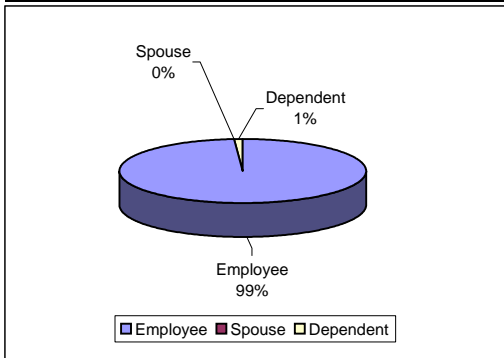
Gross Claims	\$ 52,361.84	\$ -	\$ 625.11	\$ 52,986.95
--------------	--------------	------	-----------	--------------

**Stop Loss	\$ -	\$ -	\$ -	\$ -
-------------	------	------	------	------

Net Claims	\$ 52,361.84	\$ -	\$ 625.11	\$ 52,986.95
------------	--------------	------	-----------	--------------

Average Member Count	7	1	2
----------------------	---	---	---

Avg. Member Cost/Month	\$ 623.36	\$ -	\$ 24.04
------------------------	-----------	------	----------



**Reimbursed Amount

**COUNTY OF EL PASO
SHERIFF EMPLOYEES - BASIC PLAN
MEDICAL CLAIMS 10/01/06 - 09/30/07
WITH PRESCRIPTIONS**

*Prescription figure updated received pending information from PBM-Aetna.

~Prescription figure not reflected due to pending information from PBM-Aetna; once information received data will be updated accordingly.

Paid Month	Employee		Spouse		Dependent		TOTAL	
	Member Count	Claims Paid	Member Count	Claims Paid	Member Count	Claims Paid	Members	Claims Paid
*Oct-06	283	\$ 14,228.88	37	\$ 5,118.44	143	\$ 3,889.85	463	\$ 23,237.17
*Nov-06	242	\$ 9,280.76	26	\$ 5,382.61	110	\$ 6,956.18	378	\$ 21,619.55
*Dec-06	239	\$ 13,549.19	25	\$ 4,657.14	102	\$ 3,051.40	366	\$ 21,257.73
*Jan-07	244	\$ 7,527.75	25	\$ 4,174.19	91	\$ 7,072.00	360	\$ 18,773.94
*Feb-07	247	\$ 6,587.38	24	\$ 2,150.59	95	\$ 36,144.23	366	\$ 44,882.20
*Mar-07	246	\$ 8,409.14	23	\$ 6,351.94	95	\$ 3,644.26	364	\$ 18,405.34
*Apr-07	243	\$ 12,552.39	21	\$ 11,662.32	95	\$ 41,393.50	359	\$ 65,608.21
*May-07	239	\$ 17,378.49	21	\$ 2,908.08	96	\$ 9,031.94	356	\$ 29,318.51
*Jun-07	236	\$ 8,810.97	21	\$ 4,168.10	97	\$ 5,852.42	354	\$ 18,831.49
*Jul-07	236	\$ 12,238.98	20	\$ 2,564.64	100	\$ 1,095.48	356	\$ 15,899.10
*Aug-07	236	\$ 13,299.51	20	\$ 873.19	100	\$ 2,594.61	356	\$ 16,767.31
~Sep-07	235	\$ 5,364.38	20	\$ 569.87	101	\$ 564.97	356	\$ 6,499.22

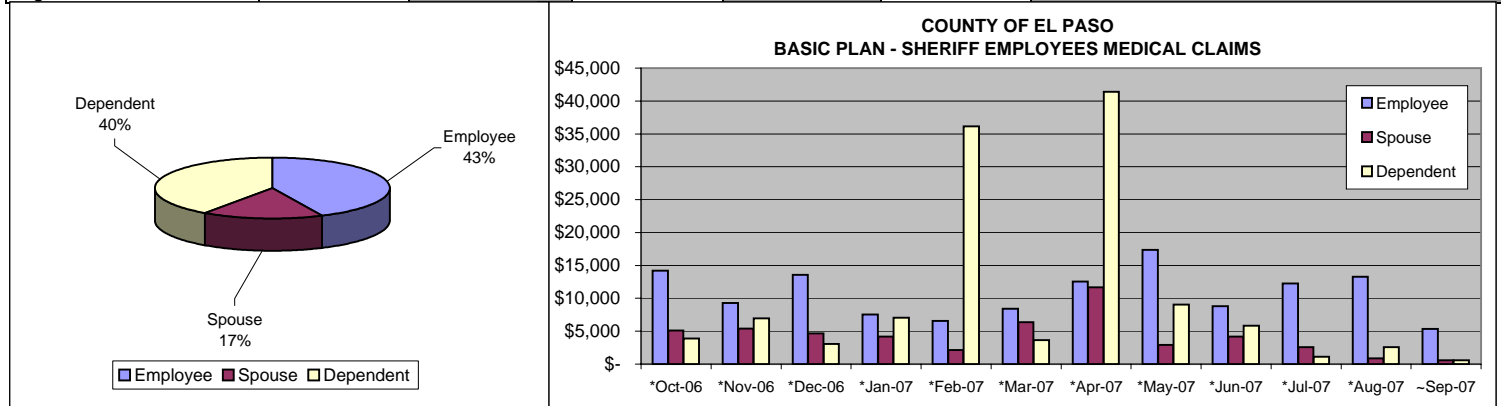
Gross Claims	\$ 129,227.82	\$ 50,581.11	\$ 121,290.84	\$ 301,099.77
--------------	---------------	--------------	---------------	---------------

**Stop Loss	\$ -	\$ -	\$ -	\$ -
-------------	------	------	------	------

Net Claims	\$ 129,227.82	\$ 50,581.11	\$ 121,290.84	\$ 301,099.77
------------	---------------	--------------	---------------	---------------

Average Member Count	244	24	102
----------------------	-----	----	-----

Avg. Member Cost/Month	\$ 44.17	\$ 178.73	\$ 99.01
------------------------	----------	-----------	----------



**Reimbursed Amount

**COUNTY OF EL PASO
SHERIFF EMPLOYEES - BUYUP PLAN
MEDICAL CLAIMS 10/01/06 - 09/30/07
WITH PRESCRIPTIONS**

*Prescription figure updated received pending information from PBM-Aetna.

~Prescription figure not reflected due to pending information from PBM-Aetna; once information received data will be updated accordingly.

Paid Month	Employee		Spouse		Dependent		TOTAL	
	Member Count	Claims Paid	Member Count	Claims Paid	Member Count	Claims Paid	Members	Claims Paid
*Oct-06	450	\$ 60,847.58	94	\$ 9,651.34	413	\$ 15,071.78	957	\$ 85,570.70
*Nov-06	507	\$ 74,209.69	108	\$ 13,545.13	451	\$ 23,233.29	1,066	\$ 110,988.11
*Dec-06	506	\$ 55,896.55	108	\$ 10,144.29	449	\$ 21,105.02	1,063	\$ 87,145.86
*Jan-07	516	\$ 97,908.62	111	\$ 14,992.60	458	\$ 13,918.74	1,085	\$ 126,819.96
*Feb-07	516	\$ 71,330.24	109	\$ 17,330.45	457	\$ 24,404.60	1,082	\$ 113,065.29
*Mar-07	515	\$ 114,361.85	111	\$ 11,497.71	458	\$ 26,419.08	1,084	\$ 152,278.64
*Apr-07	514	\$ 113,642.83	113	\$ 16,662.91	465	\$ 38,837.85	1,092	\$ 169,143.59
*May-07	522	\$ 197,293.70	113	\$ 22,664.27	473	\$ 28,114.54	1,108	\$ 248,072.51
*Jun-07	518	\$ 222,899.58	109	\$ 17,412.09	464	\$ 19,499.61	1,091	\$ 259,811.28
*Jul-07	513	\$ 112,133.92	109	\$ 30,154.80	464	\$ 17,423.19	1,086	\$ 159,711.91
*Aug-07	509	\$ 144,922.18	109	\$ 27,166.02	464	\$ 22,019.53	1,082	\$ 194,107.73
~Sep-07	504	\$ 90,361.71	104	\$ 19,593.73	461	\$ 23,417.72	1,069	\$ 133,373.16

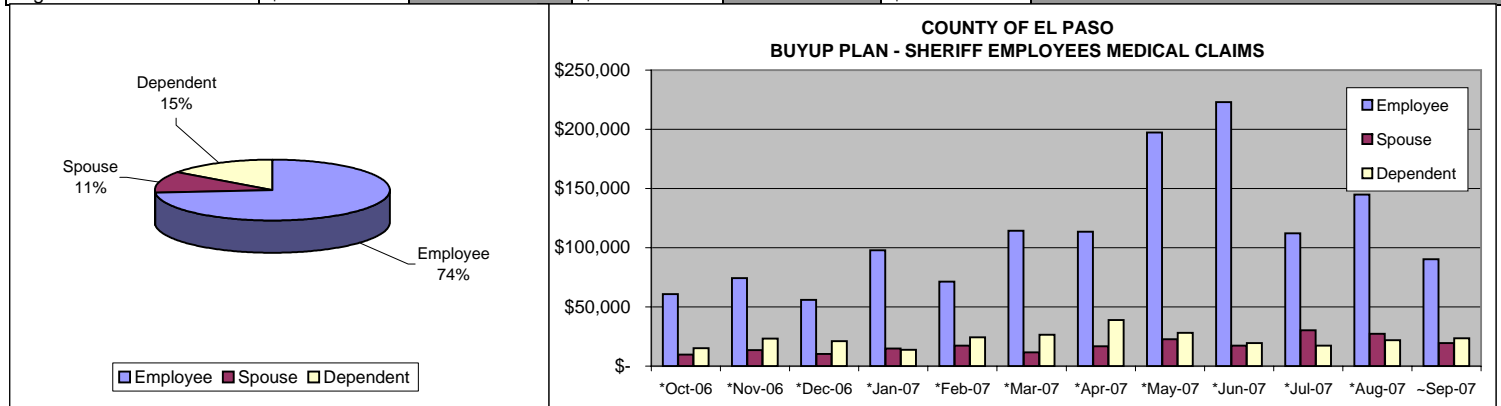
Gross Claims		\$ 1,355,808.45		\$ 210,815.34		\$ 273,464.95		\$ 1,840,088.74
--------------	--	-----------------	--	---------------	--	---------------	--	-----------------

**Stop Loss		\$ -		\$ -		\$ -		\$ -
-------------	--	------	--	------	--	------	--	------

Net Claims		\$ 1,355,808.45		\$ 210,815.34		\$ 273,464.95		\$ 1,840,088.74
------------	--	-----------------	--	---------------	--	---------------	--	-----------------

Average Member Count		508		108		456		
----------------------	--	-----	--	-----	--	-----	--	--

Avg. Member Cost/Month		\$ 222.63		\$ 162.42		\$ 49.93		
------------------------	--	-----------	--	-----------	--	----------	--	--



**Reimbursed Amount

COUNTY OF EL PASO
COBRA EMPLOYEES (UNIFORM) - BASIC PLAN
MEDICAL CLAIMS 10/01/06 - 09/30/07
WITH PRESCRIPTIONS

*Prescription figure updated received pending information from PBM-Aetna.

~Prescription figure not reflected due to pending information from PBM-Aetna, once information is received the data will be updated accordingly.

Paid Month	Employee		Spouse		Dependent		TOTAL	
	Member Count	Claims Paid	Member Count	Claims Paid	Member Count	Claims Paid	Members	Claims Paid
*Oct-06	0	\$ -	0	\$ -	0	\$ -	0	\$ -
*Nov-06	0	\$ -	0	\$ -	0	\$ -	0	\$ -
*Dec-06	0	\$ -	0	\$ 23.80	0	\$ -	0	\$ 23.80
*Jan-07	0	\$ -	0	\$ -	0	\$ -	0	\$ -
*Feb-07	0	\$ -	0	\$ -	0	\$ -	0	\$ -
*Mar-07	0	\$ -	0	\$ -	0	\$ -	0	\$ -
*Apr-07	0	\$ -	0	\$ -	0	\$ -	0	\$ -
*May-07	0	\$ -	0	\$ -	0	\$ -	0	\$ -
*Jun-07	0	\$ -	0	\$ 1,228.00	0	\$ -	0	\$ 1,228.00
*Jul-07	0	\$ -	0	\$ -	0	\$ -	0	\$ -
*Aug-07	0	\$ -	0	\$ -	0	\$ -	0	\$ -
~Sep-07	0	\$ -	0	\$ (306.40)	0	\$ -	0	\$ (306.40)

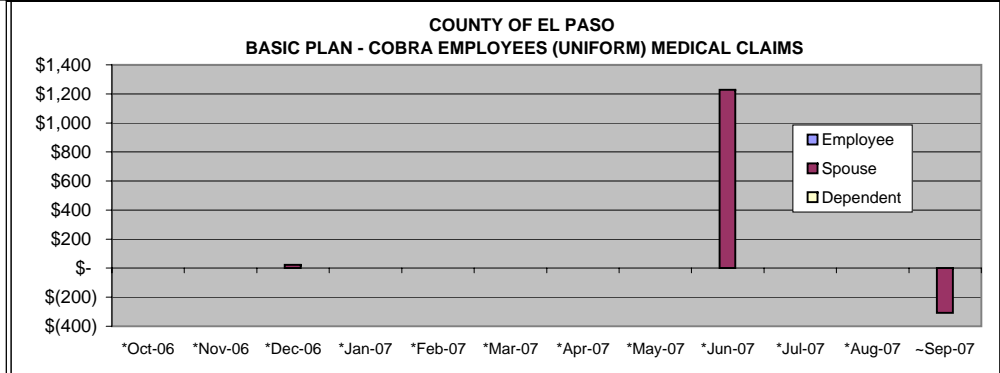
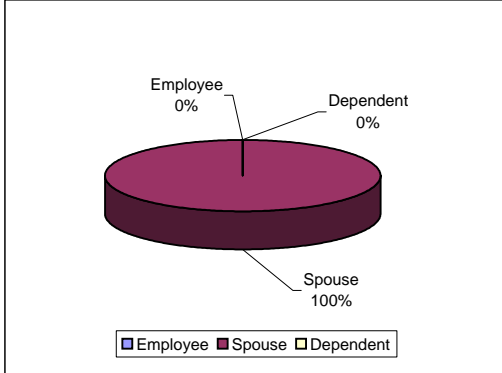
Gross Claims	\$ -	\$ 945.40	\$ -	\$ 945.40
--------------	------	-----------	------	-----------

**Stop Loss	\$ -	\$ -	\$ -	\$ -
-------------	------	------	------	------

Net Claims	\$ -	\$ 945.40	\$ -	\$ 945.40
------------	------	-----------	------	-----------

Average Member Count	0	0	0	0
----------------------	---	---	---	---

Avg. Member Cost/Month	\$ -	\$ -	\$ -	\$ -
------------------------	------	------	------	------



**Reimbursed Amount

**COUNTY OF EL PASO
COBRA EMPLOYEES (UNIFORM) - BUYUP PLAN
MEDICAL CLAIMS 10/01/06 - 09/30/07
WITH PRESCRIPTIONS**

*Prescription figure updated received pending information from PBM-Aetna.

~Prescription figure not reflected due to pending information from PBM-Aetna, once information is received the data will be updated accordingly.

Paid Month	Employee		Spouse		Dependent		TOTAL	
	Member Count	Claims Paid	Member Count	Claims Paid	Member Count	Claims Paid	Members	Claims Paid
*Oct-06	1	\$ 332.74	1	\$ 2,470.46	2	\$ -	4	\$ 2,803.20
*Nov-06	0	\$ 479.51	0	\$ 2,199.07	0	\$ 211.42	0	\$ 2,890.00
*Dec-06	0	\$ 182.87	0	\$ 77.00	0	\$ -	0	\$ 259.87
*Jan-07	0	\$ 567.07	0	\$ 238.35	0	\$ -	0	\$ 805.42
*Feb-07	0	\$ 352.76	0	\$ -	0	\$ -	0	\$ 352.76
*Mar-07	0	\$ 477.30	0	\$ -	0	\$ 156.91	0	\$ 634.21
*Apr-07	0	\$ -	0	\$ (4,334.40)	0	\$ -	0	\$ (4,334.40)
*May-07	0	\$ -	0	\$ 7,811.62	0	\$ -	0	\$ 7,811.62
*Jun-07	0	\$ -	0	\$ 72.00	0	\$ -	0	\$ 72.00
*Jul-07	0	\$ -	0	\$ -	0	\$ -	0	\$ -
*Aug-07	0	\$ -	0	\$ -	0	\$ -	0	\$ -
~Sep-07	0	\$ -	0	\$ 306.40	0	\$ -	0	\$ 306.40

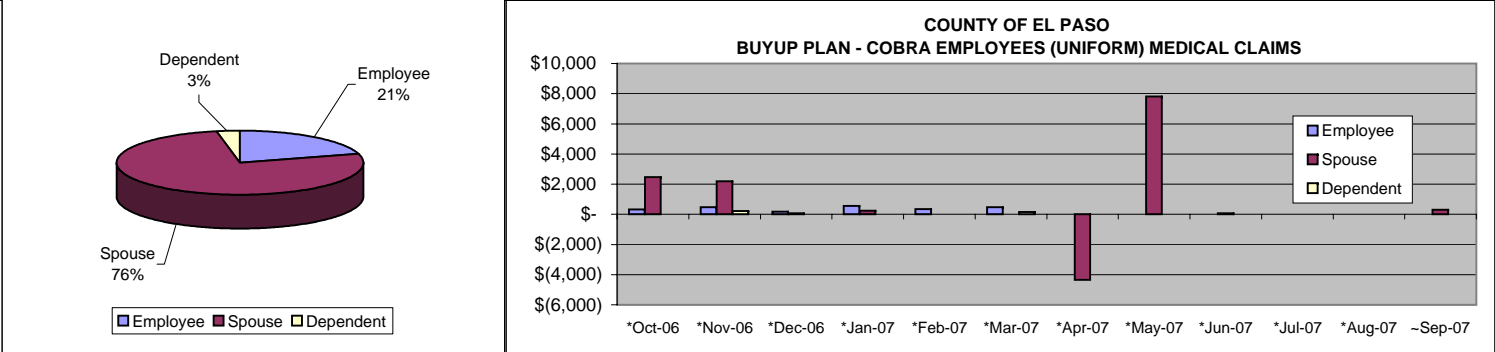
Gross Claims	\$ 2,392.25	\$ 8,840.50	\$ 368.33	\$ 11,601.08
--------------	-------------	-------------	-----------	--------------

**Stop Loss	\$ -	\$ -	\$ -	\$ -
-------------	------	------	------	------

Net Claims	\$ 2,392.25	\$ 8,840.50	\$ 368.33	\$ 11,601.08
------------	-------------	-------------	-----------	--------------

Average Member Count	0	0	0	
----------------------	---	---	---	--

Avg. Member Cost/Month	\$ 2,392.25	\$ 8,840.50	\$ 184.17	
------------------------	-------------	-------------	-----------	--



**Reimbursed Amount

**COUNTY OF EL PASO
 RETIREES EMPLOYEES - BASIC PLAN
 MEDICAL CLAIMS 10/01/06 - 09/30/07
 WITH PRESCRIPTIONS**

*Prescription figure updated received pending information from PBM-Aetna.

~Prescription figure not reflected due to pending information from PBM-Aetna, once information is received the data will be updated accordingly.

Paid Month	Employee		Spouse		Dependent		TOTAL	
	Member Count	Claims Paid	Member Count	Claims Paid	Member Count	Claims Paid	Members	Claims Paid
*Oct-06	9	\$ 1,842.70	1	\$ 94.92	1	\$ -	11	\$ 1,937.62
*Nov-06	9	\$ 558.81	1	\$ 12.33	1	\$ 84.42	11	\$ 655.56
*Dec-06	9	\$ 386.63	1	\$ 77.71	1	\$ -	11	\$ 464.34
*Jan-07	7	\$ 514.64	1	\$ -	1	\$ -	9	\$ 514.64
*Feb-07	7	\$ 1,314.50	1	\$ 3.56	1	\$ 24.17	9	\$ 1,342.23
*Mar-07	7	\$ 317.24	1	\$ 38.23	1	\$ -	9	\$ 355.47
*Apr-07	7	\$ 613.18	1	\$ 297.70	1	\$ -	9	\$ 910.88
*May-07	7	\$ 1,122.80	1	\$ 67.00	1	\$ -	9	\$ 1,189.80
*Jun-07	7	\$ 120.02	1	\$ 6.38	1	\$ -	9	\$ 126.40
*Jul-07	7	\$ 105.09	1	\$ -	1	\$ 129.36	9	\$ 234.45
*Aug-07	7	\$ 1,078.74	1	\$ 58.06	1	\$ 69.11	9	\$ 1,205.91
~Sep-07	7	\$ 21.96	1	\$ 234.56	1	\$ 5.99	9	\$ 262.51

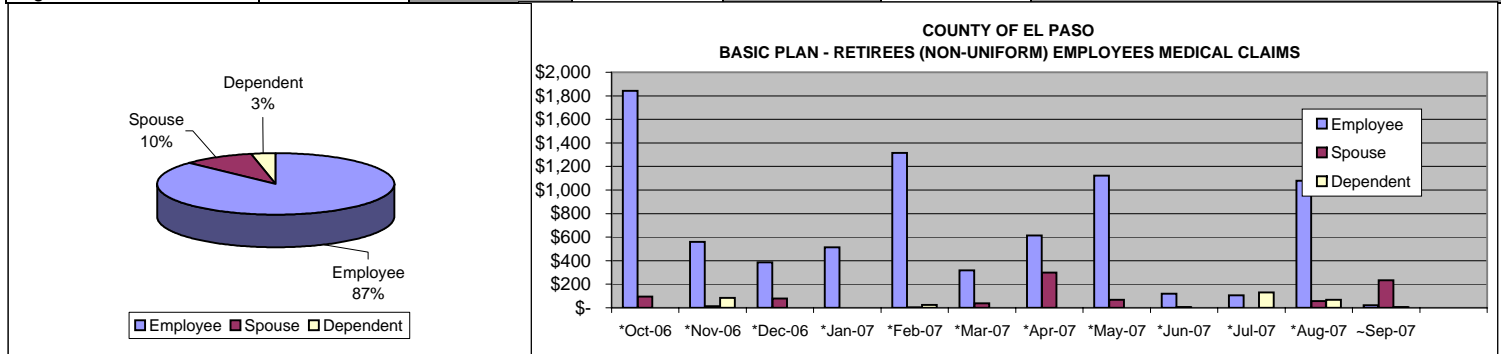
Gross Claims	\$ 7,996.31	\$ 890.45	\$ 313.05	\$ 9,199.81
--------------	-------------	-----------	-----------	-------------

**Stop Loss	\$ -	\$ -	\$ -	\$ -
-------------	------	------	------	------

Net Claims	\$ 7,996.31	\$ 890.45	\$ 313.05	\$ 9,199.81
------------	-------------	-----------	-----------	-------------

Average Member Count	8	1	1	
----------------------	---	---	---	--

Avg. Member Cost/Month	\$ 88.85	\$ 74.20	\$ 26.09	
------------------------	----------	----------	----------	--



**Reimbursed Amount

**COUNTY OF EL PASO
 RETIREES EMPLOYEES - BUYUP PLAN
 MEDICAL CLAIMS 10/01/06 - 09/30/07
 WITH PRESCRIPTIONS**

*Prescription figure updated received pending information from PBM-Aetna.

~Prescription figure not reflected due to pending information from PBM-Aetna, once information is received the data will be updated accordingly.

Paid Month	Employee		Spouse		Dependent		TOTAL	
	Member Count	Claims Paid	Member Count	Claims Paid	Member Count	Claims Paid	Members	Claims Paid
*Oct-06	64	\$ 18,448.12	23	\$ 4,713.77	0	\$ -	87	\$ 23,161.89
*Nov-06	64	\$ 21,829.32	23	\$ 5,354.25	0	\$ -	87	\$ 27,183.57
*Dec-06	63	\$ 23,441.15	22	\$ 7,121.52	0	\$ -	85	\$ 30,562.67
*Jan-07	66	\$ 19,347.58	22	\$ 9,039.69	0	\$ -	88	\$ 28,387.27
*Feb-07	68	\$ 24,245.31	22	\$ 4,021.74	0	\$ -	90	\$ 28,267.05
*Mar-07	68	\$ 32,264.68	22	\$ 6,283.26	0	\$ -	90	\$ 38,547.94
*Apr-07	68	\$ 39,884.49	22	\$ 4,241.08	0	\$ -	90	\$ 44,125.57
*May-07	66	\$ 32,809.91	22	\$ 4,511.79	0	\$ -	88	\$ 37,321.70
*Jun-07	65	\$ 22,905.09	21	\$ 5,662.32	0	\$ -	86	\$ 28,567.41
*Jul-07	65	\$ 17,167.15	20	\$ 1,978.59	0	\$ -	85	\$ 19,145.74
*Aug-07	65	\$ 37,552.47	20	\$ 4,855.96	0	\$ -	85	\$ 42,408.43
~Sep-07	65	\$ 3,568.54	20	\$ 330.95	0	\$ -	85	\$ 3,899.49

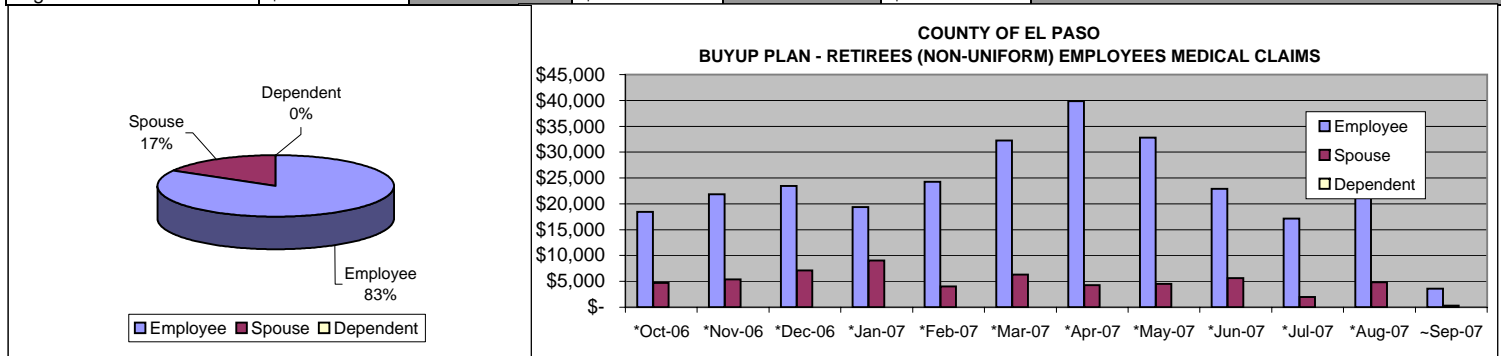
Gross Claims	\$ 293,463.81	\$ 58,114.92	\$ -	\$ 351,578.73
--------------	---------------	--------------	------	---------------

**Stop Loss	\$ -	\$ -	\$ -	\$ -
-------------	------	------	------	------

Net Claims	\$ 293,463.81	\$ 58,114.92	\$ -	\$ 351,578.73
------------	---------------	--------------	------	---------------

Average Member Count	66	22	0
----------------------	----	----	---

Avg. Member Cost/Month	\$ 372.89	\$ 224.38	\$ -
------------------------	-----------	-----------	------



**Reimbursed Amount

COUNTY OF EL PASO
RETIREES EMPLOYEES (without Medicare) - BASIC PLAN
MEDICAL CLAIMS 10/01/06 - 09/30/07
WITH PRESCRIPTIONS

*Prescription figure updated received pending information from PBM-Aetna.

~Prescription figure not reflected due to pending information from PBM-Aetna, once information is received the data will be updated accordingly.

Paid Month	Employee		Spouse		Dependent		TOTAL	
	Member Count	Claims Paid	Member Count	Claims Paid	Member Count	Claims Paid	Members	Claims Paid
*Oct-06	4	\$ 10,783.81	1	\$ 1,426.28	0	\$ -	5	\$ 12,210.09
*Nov-06	4	\$ 4,137.10	1	\$ 37.13	0	\$ -	5	\$ 4,174.23
*Dec-06	6	\$ 19,310.45	2	\$ 1,426.82	0	\$ -	8	\$ 20,737.27
*Jan-07	6	\$ 1,112.35	2	\$ 0.27	0	\$ -	8	\$ 1,112.62
*Feb-07	5	\$ 16,874.69	1	\$ 1,447.96	0	\$ -	6	\$ 18,322.65
*Mar-07	4	\$ 825.78	1	\$ 1,322.46	0	\$ -	5	\$ 2,148.24
*Apr-07	4	\$ 965.05	1	\$ 1,499.64	0	\$ -	5	\$ 2,464.69
*May-07	5	\$ 2,866.17	1	\$ 1,920.64	0	\$ -	6	\$ 4,786.81
*Jun-07	5	\$ 2,071.52	1	\$ 2,041.71	0	\$ -	6	\$ 4,113.23
*Jul-07	5	\$ 2,180.09	1	\$ 1,499.64	0	\$ -	6	\$ 3,679.73
*Aug-07	5	\$ 972.44	1	\$ 1,441.03	0	\$ -	6	\$ 2,413.47
~Sep-07	5	\$ 262.01	1	\$ -	0	\$ -	6	\$ 262.01

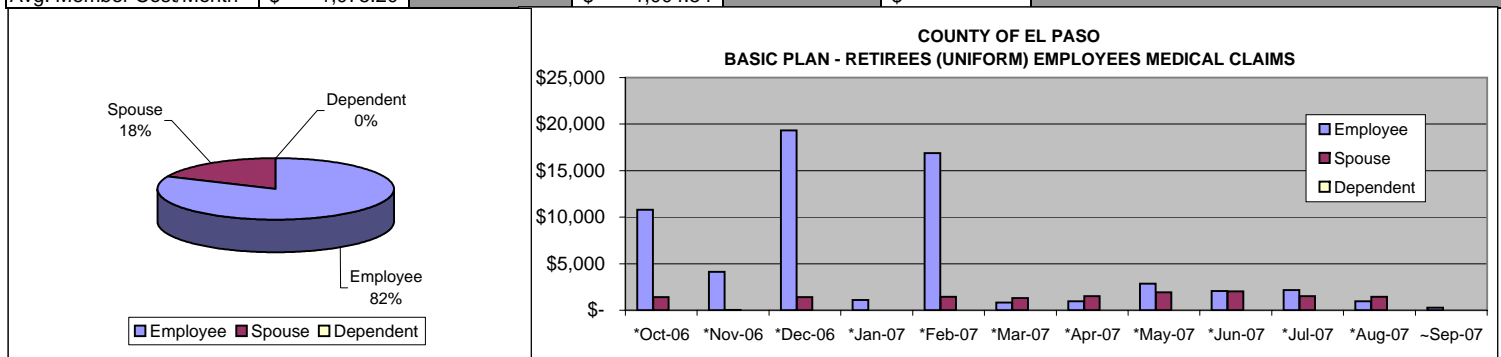
Gross Claims	\$ 62,361.46	\$ 14,063.58	\$ -	\$ 76,425.04
--------------	--------------	--------------	------	--------------

**Stop Loss	\$ -	\$ -	\$ -	\$ -
-------------	------	------	------	------

Net Claims	\$ 62,361.46	\$ 14,063.58	\$ -	\$ 76,425.04
------------	--------------	--------------	------	--------------

Average Member Count	5	1	0
----------------------	---	---	---

Avg. Member Cost/Month	\$ 1,075.20	\$ 1,004.54	\$ -
------------------------	-------------	-------------	------



**Reimbursed Amount

**COUNTY OF EL PASO
 RETIREES EMPLOYEES (without Medicare) - BUYUP PLAN
 MEDICAL CLAIMS 10/01/06 - 09/30/07
 WITH PRESCRIPTIONS**

*Prescription figure updated received pending information from PBM-Aetna.

~Prescription figure not reflected due to pending information from PBM-Aetna, once information is received the data will be updated accordingly.

Paid Month	Employee		Spouse		Dependent		TOTAL	
	Member Count	Claims Paid	Member Count	Claims Paid	Member Count	Claims Paid	Members	Claims Paid
*Oct-06	18	\$ 8,818.12	2	\$ 937.42	1	\$ -	21	\$ 9,755.54
*Nov-06	19	\$ 10,657.76	2	\$ 1,612.92	1	\$ -	22	\$ 12,270.68
*Dec-06	19	\$ 9,694.58	2	\$ 793.72	1	\$ -	22	\$ 10,488.30
*Jan-07	18	\$ 10,423.41	3	\$ 784.02	1	\$ -	22	\$ 11,207.43
*Feb-07	18	\$ 7,687.92	3	\$ 1,118.79	1	\$ -	22	\$ 8,806.71
*Mar-07	17	\$ 5,944.57	3	\$ 466.67	1	\$ -	21	\$ 6,411.24
*Apr-07	17	\$ 5,557.01	3	\$ 489.10	1	\$ -	21	\$ 6,046.11
*May-07	16	\$ 6,707.36	3	\$ 1,446.06	1	\$ -	20	\$ 8,153.42
*Jun-07	17	\$ 5,568.44	3	\$ 275.49	1	\$ -	21	\$ 5,843.93
*Jul-07	17	\$ 6,241.60	4	\$ 9,870.25	1	\$ -	22	\$ 16,111.85
*Aug-07	17	\$ 29,233.29	4	\$ 1,192.61	1	\$ -	22	\$ 30,425.90
~Sep-07	17	\$ 2,915.24	4	\$ 170.18	1	\$ -	22	\$ 3,085.42

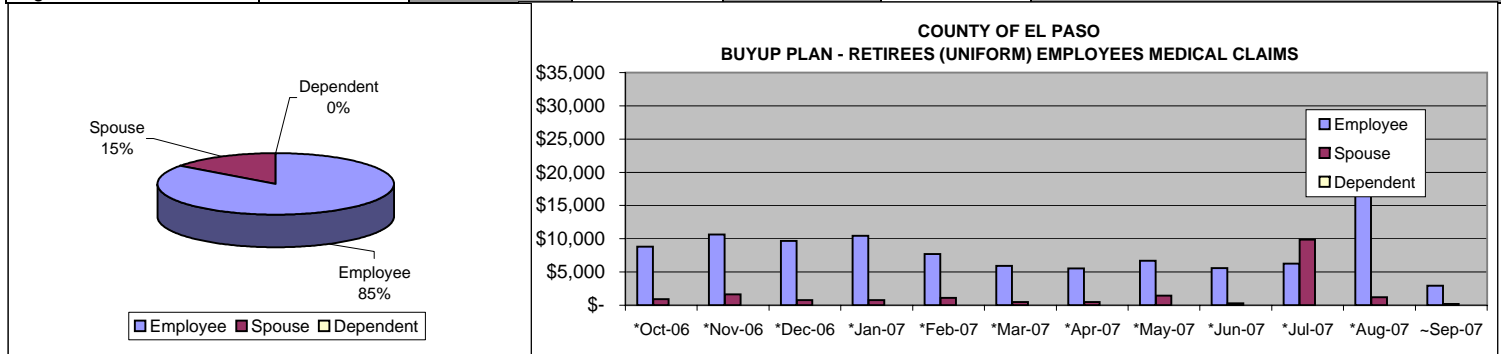
Gross Claims	\$ 109,449.30	\$ 19,157.23	\$ -	\$ 128,606.53
--------------	---------------	--------------	------	---------------

**Stop Loss	\$ -	\$ -	\$ -	\$ -
-------------	------	------	------	------

Net Claims	\$ 109,449.30	\$ 19,157.23	\$ -	\$ 128,606.53
------------	---------------	--------------	------	---------------

Average Member Count	18	3	1	
----------------------	----	---	---	--

Avg. Member Cost/Month	\$ 521.19	\$ 532.15	\$ -	
------------------------	-----------	-----------	------	--



**Reimbursed Amount

**COUNTY OF EL PASO
TOTALS
MEDICAL CLAIMS 10/01/06 - 09/30/07
WITH PRESCRIPTIONS**

*Prescription figure updated received pending information from PBM-Aetna.

~Prescription figure not reflected due to pending information from PBM-Aetna, once information is received the data will be updated accordingly.

Paid Month	Employee		Spouse		Dependent		TOTAL	
	Member Count	Claims Paid	Member Count	Claims Paid	Member Count	Claims Paid	Members	Claims Paid
*Oct-06	2130	\$ 343,609.94	333	\$ 72,305.96	1105	\$ 54,603.96	3,568	\$ 470,519.86
*Nov-06	2144	\$ 424,817.02	336	\$ 186,642.32	1102	\$ 82,644.71	3,582	\$ 694,104.05
*Dec-06	2146	\$ 386,233.21	334	\$ 118,425.07	1090	\$ 72,538.89	3,570	\$ 577,197.17
*Jan-07	2186	\$ 489,179.70	350	\$ 100,658.09	1084	\$ 51,488.58	3,620	\$ 641,326.37
*Feb-07	2195	\$ 467,255.14	342	\$ 79,078.05	1089	\$ 123,148.35	3,626	\$ 669,481.54
*Mar-07	2202	\$ 387,583.56	343	\$ 85,378.00	1090	\$ 60,359.24	3,635	\$ 533,320.80
*Apr-07	2201	\$ 769,222.24	343	\$ 230,499.85	1107	\$ 269,302.54	3,651	\$ 1,269,024.63
*May-07	2219	\$ 599,351.64	342	\$ 257,138.53	1127	\$ 118,583.22	3,688	\$ 975,073.39
*Jun-07	2210	\$ 777,196.19	336	\$ 120,852.74	1117	\$ 338,255.33	3,663	\$ 1,236,304.26
*Jul-07	2195	\$ 715,004.36	331	\$ 120,277.46	1121	\$ 397,628.30	3,647	\$ 1,232,910.12
*Aug-07	2208	\$ 596,412.31	334	\$ 188,066.67	1129	\$ 77,227.58	3,671	\$ 861,706.56
~Sep-07	2207	\$ 375,218.79	328	\$ 47,882.85	1131	\$ 52,940.75	3,666	\$ 476,042.39

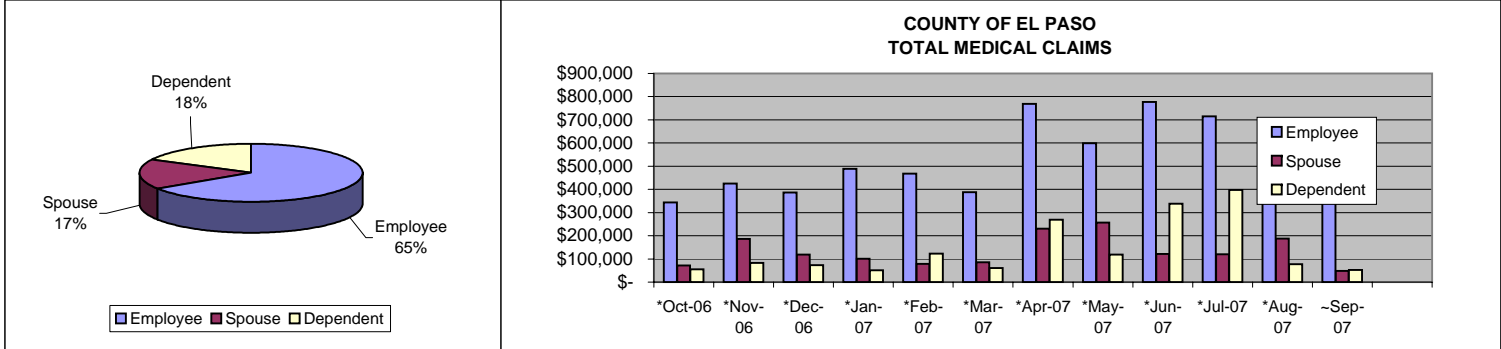
Gross Claims		\$ 6,331,084.10		\$ 1,607,205.59		\$ 1,698,721.45		\$ 9,637,011.14
--------------	--	-----------------	--	-----------------	--	-----------------	--	-----------------

**Stop Loss		\$ -		\$ -		\$ 347,971.30		\$ 347,971.30
-------------	--	------	--	------	--	---------------	--	---------------

Net Claims		\$ 6,331,084.10		\$ 1,607,205.59		\$ 1,350,750.15		\$ 9,289,039.84
------------	--	-----------------	--	-----------------	--	-----------------	--	-----------------

Average Member Count		2187		338		1108		
----------------------	--	------	--	-----	--	------	--	--

Avg. Member Cost/Month	\$	241.25	\$	396.65	\$	101.62		
------------------------	----	--------	----	--------	----	--------	--	--



**Reimbursed Amount

**COUNTY OF EL PASO
ACTIVE EMPLOYEES
DENTAL CLAIMS 10/01/06 - 09/30/07**

Paid Month	Employee		Spouse		Dependent		TOTAL	
	Member Count	Claims Paid	Member Count	Claims Paid	Member Count	Claims Paid	Members	Claims Paid
Oct-06	1276	\$ 29,449.05	246	\$ 5,110.76	533	\$ 7,503.28	2,055	\$ 42,063.09
Nov-06	1273	\$ 19,023.19	248	\$ 3,857.50	530	\$ 5,619.93	2,051	\$ 28,500.62
Dec-06	1276	\$ 16,996.00	247	\$ 5,299.04	529	\$ 7,121.38	2,052	\$ 29,416.42
Jan-07	1273	\$ 13,331.11	267	\$ 4,081.99	536	\$ 7,307.39	2,076	\$ 24,720.49
Feb-07	1275	\$ 22,656.19	264	\$ 3,505.78	537	\$ 8,780.11	2,076	\$ 34,942.08
Mar-07	1288	\$ 25,945.74	266	\$ 3,912.48	542	\$ 9,987.38	2,096	\$ 39,845.60
Apr-07	1289	\$ 21,249.51	265	\$ 3,446.67	535	\$ 7,683.08	2,089	\$ 32,379.26
May-07	1304	\$ 18,701.64	266	\$ 2,999.52	544	\$ 5,390.80	2,114	\$ 27,091.96
Jun-07	1302	\$ 19,289.32	265	\$ 3,340.07	545	\$ 9,650.77	2,112	\$ 32,280.16
Jul-07	1294	\$ 14,557.86	262	\$ 4,098.36	541	\$ 8,893.22	2,097	\$ 27,549.44
Aug-07	1309	\$ 16,423.89	264	\$ 3,635.34	544	\$ 8,624.65	2,117	\$ 28,683.88
Sep-07	1319	\$ 20,510.74	269	\$ 4,195.15	552	\$ 7,212.19	2,140	\$ 31,918.08

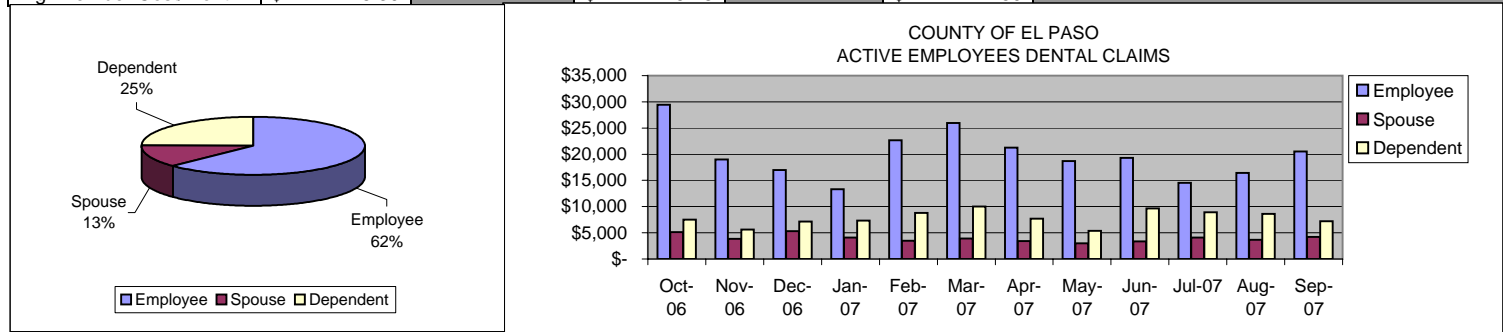
Gross Claims		\$ 238,134.24		\$ 47,482.66		\$ 93,774.18		\$ 379,391.08
--------------	--	---------------	--	--------------	--	--------------	--	---------------

--	--	--	--	--	--	--	--	--

Net Claims		\$ 238,134.24		\$ 47,482.66		\$ 93,774.18		\$ 379,391.08
------------	--	---------------	--	--------------	--	--------------	--	---------------

Average Member Count		1290		261		539		
----------------------	--	------	--	-----	--	-----	--	--

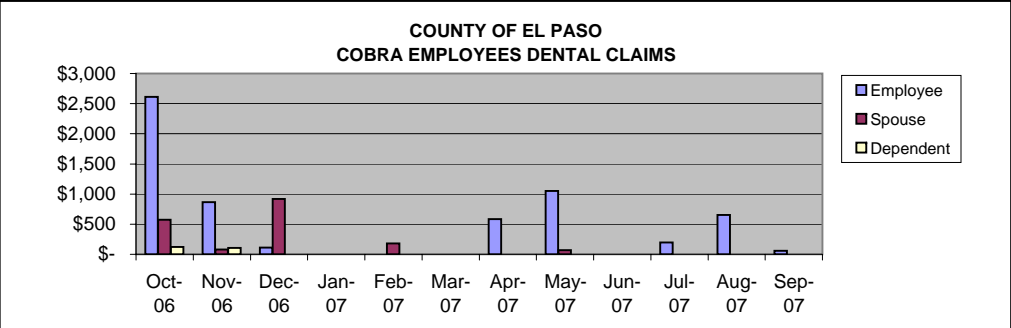
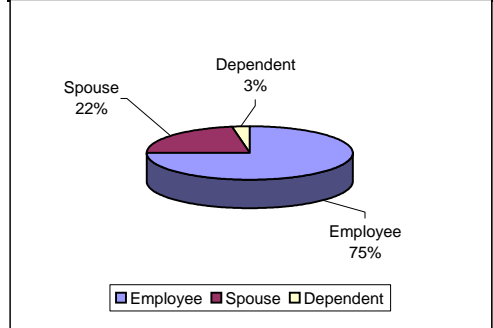
Avg. Member Cost/Month	\$	15.39	\$	15.18	\$	14.50		
------------------------	----	-------	----	-------	----	-------	--	--



**Reimbursed Amount

**COUNTY OF EL PASO
COBRA EMPLOYEES
DENTAL CLAIMS 10/01/06 - 09/30/07**

Paid Month	Employee		Spouse		Dependent		TOTAL	
	Member Count	Claims Paid	Member Count	Claims Paid	Member Count	Claims Paid	Members	Claims Paid
Oct-06	11	\$ 2,611.55	5	\$ 572.50	2	\$ 120.73	18	\$ 3,304.78
Nov-06	11	\$ 864.34	5	\$ 78.86	2	\$ 106.78	18	\$ 1,049.98
Dec-06	10	\$ 110.00	5	\$ 919.48	2	\$ -	17	\$ 1,029.48
Jan-07	10	\$ -	6	\$ -	2	\$ -	18	\$ -
Feb-07	12	\$ -	5	\$ 182.91	5	\$ -	22	\$ 182.91
Mar-07	12	\$ -	5	\$ -	5	\$ -	22	\$ -
Apr-07	11	\$ 581.93	4	\$ -	1	\$ -	16	\$ 581.93
May-07	9	\$ 1,053.00	4	\$ 70.00	1	\$ -	14	\$ 1,123.00
Jun-07	9	\$ -	3	\$ -	1	\$ -	13	\$ -
Jul-07	9	\$ 197.60	3	\$ -	1	\$ -	13	\$ 197.60
Aug-07	10	\$ 652.50	3	\$ -	1	\$ -	14	\$ 652.50
Sep-07	8	\$ 57.50	2	\$ -	1	\$ -	11	\$ 57.50
Gross Claims		\$ 6,128.42		\$ 1,823.75		\$ 227.51		\$ 8,179.68
Net Claims		\$ 6,128.42		\$ 1,823.75		\$ 227.51		\$ 8,179.68
Average Member Count	10		4		2			
Avg. Member Cost/Month	\$ 50.23		\$ 36.48		\$ 9.48			



*Reimbursed Amount

**COUNTY OF EL PASO
RETIREES EMPLOYEES
DENTAL CLAIMS 10/01/06 - 09/30/07**

Paid Month	Employee		Spouse		Dependent		TOTAL	
	Member Count	Claims Paid	Member Count	Claims Paid	Member Count	Claims Paid	Members	Claims Paid
Oct-06	4	\$ -	1	\$ -	0	\$ -	5	\$ -
Nov-06	5	\$ -	1	\$ -	0	\$ -	6	\$ -
Dec-06	5	\$ 513.00	2	\$ -	0	\$ -	7	\$ 513.00
Jan-07	5	\$ -	1	\$ 59.00	0	\$ -	6	\$ 59.00
Feb-07	4	\$ -	1	\$ -	0	\$ -	5	\$ -
Mar-07	5	\$ 93.00	1	\$ -	0	\$ -	6	\$ 93.00
Apr-07	5	\$ -	1	\$ -	0	\$ -	6	\$ -
May-07	5	\$ -	1	\$ -	0	\$ -	6	\$ -
Jun-07	5	\$ -	1	\$ 94.00	0	\$ -	6	\$ 94.00
Jul-07	5	\$ -	1	\$ -	0	\$ -	6	\$ -
Aug-07	5	\$ -	1	\$ -	0	\$ -	6	\$ -
Sep-07	5	\$ 290.00	1	\$ -	0	\$ -	6	\$ 290.00

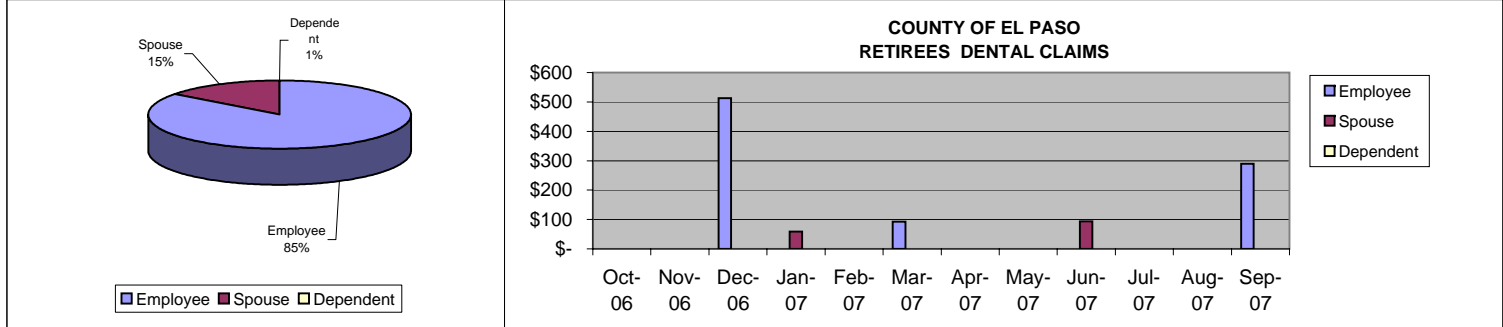
Gross Claims		\$ 896.00		\$ 153.00		\$ -		\$ 1,049.00
--------------	--	-----------	--	-----------	--	------	--	-------------

--	--	--	--	--	--	--	--	--

Net Claims		\$ 896.00		\$ 153.00		\$ -		\$ 1,049.00
------------	--	-----------	--	-----------	--	------	--	-------------

Average Member Count		5		1		0		
----------------------	--	---	--	---	--	---	--	--

Avg. Member Cost/Month		\$ 15.45		\$ 11.77		\$ -		
------------------------	--	----------	--	----------	--	------	--	--



**Reimbursed Amount

**COUNTY OF EL PASO
TOTAL DENTAL CLAIMS
DENTAL CLAIMS 10/01/06 - 09/30/07**

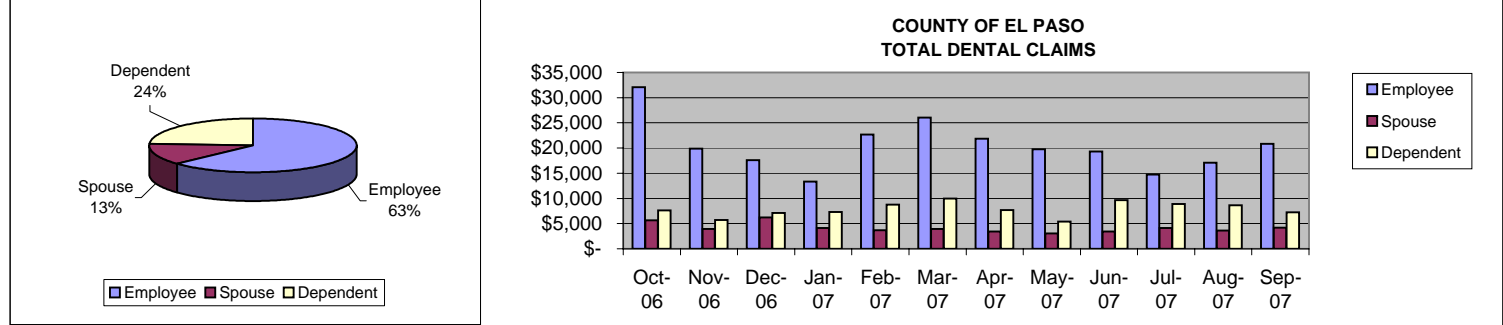
Paid Month	Employee		Spouse		Dependent		TOTAL	
	Member Count	Claims Paid	Member Count	Claims Paid	Member Count	Claims Paid	Members	Claims Paid
Oct-06	1291	\$ 32,060.60	252	\$ 5,683.26	535	\$ 7,624.01	2078	\$ 45,367.87
Nov-06	1289	\$ 19,887.53	254	\$ 3,936.36	532	\$ 5,726.71	2075	\$ 29,550.60
Dec-06	1291	\$ 17,619.00	254	\$ 6,218.52	531	\$ 7,121.38	2076	\$ 30,958.90
Jan-07	1288	\$ 13,331.11	274	\$ 4,140.99	538	\$ 7,307.39	2100	\$ 24,779.49
Feb-07	1291	\$ 22,656.19	270	\$ 3,688.69	542	\$ 8,780.11	2103	\$ 35,124.99
Mar-07	1305	\$ 26,038.74	272	\$ 3,912.48	547	\$ 9,987.38	2124	\$ 39,938.60
Apr-07	1305	\$ 21,831.44	270	\$ 3,446.67	536	\$ 7,683.08	2111	\$ 32,961.19
May-07	1318	\$ 19,754.64	271	\$ 3,069.52	545	\$ 5,390.80	2134	\$ 28,214.96
Jun-07	1316	\$ 19,289.32	269	\$ 3,434.07	546	\$ 9,650.77	2131	\$ 32,374.16
Jul-07	1308	\$ 14,755.46	266	\$ 4,098.36	542	\$ 8,893.22	2116	\$ 27,747.04
Aug-07	1324	\$ 17,076.39	268	\$ 3,635.34	545	\$ 8,624.65	2137	\$ 29,336.38
Sep-07	1332	\$ 20,858.24	272	\$ 4,195.15	553	\$ 7,212.19	2157	\$ 32,265.58

Gross Claims		\$ 245,158.66		\$ 49,459.41		\$ 94,001.69		\$ 388,619.76
--------------	--	---------------	--	--------------	--	--------------	--	---------------

Net Claims		\$ 245,158.66		\$ 49,459.41		\$ 94,001.69		\$ 388,619.76
------------	--	---------------	--	--------------	--	--------------	--	---------------

Average Member Count		1305		266		541		
----------------------	--	------	--	-----	--	-----	--	--

Avg. Member Cost/Month	\$	15.66	\$	15.49	\$	14.48		
------------------------	----	-------	----	-------	----	-------	--	--



**Reimbursed Amount

**COUNTY OF EL PASO
PLAN YEAR 10/01/06 - 09/30/07**

BASIC PLAN							
	MEDICAL ACT	MEDICAL SHF	MEDICAL COBRA	MEDICAL RETIREE	MEDICAL TOTAL	DENTAL TOTAL	*RX TOTAL
Jul-07							
EMPLOYEE	14,054.91	10,096.29	0.00	534.81	24,686.01	3,918.76	14,162.33
SPOUSE	7,052.20	2,360.58	0.00	0.00	9,412.78	1,061.14	2,249.10
DEPENDENT	4,288.62	430.33	0.00	129.36	4,848.31	2,691.78	1,627.83
TOTAL	25,395.73	12,887.20	0.00	664.17	38,947.10	7,671.68	18,039.26
PTD TOTAL							
EMPLOYEE	239,977.33	88,401.19	299.74	48,095.39	376,773.65	55,899.31	132,527.84
SPOUSE	80,182.39	44,791.52	9,778.27	712.92	135,465.10	9,164.23	24,891.58
DEPENDENT	28,131.01	113,353.75	284.51	237.95	142,007.22	17,459.24	10,632.24
TOTAL	348,290.73	246,546.46	10,362.52	49,046.26	654,245.97	82,522.78	168,051.66

*July 2007 Prescription figure updated received pending information from PBM-Aetna.

Aug-07							
EMPLOYEE	42,428.29	12,033.76	0.00	707.22	55,169.27	4,313.87	12,851.13
SPOUSE	1,866.21	699.93	0.00	118.65	2,684.79	318.00	2,026.28
DEPENDENT	2,401.77	2,192.48	0.00	69.11	4,663.36	2,115.27	1,349.15
TOTAL	46,696.27	14,926.17	0.00	894.98	62,517.42	6,747.14	16,226.56
PTD TOTAL							
EMPLOYEE	282,405.62	100,434.95	299.74	48,802.61	431,942.92	60,213.18	145,378.97
SPOUSE	82,048.60	45,491.45	9,778.27	831.57	138,149.89	9,482.23	26,917.86
DEPENDENT	30,532.78	115,546.23	284.51	307.06	146,670.58	19,574.51	11,981.39
TOTAL	394,987.00	261,472.63	10,362.52	49,941.24	716,763.39	89,269.92	184,278.22

*August 2007 Prescription figure updated received pending information from PBM-Aetna.

Sep-07							
EMPLOYEE	15,446.73	5,364.38	0.00	283.97	21,095.08	5,343.15	0.00
SPOUSE	992.03	569.87	(306.40)	234.56	1,490.06	522.03	0.00
DEPENDENT	3,581.94	564.97	0.00	5.99	4,152.90	732.18	0.00
TOTAL	20,020.70	6,499.22	(306.40)	524.52	26,738.04	6,597.36	0.00
PTD TOTAL							
EMPLOYEE	297,852.35	105,799.33	299.74	49,086.58	453,038.00	65,556.33	145,378.97
SPOUSE	83,040.63	46,061.32	9,471.87	1,066.13	139,639.95	10,004.26	26,917.86
DEPENDENT	34,114.72	116,111.20	284.51	313.05	150,823.48	20,306.69	11,981.39
TOTAL	415,007.70	267,971.85	10,056.12	50,465.76	743,501.43	95,867.28	184,278.22

*September 2007 Prescription figure not reflected due to pending information from PBM-Aetna, once information is received the data will be updated accordingly.

**COUNTY OF EL PASO
PLAN YEAR 10/01/06 - 09/30/07**

BUY UP PLAN								GRAND TOTAL
	MEDICAL ACT	MEDICAL SHF	MEDICAL COBRA	MEDICAL RETIREE	MEDICAL TOTAL	DENTAL TOTAL	*RX TOTAL	
Jul-07								
EMPLOYEE	449,813.99	95,714.20	8,038.60	4,708.53	558,275.32	10,836.70	117,880.70	729,759.82
SPOUSE	54,082.10	24,998.96	0.00	9,183.80	88,264.86	3,037.22	20,350.72	124,375.82
DEPENDENT	367,598.12	12,252.48	0.00	0.00	379,850.60	6,201.44	11,301.56	406,521.52
TOTAL	871,494.21	132,965.64	8,038.60	13,892.33	1,026,390.78	20,075.36	149,532.98	1,260,657.16
PTD TOTAL								
EMPLOYEE	2,621,469.29	960,293.03	37,881.37	103,197.22	3,722,840.91	151,324.72	1,127,310.60	5,566,677.03
SPOUSE	816,832.60	125,834.32	8,028.69	31,250.54	981,946.15	32,464.69	228,953.24	1,412,884.99
DEPENDENT	1,119,721.82	171,293.23	379.54	0.00	1,291,394.59	60,705.61	124,519.07	1,646,717.97
TOTAL	4,558,023.71	1,257,420.58	46,289.60	134,447.76	5,996,181.65	244,495.02	1,480,782.91	8,626,279.99

*July 2007 Prescription figure updated received pending information from PBM-Aetna.

Aug-07								
EMPLOYEE	223,516.15	126,698.91	9,991.60	40,595.25	400,801.91	12,762.52	127,590.00	613,488.70
SPOUSE	135,765.68	20,768.02	0.00	1,293.77	157,827.47	3,317.34	25,528.13	191,702.01
DEPENDENT	39,694.03	14,876.70	245.57	0.00	54,816.30	6,509.38	16,398.77	85,852.23
TOTAL	398,975.86	162,343.63	10,237.17	41,889.02	613,445.68	22,589.24	169,516.90	891,042.94
PTD TOTAL								
EMPLOYEE	2,844,985.44	1,086,991.94	47,872.97	143,792.47	4,123,642.82	164,087.24	1,254,900.60	6,180,165.73
SPOUSE	952,598.28	146,602.34	8,028.69	32,544.31	1,139,773.62	35,782.03	254,481.37	1,604,587.00
DEPENDENT	1,159,415.85	186,169.93	625.11	0.00	1,346,210.89	67,214.99	140,917.84	1,732,570.20
TOTAL	4,956,999.57	1,419,764.21	56,526.77	176,336.78	6,609,627.33	267,084.26	1,650,299.81	9,517,322.93

*August 2007 Prescription figure updated received pending information from PBM-Aetna.

Sep-07								
EMPLOYEE	257,180.48	90,361.71	97.74	6,483.78	354,123.71	15,515.09	0.00	396,077.03
SPOUSE	25,991.53	19,593.73	306.40	501.13	46,392.79	3,673.12	0.00	52,078.00
DEPENDENT	25,370.13	23,417.72	0.00	0.00	48,787.85	6,480.01	0.00	60,152.94
TOTAL	308,542.14	133,373.16	404.14	6,984.91	449,304.35	25,668.22	0.00	508,307.97
PTD TOTAL								
EMPLOYEE	3,102,165.92	1,177,353.65	47,970.71	150,276.25	4,477,766.53	179,602.33	1,254,900.60	6,576,242.76
SPOUSE	978,589.81	166,196.07	8,335.09	33,045.44	1,186,166.41	39,455.15	254,481.37	1,656,665.00
DEPENDENT	1,184,785.98	209,587.65	625.11	0.00	1,394,998.74	73,695.00	140,917.84	1,792,723.14
TOTAL	5,265,541.71	1,553,137.37	56,930.91	183,321.69	7,058,931.68	292,752.48	1,650,299.81	10,025,630.90

*September 2007 Prescription figure not reflected due to pending information from PBM-Aetna, once information is received the data will be updated accordingly.

COUNTY OF EL PASO
NETWORK UTILIZATION REPORT (BASIC PLAN)
MEDICAL CLAIMS 10/01/2006- 09/30/2007

		OCTOBER	NOVEMBER	DECEMBER	JANUARY	FEBRUARY	MARCH	APRIL	MAY	JUNE	JULY	AUGUST	SEPTEMBER	TOTAL
IN/NET	Employee	35,683.41	62,023.42	60,693.74	18,735.61	52,334.43	19,486.78	27,841.81	48,975.78	24,710.79	24,686.01	54,130.03	20,101.48	449,403.29
	Spouse	11,100.10	25,367.54	42,649.89	7,046.97	4,106.82	10,549.13	16,059.69	2,643.60	5,634.76	10,137.34	2,684.79	1,490.06	139,470.69
	Dependent	6,669.90	6,754.53	3,627.61	8,252.03	37,663.50	8,090.59	44,668.87	10,044.97	10,807.37	4,848.31	4,630.11	4,152.90	150,210.69
	TOTAL	53,453.41	94,145.49	106,971.24	34,034.61	94,104.75	38,126.50	88,570.37	61,664.35	41,152.92	39,671.66	61,444.93	25,744.44	739,084.67

		OCTOBER	NOVEMBER	DECEMBER	JANUARY	FEBRUARY	MARCH	APRIL	MAY	JUNE	JULY	AUGUST	SEPTEMBER	TOTAL
OUT/NET	Employee	0.00	(343.20)	1,796.61	0.00	0.00	80.78	0.00	0.00	0.00	0.00	1,039.24	993.60	3,567.03
	Spouse	0.00	0.00	0.00	0.00	0.00	0.00	0.00	0.00	0.00	0.00	0.00	0.00	0.00
	Dependent	0.00	0.00	0.00	0.00	0.00	68.37	0.00	0.00	0.00	0.00	33.25	0.00	101.62
	TOTAL	0.00	(343.20)	1,796.61	0.00	0.00	149.15	0.00	0.00	0.00	0.00	1,072.49	993.60	3,668.65

		OCTOBER	NOVEMBER	DECEMBER	JANUARY	FEBRUARY	MARCH	APRIL	MAY	JUNE	JULY	AUGUST	SEPTEMBER	TOTAL
OUT/AREA	Employee	0.00	0.00	0.00	0.00	0.00	0.00	0.00	67.68	0.00	0.00	0.00	0.00	67.68
	Spouse	0.00	0.00	0.00	0.00	0.00	0.00	0.00	893.82	0.00	(724.56)	0.00	0.00	169.26
	Dependent	0.00	237.76	83.07	0.00	0.00	0.00	0.00	190.34	0.00	0.00	0.00	0.00	511.17
	TOTAL	0.00	237.76	83.07	0.00	0.00	0.00	0.00	1,151.84	0.00	(724.56)	0.00	0.00	748.11

		OCTOBER	NOVEMBER	DECEMBER	JANUARY	FEBRUARY	MARCH	APRIL	MAY	JUNE	JULY	AUGUST	SEPTEMBER	TOTAL
TOTALS	Employee	35,683.41	61,680.22	62,490.35	18,735.61	52,334.43	19,567.56	27,841.81	49,043.46	24,710.79	24,686.01	55,169.27	21,095.08	453,038.00
	Spouse	11,100.10	25,367.54	42,649.89	7,046.97	4,106.82	10,549.13	16,059.69	3,537.42	5,634.76	9,412.78	2,684.79	1,490.06	139,639.95
	Dependent	6,669.90	6,992.29	3,710.68	8,252.03	37,663.50	8,158.96	44,668.87	10,235.31	10,807.37	4,848.31	4,663.36	4,152.90	150,823.48
	TOTAL	53,453.41	94,040.05	108,850.92	34,034.61	94,104.75	38,275.65	88,570.37	62,816.19	41,152.92	38,947.10	62,517.42	26,738.04	743,501.43

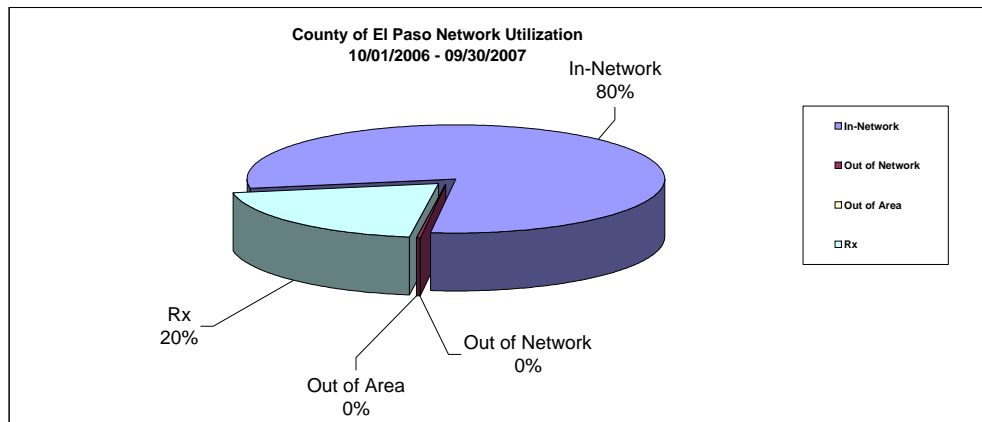
Rx CLAIMS 10/01/2006 - 09/30/2007

		*OCTOBER	*NOVEMBER	*DECEMBER	*JANUARY	*FEBRUARY	*MARCH	*APRIL	*MAY	*JUNE	*JULY	*AUGUST	-SEPTEMBER	TOTAL
RX	Employee	21,318.26	11,048.36	10,621.18	11,816.56	11,299.08	13,769.51	13,670.63	12,461.50	12,360.43	14,162.33	12,851.13	0.00	145,378.97
	Spouse	2,769.46	2,043.76	3,238.84	1,162.60	2,681.23	2,003.87	2,621.94	3,283.99	2,836.79	2,249.10	2,026.28	0.00	26,917.86
	Dependent	1,692.16	589.04	414.22	900.30	864.98	1,005.53	1,150.03	1,085.95	1,302.20	1,627.83	1,349.15	0.00	11,981.39
	TOTAL	25,779.88	13,681.16	14,274.24	13,879.46	14,845.29	16,778.91	17,442.60	16,831.44	16,499.42	18,039.26	16,226.56	0.00	184,278.22

GRAND TOTAL	79,233.29	107,721.21	123,125.16	47,914.07	108,950.04	55,054.56	106,012.97	79,647.63	57,652.34	56,986.36	78,743.98	26,738.04	927,779.65
--------------------	------------------	-------------------	-------------------	------------------	-------------------	------------------	-------------------	------------------	------------------	------------------	------------------	------------------	-------------------

*Prescription figure updated received pending information from PBM-Aetna.

-Prescription figure not reflected pending information from PBM-Aetna; once information received data will be updated accordingly.



COUNTY OF EL PASO
NETWORK UTILIZATION REPORT (BUY UP PLAN)
MEDICAL CLAIMS 10/01/2006- 09/30/2007

		OCTOBER	NOVEMBER	DECEMBER	JANUARY	FEBRUARY	MARCH	APRIL	MAY	JUNE	JULY	AUGUST	SEPTEMBER	TOTAL
IN/NET	Employee	191,221.77	238,106.78	205,927.60	346,848.75	289,680.94	230,544.90	612,069.91	411,076.29	614,299.61	552,221.05	387,403.15	352,524.47	4,431,925.22
	Spouse	34,862.62	134,109.54	49,258.83	61,178.50	47,889.28	46,817.02	190,192.63	226,224.16	90,013.94	87,285.55	157,789.05	45,597.61	1,171,218.73
	Dependent	36,291.00	63,430.56	57,050.02	30,255.47	70,349.16	35,442.80	208,370.07	92,995.39	314,163.75	378,464.44	53,272.89	48,397.31	1,388,482.86
	TOTAL	262,375.39	435,646.88	312,236.45	438,282.72	407,919.38	312,804.72	1,010,632.61	730,295.84	1,018,477.30	1,017,971.04	598,465.09	446,519.39	6,991,626.81

		OCTOBER	NOVEMBER	DECEMBER	JANUARY	FEBRUARY	MARCH	APRIL	MAY	JUNE	JULY	AUGUST	SEPTEMBER	TOTAL
OUT/NET	Employee	748.86	1,107.41	5,131.94	621.13	1,806.37	3,282.27	3,206.89	1,269.07	3,903.67	5,924.69	13,243.63	411.55	40,657.48
	Spouse	286.10	520.85	3,674.74	3,577.20	229.11	1,648.29	690.71	607.89	0.00	790.70	8.53	661.01	12,695.13
	Dependent	0.00	0.00	0.00	114.40	396.30	0.00	351.15	0.00	37.38	1,386.16	1,181.40	390.54	3,857.33
	TOTAL	1,034.96	1,628.26	8,806.68	4,312.73	2,431.78	4,930.56	4,248.75	1,876.96	3,941.05	8,101.55	14,433.56	1,463.10	57,209.94

		OCTOBER	NOVEMBER	DECEMBER	JANUARY	FEBRUARY	MARCH	APRIL	MAY	JUNE	JULY	AUGUST	SEPTEMBER	TOTAL
OUT/AREA	Employee	112.79	6.07	96.81	40.64	112.87	1,251.31	994.11	379.42	717.41	129.58	155.13	1,187.69	5,183.83
	Spouse	119.04	788.46	114.49	0.00	112.12	0.00	665.42	100.35	0.00	188.61	29.89	134.17	2,252.55
	Dependent	0.00	0.00	86.73	13.71	0.00	0.00	0.00	2,117.69	78.41	0.00	362.01	0.00	2,658.55
	TOTAL	231.83	794.53	298.03	54.35	224.99	1,251.31	1,659.53	2,597.46	795.82	318.19	547.03	1,321.86	10,094.93

		OCTOBER	NOVEMBER	DECEMBER	JANUARY	FEBRUARY	MARCH	APRIL	MAY	JUNE	JULY	AUGUST	SEPTEMBER	TOTAL
TOTALS	Employee	192,083.42	239,220.26	211,156.35	347,510.52	291,600.18	235,078.48	616,270.91	412,724.78	618,920.69	558,275.32	400,801.91	354,123.71	4,477,766.53
	Spouse	35,267.76	135,418.85	53,048.06	64,755.70	48,230.51	48,465.31	191,548.76	226,932.40	90,013.94	88,264.86	157,827.47	46,392.79	1,186,166.41
	Dependent	36,291.00	63,430.56	57,136.75	30,383.58	70,745.46	35,442.80	208,721.22	95,113.08	314,279.54	379,850.60	54,816.30	48,787.85	1,394,998.74
	TOTAL	263,642.18	438,069.67	321,341.16	442,649.80	410,576.15	318,986.59	1,016,540.89	734,770.26	1,023,214.17	1,026,390.78	613,445.68	449,304.35	7,058,931.68

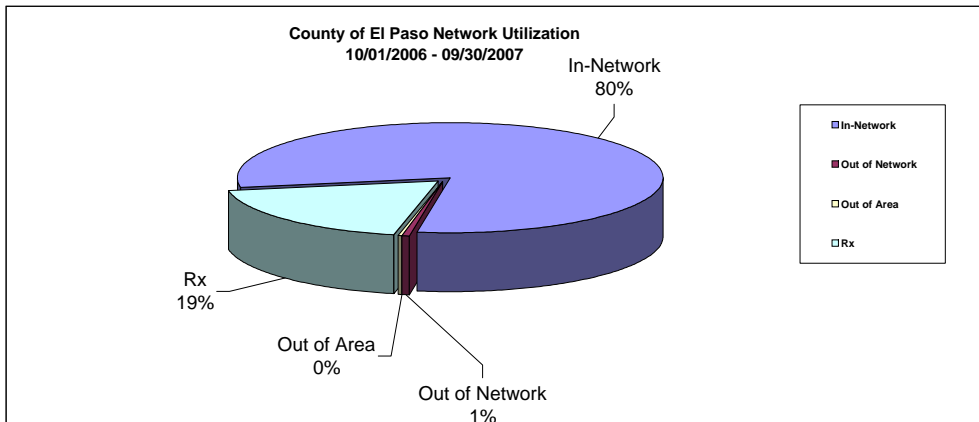
Rx CLAIMS 10/01/2006 - 09/30/2007

		*OCTOBER	*NOVEMBER	*DECEMBER	*JANUARY	*FEBRUARY	*MARCH	*APRIL	*MAY	*JUNE	*JULY	*AUGUST	*SEPTEMBER	TOTAL
RX	Employee	94,524.85	112,868.18	101,965.33	111,117.01	112,021.45	119,168.01	111,438.89	125,121.90	121,204.28	117,880.70	127,590.00	0.00	1,254,900.60
	Spouse	23,168.64	23,812.17	19,488.28	27,692.82	24,059.49	24,359.69	20,269.46	23,384.72	22,367.25	20,350.72	25,528.13	0.00	254,481.37
	Dependent	9,950.90	11,632.82	11,277.24	11,952.67	13,874.41	15,751.95	14,762.42	12,148.88	11,866.22	11,301.56	16,398.77	0.00	140,917.84
	TOTAL	127,644.39	148,313.17	132,730.85	150,762.50	149,955.35	159,279.65	146,470.77	160,655.50	155,437.75	149,532.98	169,516.90	0.00	1,650,299.81

GRAND TOTAL	391,286.57	586,382.84	454,072.01	593,412.30	560,531.50	478,266.24	1,163,011.66	895,425.76	1,178,651.92	1,175,923.76	782,962.58	449,304.35	8,709,231.49
--------------------	-------------------	-------------------	-------------------	-------------------	-------------------	-------------------	---------------------	-------------------	---------------------	---------------------	-------------------	-------------------	---------------------

*Prescription figure updated received pending information from PBM-Aetna.

-Prescription figure not reflected pending information from PBM-Aetna; once information received data will be updated accordingly.



COUNTY OF EL PASO
NETWORK UTILIZATION REPORT TOTAL
MEDICAL CLAIMS 10/01/2006- 09/30/2007

		OCTOBER	NOVEMBER	DECEMBER	JANUARY	FEBRUARY	MARCH	APRIL	MAY	JUNE	JULY	AUGUST	SEPTEMBER	TOTAL
IN/NET	Employee	226,905.18	300,130.20	266,621.34	365,584.36	342,015.37	250,031.68	639,911.72	460,052.07	639,010.40	576,907.06	441,533.18	372,625.95	4,881,328.51
	Spouse	45,962.72	159,477.08	91,908.72	68,225.47	51,996.10	57,366.15	206,252.32	228,867.76	95,648.70	97,422.89	160,473.84	47,087.67	1,310,689.42
	Dependent	42,960.90	70,185.09	60,677.63	38,507.50	108,012.66	43,533.39	253,038.94	103,040.36	324,971.12	383,312.75	57,903.00	52,550.21	1,538,693.55
	TOTAL	315,828.80	529,792.37	419,207.69	472,317.33	502,024.13	350,931.22	1,099,202.98	791,960.19	1,059,630.22	1,057,642.70	659,910.02	472,263.83	7,730,711.48

		OCTOBER	NOVEMBER	DECEMBER	JANUARY	FEBRUARY	MARCH	APRIL	MAY	JUNE	JULY	AUGUST	SEPTEMBER	TOTAL
OUT/NET	Employee	748.86	764.21	6,928.55	621.13	1,806.37	3,363.05	3,206.89	1,269.07	3,903.67	5,924.69	14,282.87	1,405.15	44,224.51
	Spouse	286.10	520.85	3,674.74	3,577.20	229.11	1,648.29	690.71	607.89	0.00	790.70	8.53	661.01	12,695.13
	Dependent	0.00	0.00	0.00	114.40	396.30	68.37	351.15	0.00	37.38	1,386.16	1,214.65	390.54	3,958.95
	TOTAL	1,034.96	1,285.06	10,603.29	4,312.73	2,431.78	5,079.71	4,248.75	1,876.96	3,941.05	8,101.55	15,506.05	2,456.70	60,878.59

		OCTOBER	NOVEMBER	DECEMBER	JANUARY	FEBRUARY	MARCH	APRIL	MAY	JUNE	JULY	AUGUST	SEPTEMBER	TOTAL
OUT/AREA	Employee	112.79	6.07	96.81	40.64	112.87	1,251.31	994.11	447.10	717.41	129.58	155.13	1,187.69	5,251.51
	Spouse	119.04	788.46	114.49	0.00	112.12	0.00	665.42	994.17	0.00	(535.95)	29.89	134.17	2,421.81
	Dependent	0.00	237.76	169.80	13.71	0.00	0.00	0.00	2,308.03	78.41	0.00	362.01	0.00	3,169.72
	TOTAL	231.83	1,032.29	381.10	54.35	224.99	1,251.31	1,659.53	3,749.30	795.82	(406.37)	547.03	1,321.86	10,843.04

		OCTOBER	NOVEMBER	DECEMBER	JANUARY	FEBRUARY	MARCH	APRIL	MAY	JUNE	JULY	AUGUST	SEPTEMBER	TOTAL
TOTALS	Employee	227,766.83	300,900.48	273,646.70	366,246.13	343,934.61	254,646.04	644,112.72	461,768.24	643,631.48	582,961.33	455,971.18	375,218.79	4,930,804.53
	Spouse	46,367.86	160,786.39	95,697.95	71,802.67	52,337.33	59,014.44	207,608.45	230,469.82	95,648.70	97,677.64	160,512.26	47,882.85	1,325,806.36
	Dependent	42,960.90	70,422.85	60,847.43	38,635.61	108,408.96	43,601.76	253,390.09	105,348.39	325,086.91	384,698.91	59,479.66	52,940.75	1,545,822.22
	TOTAL	317,095.59	532,109.72	430,192.08	476,684.41	504,680.90	357,262.24	1,105,111.26	797,586.45	1,064,367.09	1,065,337.88	675,963.10	476,042.39	7,802,433.11

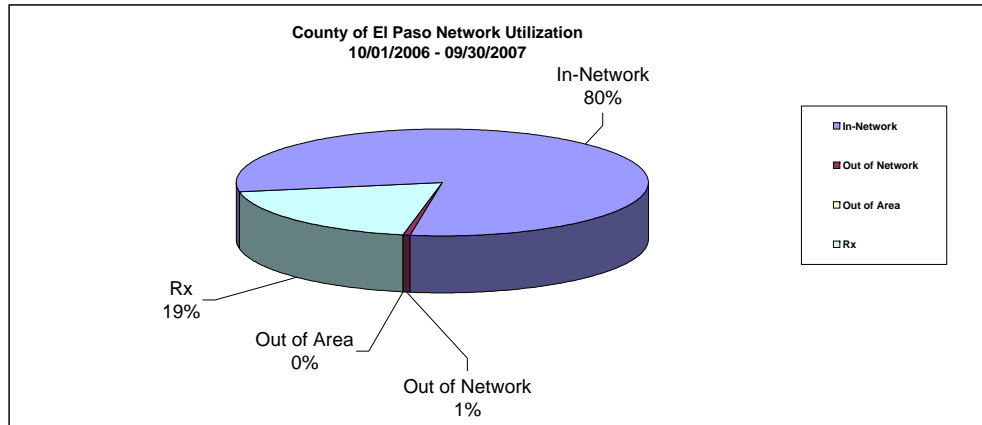
Rx CLAIMS 10/01/2006 - 09/30/2007

		*OCTOBER	*NOVEMBER	*DECEMBER	*JANUARY	*FEBRUARY	*MARCH	*APRIL	*MAY	*JUNE	*JULY	*AUGUST	*SEPTEMBER	TOTAL
RX	Employee	115,843.11	123,916.54	112,586.51	122,933.57	123,320.53	132,937.52	125,109.52	137,583.40	133,564.71	132,043.03	140,441.13	0.00	1,400,279.57
	Spouse	25,938.10	25,855.93	22,727.12	28,855.42	26,740.72	26,363.56	22,891.40	26,668.71	25,204.04	22,599.82	27,554.41	0.00	281,399.23
	Dependent	11,643.06	12,221.86	11,691.46	12,852.97	14,739.39	16,757.48	15,912.45	13,234.83	13,168.42	12,929.39	17,747.92	0.00	152,899.23
	TOTAL	153,424.27	161,994.33	147,005.09	164,641.96	164,800.64	176,058.56	163,913.37	177,486.94	171,937.17	167,572.24	185,743.46	0.00	1,834,578.03

GRAND TOTAL	470,519.86	694,104.05	577,197.17	641,326.37	669,481.54	533,320.80	1,269,024.63	975,073.39	1,236,304.26	1,232,910.12	861,706.56	476,042.39	9,637,011.14
--------------------	-------------------	-------------------	-------------------	-------------------	-------------------	-------------------	---------------------	-------------------	---------------------	---------------------	-------------------	-------------------	---------------------

*Prescription figure updated received pending information from PBM-Aetna.

-Prescription figure not reflected pending information from PBM-Aetna; once information received data will be updated accordingly.



COUNTY OF EL PASO MONTHLY AGGREGATE REPORT

Stop Loss Carrier: Kanawha Insurance Company
Plan Year: 01/01/2007-12/31/2007
Contract: 15/12 (Incurred/Paid)
Aggregate Factor: *Medical, Rx (prescriptions)

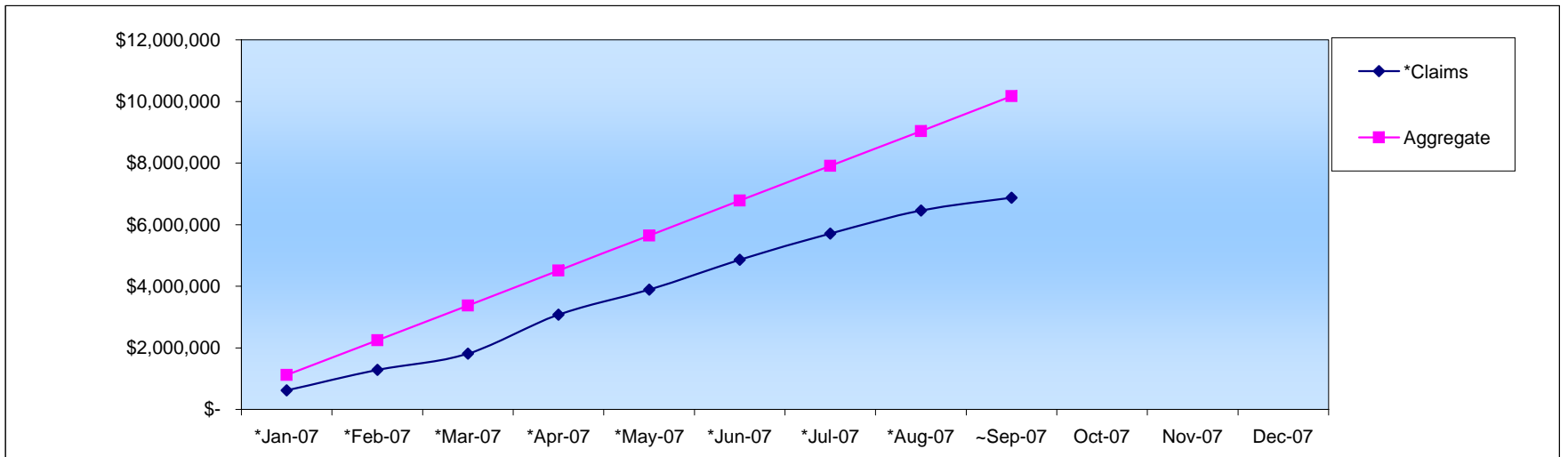
Single Factor: \$ 328.82
Family Factor: \$ 887.22
Specific Deductible: \$ 225,000
Current Month: **Sep-07**
(Incurred 10/01/2006 - 12/31/2007)
(Paid 01/01/2007 - 12/31/2007)

*Prescription figure updated received pending information from PBM-Aetna.

-Prescription figure not reflected due to pending information from PBM-AETNA; once information received data will be updated accordingly.

Paid Month	EE/Only Count (Single Factor)	EE/DEP Count (Family Factor)	Monthly *Claims w/o Specific Adj.	Year to Date *Claims Including Specific Adj.	Monthly Aggregate	Over Specific (Filing)	Year to Date Aggregate	Year to Date *Claims % of Agg
*Jan-07	1464	722	\$ 622,263.12	\$ 622,263.12	\$ 1,121,965.32	\$ -	\$ 1,121,965.32	0.55
*Feb-07	1476	719	\$ 663,933.03	\$ 1,286,196.15	\$ 1,123,249.50	\$ -	\$ 2,245,214.82	0.57
*Mar-07	1475	727	\$ 524,184.81	\$ 1,810,380.96	\$ 1,130,018.44	\$ -	\$ 3,375,233.26	0.54
*Apr-07	1470	731	\$ 1,264,894.94	\$ 3,075,275.90	\$ 1,131,923.22	\$ -	\$ 4,507,156.48	0.68
*May-07	1486	733	\$ 976,378.24	\$ 3,890,671.13	\$ 1,138,958.78	\$ 160,983.01	\$ 5,646,115.26	0.69
*Jun-07	1483	727	\$ 1,237,003.85	\$ 4,856,762.47	\$ 1,132,649.00	\$ 270,912.51	\$ 6,778,764.26	0.72
*Jul-07	1471	724	\$ 1,232,187.59	\$ 5,710,534.88	\$ 1,126,041.50	\$ 378,415.18	\$ 7,904,805.76	0.72
*Aug-07	1480	728	\$ 861,171.34	\$ 6,457,902.08	\$ 1,132,549.76	\$ 113,804.14	\$ 9,037,355.52	0.71
~Sep-07	1482	725	\$ 477,124.28	\$ 6,874,654.30	\$ 1,130,545.74	\$ 60,372.06	\$ 10,167,901.26	0.68
Oct-07								
Nov-07								
Dec-07								

	Average		Average		Average	Total	
	1476	\$	873,237.91		\$ 1,129,766.81	\$ 984,486.90	



Formulary:

Monthly Aggregate: (Composite Factor) x (Employee Census Ct)

COUNTY OF EL PASO MONTHLY AGGREGATE REPORT

Stop Loss Carrier: Kanawha Insurance Company

Plan Year: 01/01/2007-12/31/2007

Contract: 15/12

Aggregate Factor: *Dental

Composite Factor: \$ 33.70

Specific Deductible: \$ 225,000

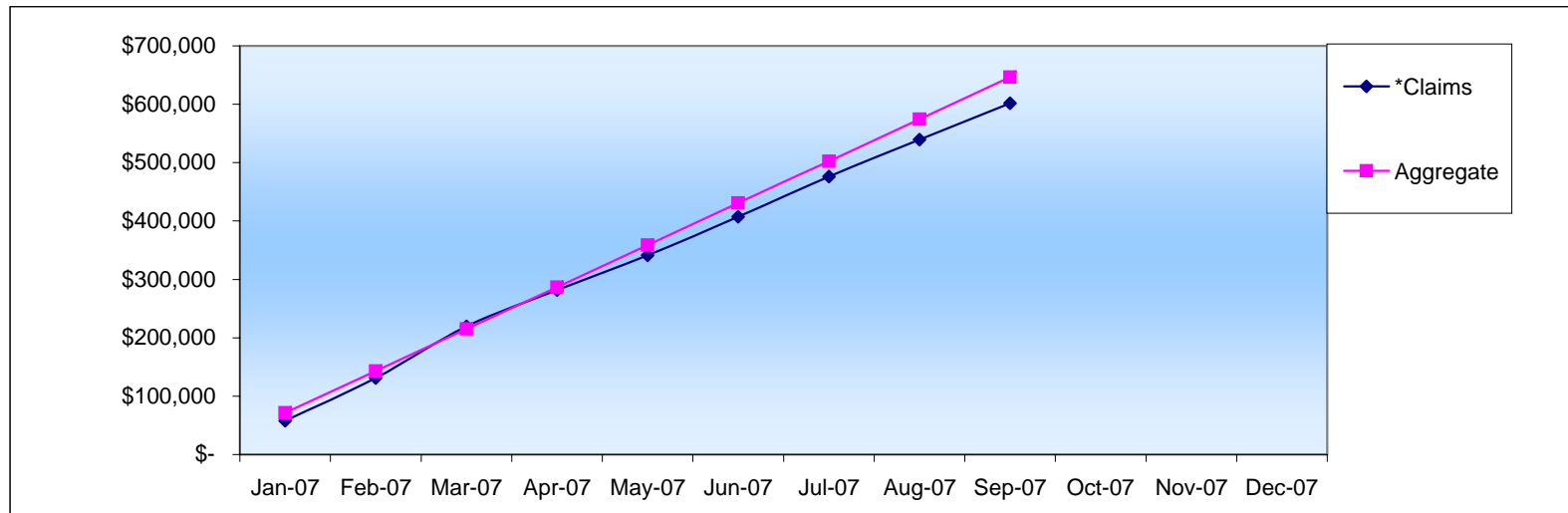
Current Month: **Sep-07**

(Incurred 10/01/2006 - 12/31/2007)

(Paid 01/01/2007 - 12/31/2007)

Paid Month	Employee Census Count	Monthly *Claims w/o Specific Adj.	Year to Date *Claims Including Specific Adj.	Monthly Aggregate	Over Specific (Filing)	Year to Date Aggregate	Year to Date *Claims % of Agg
Jan-07	2122	\$ 57,982.79	\$ 57,982.79	\$ 71,511.40	\$ -	\$ 71,511.40	0.81
Feb-07	2122	\$ 72,856.59	\$ 130,839.38	\$ 71,511.40	\$ -	\$ 143,022.80	0.91
Mar-07	2133	\$ 88,549.98	\$ 219,389.36	\$ 71,882.10	\$ -	\$ 214,904.90	1.02
Apr-07	2129	\$ 62,543.87	\$ 281,933.23	\$ 71,747.30	\$ -	\$ 286,652.20	0.98
May-07	2143	\$ 59,589.82	\$ 341,523.05	\$ 72,219.10	\$ -	\$ 358,871.30	0.95
Jun-07	2135	\$ 65,618.70	\$ 407,141.75	\$ 71,949.50	\$ -	\$ 430,820.80	0.95
Jul-07	2124	\$ 68,787.00	\$ 475,928.75	\$ 71,578.80	\$ -	\$ 502,399.60	0.95
Aug-07	2136	\$ 63,299.44	\$ 539,228.19	\$ 71,983.20	\$ -	\$ 574,382.80	0.94
Sep-07	2139	\$ 62,314.56	\$ 601,542.75	\$ 72,084.30	\$ -	\$ 646,467.10	0.93
Oct-07							
Nov-07							
Dec-07							

	Average	Average		Average	Total		
	2131	\$ 66,838.08		\$ 71,829.68	\$ -		



Formulary:

Monthly Aggregate: (Composite Factor) x (Employee Census Ct)

COUNTY OF EL PASO - CENSUS EMPLOYEE UNITS
MEDICAL ENROLLMENT 10/01/06 - 09/30/07

		Active		Sherriff		Cobra		Retired		BASIC TOTAL	BUY UP TOTAL	GRAND TOTAL
		Basic	Buy Up	Basic	Buy Up	Basic	Buy Up	Basic	Buy Up			
OCT	E/O	379	524	196	227	0	4	12	63	587	818	1405
	E/S	20	88	18	44	0	0	1	18	39	150	189
	E/C	54	165	50	129	1	1	0	1	105	296	401
	E/F	13	52	19	50	0	1	0	0	32	103	135
	TOTAL	466	829	283	450	1	6	13	82	763	1367	2130
NOV	E/O	331	576	176	259	0	4	12	64	519	903	1422
	E/S	14	95	12	51	0	0	1	18	27	164	191
	E/C	42	171	38	142	1	1	0	1	81	315	396
	E/F	8	56	16	55	0	0	0	0	24	111	135
	TOTAL	395	898	242	507	1	5	13	83	651	1493	2144
DEC	E/O	338	575	175	258	0	3	13	64	526	900	1426
	E/S	13	96	12	52	0	0	2	17	27	165	192
	E/C	44	170	37	142	1	1	0	1	82	314	396
	E/F	8	55	15	54	0	0	0	0	23	109	132
	TOTAL	403	896	239	506	1	4	15	82	658	1488	2146
JAN	E/O	340	593	186	263	0	5	11	66	537	927	1464
	E/S	15	103	12	53	0	1	2	17	29	174	203
	E/C	43	163	33	142	0	1	0	1	76	307	383
	E/F	11	54	13	58	0	0	0	0	24	112	136
	TOTAL	409	913	244	516	0	7	13	84	666	1520	2186
FEB	E/O	344	594	189	263	0	6	11	69	544	932	1476
	E/S	15	101	11	53	0	0	1	16	27	170	197
	E/C	42	166	34	144	0	0	0	1	76	311	387
	E/F	11	53	13	56	0	2	0	0	24	111	135
	TOTAL	412	914	247	516	0	8	12	86	671	1524	2195
MAR	E/O	347	598	188	259	0	5	10	68	545	930	1475
	E/S	15	100	10	55	0	1	1	16	26	172	198
	E/C	44	167	35	144	0	2	0	1	79	314	393
	E/F	11	55	13	57	0	0	0	0	24	112	136
	TOTAL	417	920	246	515	0	8	11	85	674	1528	2202
APR	E/O	350	593	187	256	0	6	10	68	547	923	1470
	E/S	14	100	8	54	0	1	1	16	23	171	194
	E/C	47	170	35	145	0	1	0	1	82	317	399
	E/F	10	56	13	59	0	0	0	0	23	115	138
	TOTAL	421	919	243	514	0	8	11	85	675	1526	2201
MAY	E/O	350	608	183	262	6	0	11	66	550	936	1486
	E/S	15	97	8	53	1	0	1	15	25	165	190
	E/C	48	172	35	147	0	0	0	1	83	320	403
	E/F	10	57	13	60	0	0	0	0	23	117	140
	TOTAL	423	934	239	522	7	0	12	82	681	1538	2219
JUN	E/O	354	602	181	263	0	6	11	66	546	937	1483
	E/S	17	94	8	51	0	1	1	15	26	161	187
	E/C	45	174	34	146	0	1	0	1	79	322	401
	E/F	13	55	13	58	0	0	0	0	26	113	139
	TOTAL	429	925	236	518	0	8	12	82	677	1533	2210
JUL	E/O	346	603	180	259	0	7	11	65	537	934	1471
	E/S	17	90	8	52	0	1	1	16	26	159	185
	E/C	44	176	36	145	0	0	0	1	80	322	402
	E/F	11	57	12	57	0	0	0	0	23	114	137
	TOTAL	418	926	236	513	0	8	12	82	666	1529	2195
AUG	E/O	353	608	180	256	0	7	11	65	544	936	1480
	E/S	17	92	8	51	0	1	1	16	26	160	186
	E/C	44	177	36	144	0	1	0	1	80	323	403
	E/F	11	58	12	58	0	0	0	0	23	116	139
	TOTAL	425	935	236	509	0	9	12	82	673	1535	2208
SEP	E/O	351	616	180	254	0	5	11	65	542	940	1482
	E/S	15	93	8	48	0	1	1	16	24	158	182
	E/C	45	178	35	146	0	1	0	1	80	326	406
	E/F	10	59	12	56	0	0	0	0	22	115	137
	TOTAL	421	946	235	504	0	7	12	82	668	1539	2207
AVERAGE	E/O	349	591	183	257	1	5	11	66	544	918	1462
	E/S	16	96	10	51	0	1	1	16	27	164	191
	E/C	45	171	37	143	0	1	0	1	82	316	398
	E/F	11	56	14	57	0	0	0	0	24	112	137
	TOTAL	420	913	244	508	1	7	12	83	677	1510	2187

COUNTY OF EL PASO - CENSUS EMPLOYEE UNITS
DENTAL ENROLLMENT 10/01/06 - 09/30/07

		Active	Cobra	Retired	TOTAL
OCT	E/O	872	6	3	881
	E/S	127	3	1	131
	E/C	158	1	0	159
	E/F	119	1	0	120
	TOTAL	1276	11	4	1291
NOV	E/O	872	6	4	882
	E/S	130	3	1	134
	E/C	153	1	0	154
	E/F	118	1	0	119
	TOTAL	1273	11	5	1289
DEC	E/O	876	5	3	884
	E/S	130	3	2	135
	E/C	153	1	0	154
	E/F	117	1	0	118
	TOTAL	1276	10	5	1291
JAN	E/O	859	4	4	867
	E/S	142	4	1	147
	E/C	147	1	0	148
	E/F	125	1	0	126
	TOTAL	1273	10	5	1288
FEB	E/O	865	6	3	874
	E/S	140	3	1	144
	E/C	146	2	0	148
	E/F	124	1	0	125
	TOTAL	1275	12	4	1291
MAR	E/O	874	6	4	884
	E/S	139	3	1	143
	E/C	148	2	0	150
	E/F	127	1	0	128
	TOTAL	1288	12	5	1305
APR	E/O	878	7	4	889
	E/S	139	3	1	143
	E/C	146	1	0	147
	E/F	126	0	0	126
	TOTAL	1289	11	5	1305
MAY	E/O	890	5	4	899
	E/S	140	3	1	144
	E/C	148	1	0	149
	E/F	126	0	0	126
	TOTAL	1304	9	5	1318
JUN	E/O	890	5	4	899
	E/S	135	3	1	139
	E/C	150	1	0	151
	E/F	127	0	0	127
	TOTAL	1302	9	5	1316
JUL	E/O	885	5	4	894
	E/S	133	3	1	137
	E/C	147	1	0	148
	E/F	129	0	0	129
	TOTAL	1294	9	5	1308
AUG	E/O	895	6	4	905
	E/S	136	3	1	140
	E/C	150	1	0	151
	E/F	128	0	0	128
	TOTAL	1309	10	5	1324
SEP	E/O	901	5	4	910
	E/S	137	2	1	140
	E/C	149	1	0	150
	E/F	132	0	0	132
	TOTAL	1319	8	5	1332
AVERAGE	E/O	880	6	4	889
	E/S	136	3	1	140
	E/C	150	1	0	151
	E/F	125	1	0	125
	TOTAL	1290	10	5	1305

Claim Lag Analysis

Contact: Adriana Aceves, Data Management Analyst
ForeSight TPA

Case No.: 0050000 COUNTY OF EL PASO

Run Date: 10/02/07

Start at Print Date: 10/01/06

Claim Lag Analysis

End at Print Date: 09/30/07

Month Paid	PRIOR	Month Incurred												Total		
		Oct-06	Nov-06	Dec-06	Jan-07	Feb-07	Mar-07	Apr-07	May-07	Jun-07	Jul-07	Aug-07	Sep-07			
Oct-06	256,291	106,222														362,513
Nov-06	258,475	194,471	109,109													562,056
Dec-06	38,417	119,127	172,529	131,561												461,634
Jan-07	20,871	198,082	81,967	129,485	74,282											504,686
Feb-07	9,807	7,561	152,743	151,633	133,107	87,203										542,054
Mar-07	11,126	5,322	58,042	20,723	91,236	116,483	97,029									399,962
Apr-07	6,578	-3,523	7,503	75,287	414,989	217,149	230,334	190,504								1,138,822
May-07	373	8,122	-8,435	970	50,223	113,967	342,412	194,833	123,361							825,825
Jun-07	748	-80	760	178	45,404	-3,552	274,917	181,410	463,830	134,736						1,098,350
Jul-07	2,260	369	86	560	3,233	1,671	333,801	15,550	218,848	422,291	94,754					1,093,422
Aug-07	2,592	1,876	360	320	707	26,228	1,474	3,738	124,478	159,723	228,531	155,469				705,495
Sep-07	579	0	17,030	10,881	479	356	2,095	3,200	9,574	7,816	84,471	278,893	93,161			508,534
TOTAL:	608,116	637,548	591,695	521,598	813,659	559,506	1,282,063	589,235	940,090	724,566	407,755	434,362	93,161			8,203,353

This report does not reflect stop loss reimbursement, administration or prescription costs.

County Walk-In Log

Contact: Olga Rosas, Customer Service Manager
ForeSight TPA

FORESIGHT TPA

**County of El Paso-Walk-in Log
County Court House**

Week of: SEPTEMBER 3 - 7

1	Insurance Card Request	2
2	Aetna PBM Benefit Questions/Problems	0
3	Benefit Booklet or Directory	1
4	Medical/Dental Benefits Infor.	1
5	Claim Status/Questions	4
6	Claim reconsideration/Appeal	0
7	Submission/Claims/Acc details/COB's	1
8	Other	1
	Total	10

Week of: SEPTEMBER 10 - 14

1	Insurance Card Request	1
2	Aetna PBM Benefit Questions/Problems	1
3	Benefit Booklet or Directory	0
4	Medical/Dental Benefits Infor.	1
5	Claim Status/Questions	2
6	Claim reconsideration/Appeal	0
7	Submission/Claims/Acc details/COB's	0
8	Other	3
	Total	8

Week of: SEPTEMBER 17 - 21

1	Insurance Card Request	1
2	Aetna PBM Benefit Questions/Problems	1
3	Benefit Booklet or Directory	3
4	Medical/Dental Benefits Infor.	1
5	Claim Status/Questions	3
6	Claim reconsideration/Appeal	0
7	Submission/Claims/Acc details/COB's	0
8	Other	3
	Total	12

Week of: SEPTEMBER 24 - 28

1	Insurance Card Request	1
2	Aetna PBM Benefit Questions/Problems	2
3	Benefit Booklet or Directory	2
4	Medical/Dental Benefits Infor.	1
5	Claim Status/Questions	4
6	Claim reconsideration/Appeal	1
7	Submission/Claims/Acc details/COB's	0
8	Other	1
	Total	12

Week of:

1	Insurance Card Request	0
2	Aetna PBM Benefit Questions/Problems	0
3	Benefit Booklet or Directory	0
4	Medical/Dental Benefits Infor.	0
5	Claim Status/Questions	0
6	Claim reconsideration/Appeal	0
7	Submission/Claims/Acc details/COB's	0
8	Other	0
	Total	0

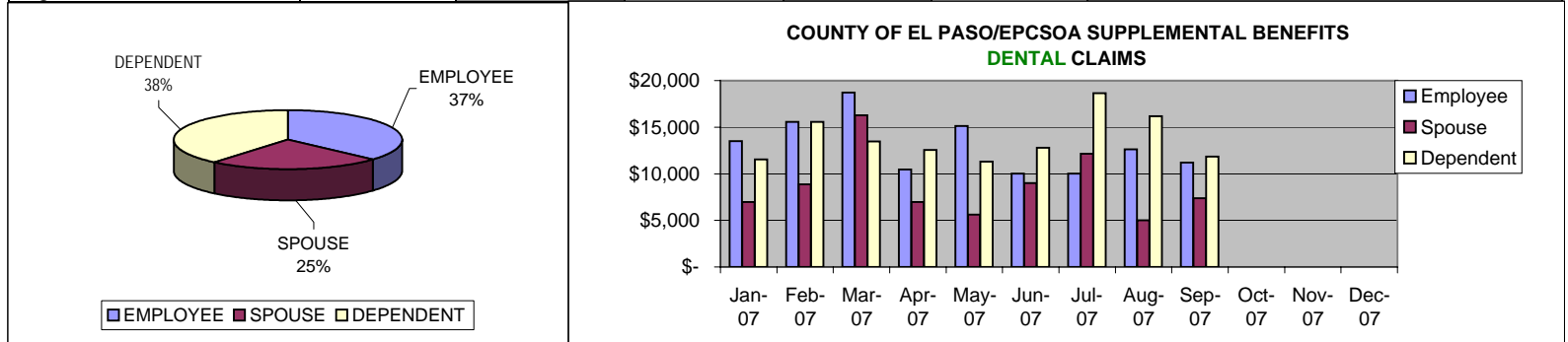
*** **Other:** Enrolled dependent to the health plan;
Dropped dependent from health plan;
Cert. Of Coverage;RX temporary id cards
EP Fitness Enroll and/or Drop; Healthy
Lifestyle Reimbursement Program

Total Visits: 42
Calls: 128

COUNTY OF EL PASO/EPCSOA SUPPLEMENTAL BENEFITS

DENTAL CLAIMS 01/01/07 - 12/31/07

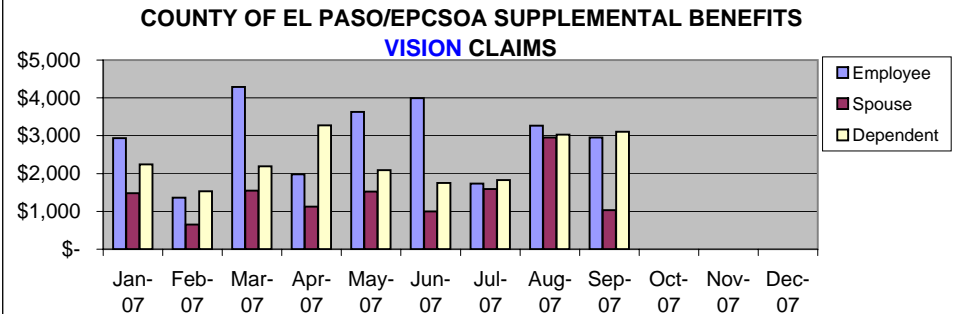
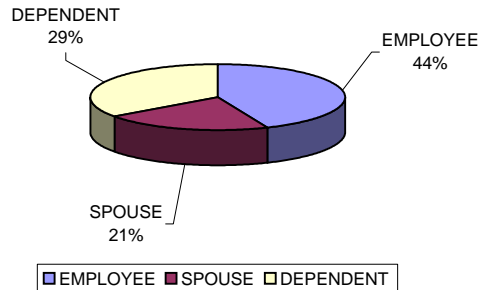
Paid Month	EMPLOYEE		SPOUSE		DEPENDENT		TOTAL	
	Member Count	Claims Paid	Member Count	Claims Paid	Member Count	Claims Paid	Member Count	Claims Paid
Jan-07	834	\$ 13,495.22	449	\$ 6,982.26	1098	\$ 11,553.24	2,381	\$ 32,030.72
Feb-07	831	\$ 15,573.69	449	\$ 8,864.06	1097	\$ 15,552.12	2,377	\$ 39,989.87
Mar-07	828	\$ 18,705.60	446	\$ 16,283.39	1092	\$ 13,459.39	2,366	\$ 48,448.38
Apr-07	824	\$ 10,468.09	446	\$ 6,976.49	1097	\$ 12,539.43	2,367	\$ 29,984.01
May-07	825	\$ 15,128.50	444	\$ 5,624.07	1101	\$ 11,308.89	2,370	\$ 32,061.46
Jun-07	819	\$ 10,013.33	443	\$ 8,990.28	1092	\$ 12,804.88	2,354	\$ 31,808.49
Jul-07	816	\$ 10,016.35	442	\$ 12,150.15	1094	\$ 18,660.08	2,352	\$ 40,826.58
Aug-07	812	\$ 12,620.87	441	\$ 4,997.03	1095	\$ 16,187.16	2,348	\$ 33,805.06
Sep-07	807	\$ 11,197.91	438	\$ 7,385.72	1090	\$ 11,842.45	2,335	\$ 30,426.08
Oct-07							-	\$ -
Nov-07							-	\$ -
Dec-07							-	\$ -
Gross Claims		\$ 117,219.56		\$ 78,253.45		\$ 123,907.64		\$ 319,380.65
Net Claims		\$ 117,219.56		\$ 78,253.45		\$ 123,907.64		\$ 319,380.65
Average Member Count	822		444		1095			
Avg. Member Cost/Month	\$ 15.85		\$ 19.57		\$ 12.57			



COUNTY OF EL PASO/EPCSOA SUPPLEMENTAL BENEFITS

VISION CLAIMS 01/01/07 - 12/31/07

Paid Month	EMPLOYEE		SPOUSE		DEPENDENT		TOTAL	
	Member Count	Claims Paid	Member Count	Claims Paid	Member Count	Claims Paid	Member Count	Claims Paid
Jan-07	832	\$ 2,935.18	447	\$ 1,483.11	1095	\$ 2,245.15	2,374	\$ 6,663.44
Feb-07	829	\$ 1,365.79	446	\$ 653.30	1094	\$ 1,531.89	2,369	\$ 3,550.98
Mar-07	826	\$ 4,289.04	443	\$ 1,548.10	1089	\$ 2,190.75	2,358	\$ 8,027.89
Apr-07	816	\$ 1,980.12	441	\$ 1,124.87	1087	\$ 3,277.28	2,344	\$ 6,382.27
May-07	822	\$ 3,629.33	440	\$ 1,521.78	1098	\$ 2,086.22	2,360	\$ 7,237.33
Jun-07	816	\$ 3,994.41	440	\$ 996.76	1086	\$ 1,747.04	2,342	\$ 6,738.21
Jul-07	810	\$ 1,736.42	437	\$ 1,588.12	1086	\$ 1,829.48	2,333	\$ 5,154.02
Aug-07	809	\$ 3,267.08	438	\$ 2,949.19	1091	\$ 3,031.20	2,338	\$ 9,247.47
Sep-07	803	\$ 2,949.12	433	\$ 1,036.16	1083	\$ 3,105.09	2,319	\$ 7,090.37
Oct-07							-	\$ -
Nov-07							-	\$ -
Dec-07							-	\$ -
Gross Claims		\$ 26,146.49		\$ 12,901.39		\$ 21,044.10		\$ 60,091.98
Net Claims		\$ 26,146.49		\$ 12,901.39		\$ 21,044.10		\$ 60,091.98
Average Member Count	818		441		1090			
Avg. Member Cost/Month	\$ 3.55		\$ 3.25		\$ 2.15			



COUNTY OF EL PASO/EPCSOA SUPPLEMENTAL BENEFITS
DENTAL ENROLLMENT 01/01/07 - 12/31/07
CENSUS - EMPLOYEE UNITS

	E/O	E/S	E/C	E/F	TOTAL
JANUARY	229	97	153	355	834
FEBRUARY	226	97	153	355	831
MARCH	226	97	152	353	828
APRIL	222	96	151	355	824
MAY	223	95	154	353	825
JUNE	221	95	152	351	819
JULY	219	96	152	349	816
AUGUST	216	95	152	349	812
SEPTEMBER	216	92	150	349	807
OCTOBER					0
NOVEMBER					0
DECEMBER					0
TOTALS:	1998	860	1369	3169	7396

AVERAGES				
E/O	1998		9	222
E/S	860		9	96
E/C	1369		9	152
E/F	3169		9	352
TOTAL:	7396		9	822

Employee Unit Descriptions:
E/O - employee only
E/S - employee/spouse
E/C - employee/child
E/F - employee/family

COUNTY OF EL PASO/EPCSOA SUPPLEMENTAL BENEFITS
VISION ENROLLMENT 01/01/07 - 12/31/07
CENSUS - EMPLOYEE UNITS

	E/O	E/S	E/C	E/F	TOTAL
JANUARY	226	98	152	356	832
FEBRUARY	224	98	152	355	829
MARCH	224	98	151	353	826
APRIL	219	96	149	352	816
MAY	221	96	152	353	822
JUNE	220	95	149	352	816
JULY	216	95	149	350	810
AUGUST	215	94	149	351	809
SEPTEMBER	214	92	148	349	803
OCTOBER					0
NOVEMBER					0
DECEMBER					0
TOTALS:	1979	862	1351	3171	7363

AVERAGES				
E/O	1979		9	220
E/S	862		9	96
E/C	1351		9	150
E/F	3171		9	352
TOTAL:	7363		9	818

Employee Unit Descriptions:
E/O - employee only
E/S - employee/spouse
E/C - employee/child
E/F - employee/family

COUNTY OF EL PASO SUPPLEMENTAL BENEFITS
DENTAL CLAIMS 01/01/07 - 12/31/07

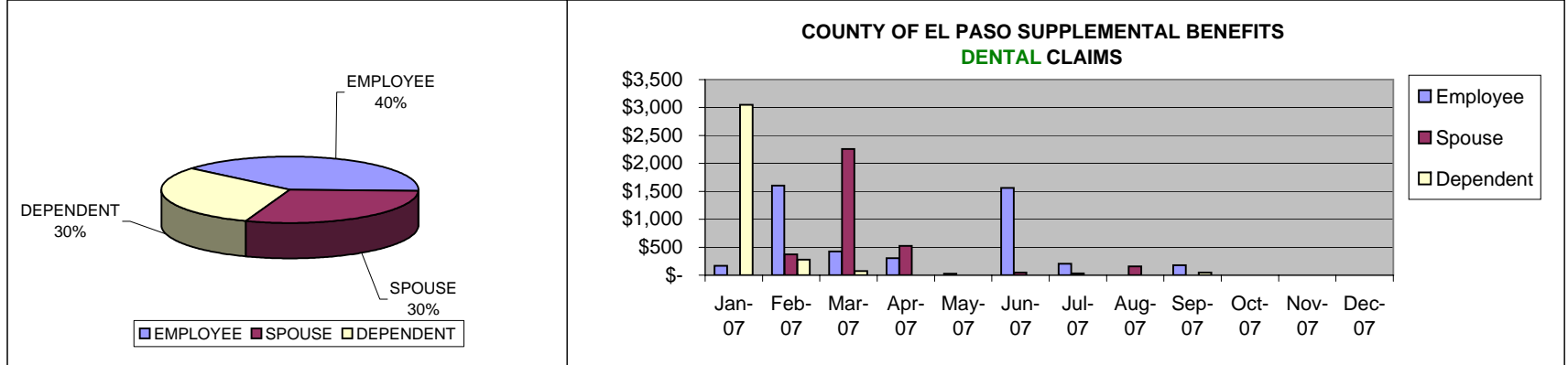
Paid Month	EMPLOYEE		SPOUSE		DEPENDENT		TOTAL	
	Member Count	Claims Paid	Member Count	Claims Paid	Member Count	Claims Paid	Member Count	Claims Paid
Jan-07	96	\$ 170.00	30	\$ -	62	\$ 3,052.00	188	\$ 3,222.00
Feb-07	93	\$ 1,601.23	30	\$ 370.00	58	\$ 277.00	181	\$ 2,248.23
Mar-07	93	\$ 425.00	30	\$ 2,260.45	58	\$ 75.40	181	\$ 2,760.85
Apr-07	92	\$ 304.62	29	\$ 525.00	56	\$ -	177	\$ 829.62
May-07	91	\$ 24.00	28	\$ -	58	\$ -	177	\$ 24.00
Jun-07	90	\$ 1,563.44	27	\$ 45.75	55	\$ -	172	\$ 1,609.19
Jul-07	90	\$ 206.00	27	\$ 31.38	55	\$ -	172	\$ 237.38
Aug-07	90	\$ -	27	\$ 158.00	55	\$ -	172	\$ 158.00
Sep-07	90	\$ 180.00	27	\$ -	55	\$ 46.40	172	\$ 226.40
Oct-07							-	\$ -
Nov-07							-	\$ -
Dec-07							-	\$ -

Gross Claims		\$ 4,474.29		\$ 3,390.58		\$ 3,450.80		\$ 11,315.67
--------------	--	-------------	--	-------------	--	-------------	--	--------------

Net Claims		\$ 4,474.29		\$ 3,390.58		\$ 3,450.80		\$ 11,315.67
------------	--	-------------	--	-------------	--	-------------	--	--------------

Average Member Count		92		28		57		
----------------------	--	----	--	----	--	----	--	--

Avg. Member Cost/Month	\$	5.42	\$	13.30	\$	6.74		
------------------------	----	------	----	-------	----	------	--	--



*Reimbursed Amount

COUNTY OF EL PASO SUPPLEMENTAL BENEFITS
DENTAL ENROLLMENT 01/01/07 - 12/31/07
CENSUS - EMPLOYEE UNITS

	E/O	E/S	E/C	E/F	TOTAL
JANUARY	48	0	0	48	96
FEBRUARY	47	0	0	46	93
MARCH	47	0	0	46	93
APRIL	47	0	0	45	92
MAY	47	0	0	44	91
JUNE	47	0	0	43	90
JULY	47	0	0	43	90
AUGUST	47	0	0	43	90
SEPTEMBER	47	0	0	43	90
OCTOBER					0
NOVEMBER					0
DECEMBER					0
TOTALS:	424	0	0	401	825

AVERAGES				
E/O	424		9	47
E/S	0		9	0
E/C	0		9	0
E/F	401		9	45
TOTAL:	825		9	92

Employee Unit Descriptions:
E/O - employee only
E/S - employee/spouse
E/C - employee/child
E/F - employee/family