



TO: COUNTY OF EL PASO
Ana Maria Villanueva

FROM: FORESIGHT TPA
Adriana Aceves, Data Management Analyst

DATE: May 9, 2008

RE: MONTHLY REPORT: April 2008

Enclosed please find the following:

- **Performance Guarantee Status**
- **Executive Summary**
- **Month End Report**
- **Claim Analysis Report (Lag)**
- **County Walk-In Log**

Received By

Received Date

Performance Guarantee Status

Contact: John Dunn, QA Dept.
ForeSight TPA.



May 10, 2008

County of El Paso Risk Pool
c/o Liza Reyes
500 East San Antonio, Room 302
El Paso, Texas 79901

RE: Year X, Quarter II, Month I Performance Guarantee Status

I am writing to inform you of our **Year X, Quarter II, Month I** (April 2008) performance guarantee status. No attachments have been enclosed at this time. However, at the end of the quarter period, I will provide you with the quarterly reports for your review. The following synopsis is for **Month I** only.

Item	Performance Standard	Month I April
Claim Dollar Payment Accuracy	98%	99.93 %
Claim Coding Accuracy	98%	99.98%
Claims turnaround - paid within 14 days	95%	95.22 %
Claims turnaround - paid within 20 days	98%	99.19%
Customer Service-abandoned calls	5%	2%

If you should have any questions, please do not hesitate to call. Thank you for your continued support.

Sincerely,

Debra Lopez
Vice President of Operations

Executive Summary

Contact: Adriana Aceves, Data Management Analyst
ForeSight TPA



^^Prescription figure updated received pending information from PBM-Aetna.

**Prescription figure not reflected due to pending information from PBM-Aetna; once information received data will be updated accordingly.

Summary Table Comparison (Plan Period Oct 07 - Sep 08)

	**Current Month April 2008	^^Prior Month March 2008	^^ Last Year April 2007
Total Dollars Paid			
**Month \$	535,571	503,667	1,301,986
**PTD (Oct-07 to Sep-08) \$	5,016,292	4,480,721	5,093,656
% / Claim Type			
Medical	92%	55%	85%
**Rx	0%	36%	13%
Dental	8%	8%	3%
% Medical Network			
In-Network	99%	99%	99%
Out of Network	<1%	<1%	1%
Out of Area	<1%	<1%	<1%
Average Employee Census			
Medical	2265	2263	2201
Dental	1377	1373	1305

2007 - 2008 Benefit Savings Summary (Oct - Sep)

Month	Gross Billed	\$ Allowed	% Allowed to Billed	% Savings	\$ Savings	\$ Paid by health plan	% Paid to Allowed
October	\$ 2,178,836	\$ 736,528	34%	66%	\$ 1,442,308	\$ 511,340	69%
November	\$ 2,176,482	\$ 713,320	33%	67%	\$ 1,463,162	\$ 551,260	77%
December	\$ 2,527,221	\$ 804,976	32%	68%	\$ 1,722,245	\$ 657,042	82%
January	\$ 4,101,787	\$ 1,239,841	30%	70%	\$ 2,861,946	\$ 695,710	56%
February	\$ 2,980,827	\$ 1,042,346	35%	65%	\$ 1,938,481	\$ 676,563	65%
March	\$ 1,825,557	\$ 508,219	28%	72%	\$ 1,317,338	\$ 320,866	63%
April	\$ 2,390,482	\$ 753,743	32%	68%	\$ 1,636,739	\$ 535,583	71%
May							
June							
July							
August							
September							
Year To Date	\$ 18,181,193	\$ 5,798,973	32%	68%	\$ 12,382,220	\$ 3,948,364	68%

⌘ This table does not reflect prescription costs.

Monthly Average for Medical, Rx, & Dental

	(12 months) 10/07 - 09/08	Current Avg/Month	^^ (12 months) 10/06 - 09/07	^^Prior Avg/Month
Medical	\$ 3,699,820	\$ 528,546	\$ 7,802,433	\$ 650,203
**Rx	\$ 1,068,756	\$ 178,126	\$ 1,989,883	\$ 165,824
Dental	\$ 247,716	\$ 35,388	\$ 388,620	\$ 32,385
**Total	\$ 5,016,292	\$ 742,060	\$ 10,180,936	\$ 848,411

Total Claims Paid / Relation

	**Current Month	**PTD 10/07 - 09/08
Employee	\$ 415,688	\$ 3,913,419
Spouse	\$ 53,114	\$ 558,594
Child	\$ 66,769	\$ 544,279
Total	\$ 535,571	\$ 5,016,292

Average / Month Comparison w/o Rx.

Month Ending:	April-08	April-07
Gross Billed	\$ 2.6 mil.	\$ 2.4 mil.
Allowed	\$ 828 thous.	\$ 786 thous.
Savings	\$ 1.8 mil.	\$ 1.6 mil.
Paid	\$ 564 thous.	\$ 566 thous.

Total Dollars Paid Comparison Plan vs Fiscal Periods

Paid Period	Months	Amount Paid
**Current Fiscal Year Oct-07 to Sep-08	7 months	\$ 5,016,292
^^Prior Fiscal Year Oct-06 to Sep-07	12 months	\$ 10,180,936
^^Prior Fiscal Year Oct-05 to Sep-06	12 months	\$ 8,346,050

++Aggregate Attachment

**MEDICAL - YTD Claims Experience	\$ 2,636,411
MEDICAL - YTD%	56%
DENTAL - YTD Claims Experience	\$ 166,055
DENTAL - YTD%	88%

++ Reinsurance Specific Deductible \$225,000

Met and/or exceeded 50% of deductible.		
Running Total	Diagnosis	Deductible
\$ 135,825.87	Malignant Neoplasm - Rectum	\$225,000
\$ 131,716.38	Malignant Neoplasm - lung	\$225,000
Met and/or exceeded 100% of deductible		
Running Total	Diagnosis	Deductible
n/a		

Large Dollar Cases paid in current reporting month (benchmark \$30,000)

Total Paid	Diagnosis	Date of Service	Provider	Paid to Provider
\$ 50,000	Osteoarthritis Leg / Staph Infection / Infection Vascular Device	03/2008 - 04/2008	Option Care Enterprises	\$ 44,108.12
\$ 45,441	Malignant Neoplasm - Rectum / Chemotherapy	02/12/08 - 02/17/08	MD Anderson	\$ 35,474.35
\$ 95,440				

‡ Detailed Information can be found on the standard month end reports.

* The data presented on this page does not reflect administrative fees. It only reflects total claim dollars paid by health plan.

This executive summary does not reflect claim costs for County Supplemental Plan.

++ Specific Stop Loss Summary

Incurred	**Summary Totals	Claimant Count	Received	**Pending
2006	\$ 15,480.09	1	\$ 15,480.09	\$ -
2007	\$ 1,266,101.61	7	\$ 1,266,101.61	\$ -

++ All Reinsurance table illustrations are based upon the Reinsurance contract period.

** Summary Totals and Pending Amounts are subject to change depending on reinsurance ineligible amounts

Month End Report

Contact: Adriana Aceves, Data Management Analyst
ForeSight TPA

**COUNTY OF EL PASO
ACTIVE EMPLOYEES - BASIC PLAN
MEDICAL CLAIMS 10/01/07 - 09/30/08
WITH PRESCRIPTIONS**

*Prescription figure updated received pending information from PBM-Aetna.

~Prescription figure not reflected due to pending information from PBM-Aetna; once information received data will be updated accordingly.

Paid Month	Employee		Spouse		Dependent		TOTAL	
	Member Count	Claims Paid	Member Count	Claims Paid	Member Count	Claims Paid	Members	Claims Paid
*Oct-07	429	\$ 42,197.34	25	\$ 6,427.75	121	\$ 4,002.58	575	\$ 52,627.67
*Nov-07	433	\$ 20,093.13	25	\$ 1,473.50	121	\$ 1,318.28	579	\$ 22,884.91
*Dec-07	410	\$ 91,106.09	21	\$ 2,792.82	113	\$ 4,344.54	544	\$ 98,243.45
*Jan-08	414	\$ 130,219.22	23	\$ 2,413.21	116	\$ 5,344.35	553	\$ 137,976.78
*Feb-08	417	\$ 46,532.28	23	\$ 2,334.28	115	\$ 3,162.92	555	\$ 52,029.48
*Mar-08	421	\$ 20,256.67	23	\$ 1,226.84	117	\$ 3,318.49	561	\$ 24,802.00
~Apr-08	422	\$ 28,376.16	23	\$ 2,049.48	116	\$ 4,709.97	561	\$ 35,135.61
May-08								
Jun-08								
Jul-08								
Aug-08								
Sep-08								

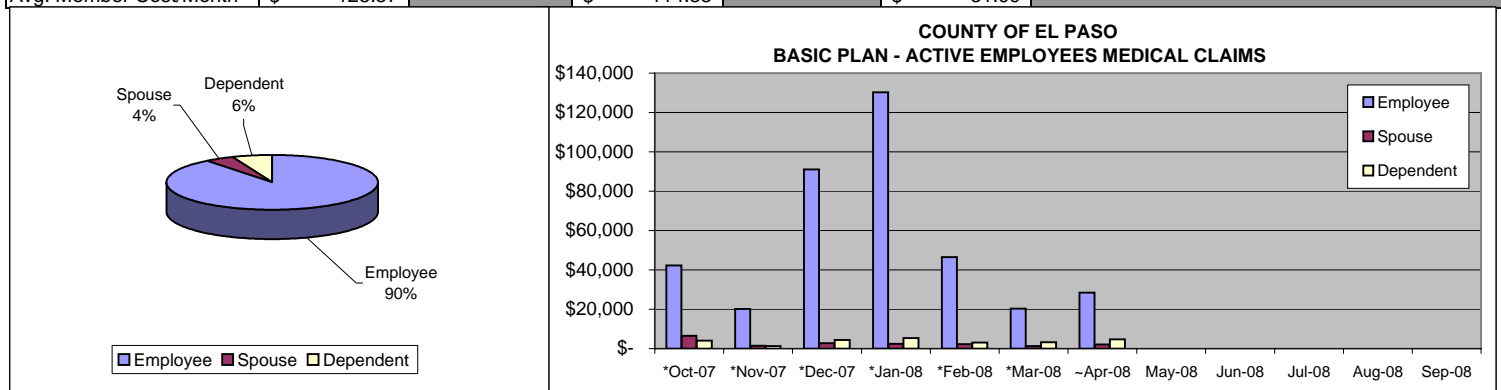
Gross Claims		\$ 378,780.89		\$ 18,717.88		\$ 26,201.13		\$ 423,699.90
--------------	--	---------------	--	--------------	--	--------------	--	---------------

**Stop Loss		\$ -		\$ -		\$ -		\$ -
-------------	--	------	--	------	--	------	--	------

Net Claims		\$ 378,780.89		\$ 18,717.88		\$ 26,201.13		\$ 423,699.90
------------	--	---------------	--	--------------	--	--------------	--	---------------

Average Member Count		421		23		117		
----------------------	--	-----	--	----	--	-----	--	--

Avg. Member Cost/Month	\$	128.57	\$	114.83	\$	31.99		
------------------------	----	--------	----	--------	----	-------	--	--



**Reimbursed Amount

**COUNTY OF EL PASO
ACTIVE EMPLOYEES - BUYUP PLAN
MEDICAL CLAIMS 10/01/07 - 09/30/08
WITH PRESCRIPTIONS**

*Prescription figure updated received pending information from PBM-Aetna.

~Prescription figure not reflected due to pending information from PBM-Aetna; once information received data will be updated accordingly.

Paid Month	Employee		Spouse		Dependent		TOTAL	
	Member Count	Claims Paid	Member Count	Claims Paid	Member Count	Claims Paid	Members	Claims Paid
*Oct-07	949	\$ 299,573.59	153	\$ 39,992.37	456	\$ 33,799.51	1,558	\$ 373,365.47
*Nov-07	950	\$ 350,474.72	152	\$ 33,696.09	454	\$ 56,489.77	1,556	\$ 440,660.58
*Dec-07	974	\$ 281,690.88	156	\$ 41,271.11	462	\$ 45,807.01	1,592	\$ 368,769.00
*Jan-08	989	\$ 408,599.59	160	\$ 39,272.44	477	\$ 35,314.21	1,626	\$ 483,186.24
*Feb-08	982	\$ 428,970.18	161	\$ 28,359.50	475	\$ 21,505.13	1,618	\$ 478,834.81
*Mar-08	979	\$ 241,511.60	161	\$ 28,449.38	474	\$ 24,611.47	1,614	\$ 294,572.45
~Apr-08	980	\$ 227,135.54	160	\$ 22,056.47	469	\$ 30,568.14	1,609	\$ 279,760.15
May-08								
Jun-08								
Jul-08								
Aug-08								
Sep-08								

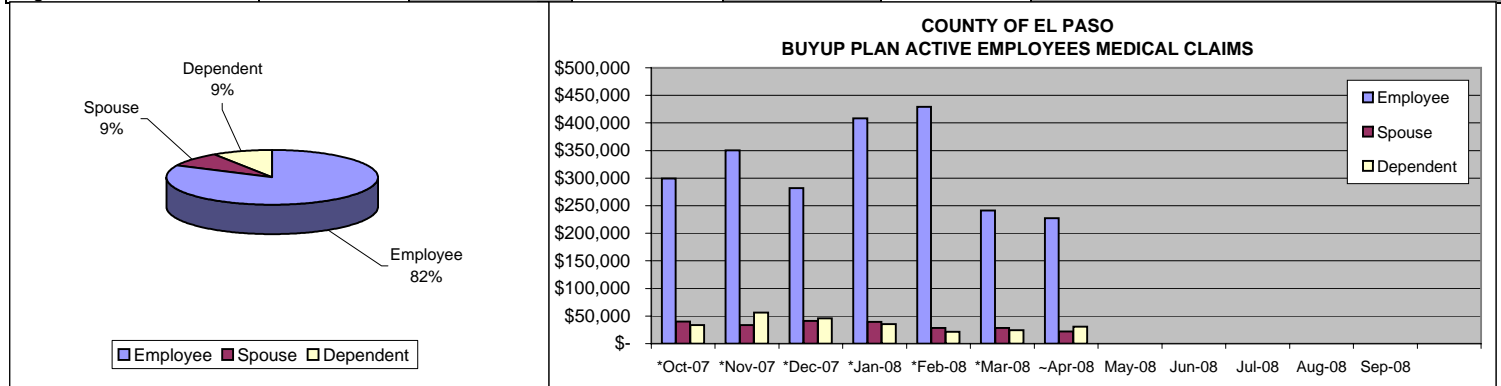
Gross Claims		\$ 2,237,956.10		\$ 233,097.36		\$ 248,095.24		\$ 2,719,148.70
--------------	--	-----------------	--	---------------	--	---------------	--	-----------------

**Stop Loss		\$ 208,713.13		\$ 73,513.93		\$ 28,968.05		\$ 311,195.11
-------------	--	---------------	--	--------------	--	--------------	--	---------------

Net Claims		\$ 2,029,242.97		\$ 159,583.43		\$ 219,127.19		\$ 2,407,953.59
------------	--	-----------------	--	---------------	--	---------------	--	-----------------

Average Member Count		972		158		467		
----------------------	--	-----	--	-----	--	-----	--	--

Avg. Member Cost/Month	\$	298.29	\$	144.68	\$	67.07		
------------------------	----	--------	----	--------	----	-------	--	--



**Reimbursed Amount

**COUNTY OF EL PASO
COBRA EMPLOYEES (NON-UNIFORM) - BASIC PLAN
MEDICAL CLAIMS 10/01/07 - 09/30/08
WITH PRESCRIPTIONS**

*Prescription figure updated received pending information from PBM-Aetna.

~Prescription figure not reflected due to pending information from PBM-Aetna, once information is received the data will be updated accordingly.

Paid Month	Employee		Spouse		Dependent		TOTAL	
	Member Count	Claims Paid	Member Count	Claims Paid	Member Count	Claims Paid	Members	Claims Paid
*Oct-07	0	\$ 98.33	0	\$ -	0	\$ -	0	\$ 98.33
*Nov-07	0	\$ 156.86	0	\$ -	0	\$ -	0	\$ 156.86
*Dec-07	0	\$ 174.84	0	\$ -	0	\$ -	0	\$ 174.84
*Jan-08	0	\$ 112.57	0	\$ -	0	\$ -	0	\$ 112.57
*Feb-08	0	\$ 105.07	0	\$ -	0	\$ -	0	\$ 105.07
*Mar-08	0	\$ 16.90	0	\$ -	0	\$ -	0	\$ 16.90
~Apr-08	0	\$ 67.61	0	\$ -	0	\$ -	0	\$ 67.61
May-08								
Jun-08								
Jul-08								
Aug-08								
Sep-08								

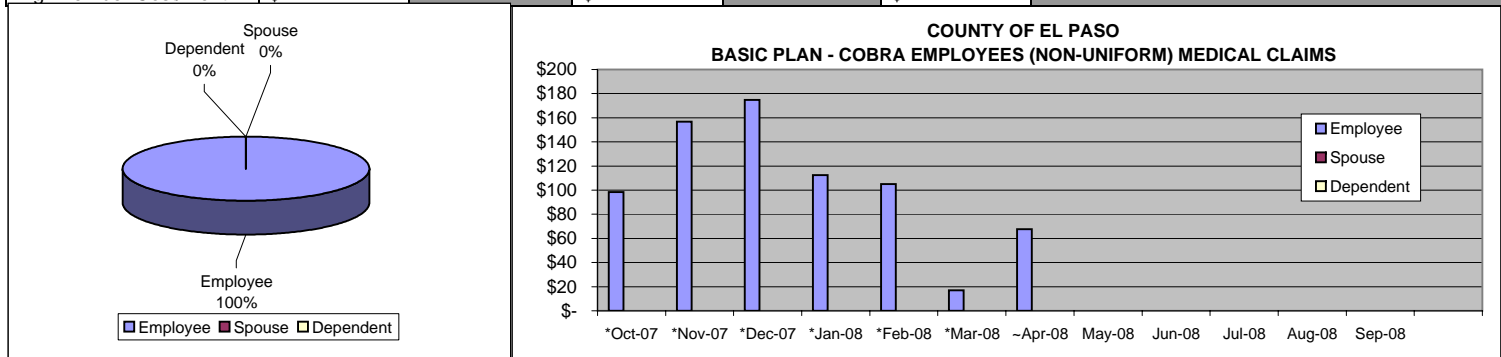
Gross Claims		\$ 732.18		\$ -		\$ -		\$ 732.18
--------------	--	-----------	--	------	--	------	--	-----------

**Stop Loss		\$ -		\$ -		\$ -		\$ -
-------------	--	------	--	------	--	------	--	------

Net Claims		\$ 732.18		\$ -		\$ -		\$ 732.18
------------	--	-----------	--	------	--	------	--	-----------

Average Member Count		0		0		0		
----------------------	--	---	--	---	--	---	--	--

Avg. Member Cost/Month	\$ -		\$ -		\$ -			
------------------------	------	--	------	--	------	--	--	--



**Reimbursed Amount

**COUNTY OF EL PASO
COBRA EMPLOYEES (NON-UNIFORM) - BUYUP PLAN
MEDICAL CLAIMS 10/01/07 - 09/30/08
WITH PRESCRIPTIONS**

*Prescription figure updated received pending information from PBM-Aetna.

~Prescription figure not reflected due to pending information from PBM-Aetna, once information is received the data will be updated accordingly.

Paid Month	Employee		Spouse		Dependent		TOTAL	
	Member Count	Claims Paid	Member Count	Claims Paid	Member Count	Claims Paid	Members	Claims Paid
*Oct-07	7	\$ 2,202.73	1	\$ -	2	\$ 63.61	10	\$ 2,266.34
*Nov-07	7	\$ 2,615.54	1	\$ -	2	\$ -	10	\$ 2,615.54
*Dec-07	8	\$ 3,253.80	1	\$ -	2	\$ 71.40	11	\$ 3,325.20
*Jan-08	6	\$ 5,331.46	1	\$ -	2	\$ 897.17	9	\$ 6,228.63
*Feb-08	6	\$ 48,307.45	1	\$ -	2	\$ 59.03	9	\$ 48,366.48
*Mar-08	4	\$ 7,205.88	1	\$ -	0	\$ -	5	\$ 7,205.88
~Apr-08	5	\$ 1,735.90	1	\$ -	0	\$ 100.29	6	\$ 1,836.19
May-08								
Jun-08								
Jul-08								
Aug-08								
Sep-08								

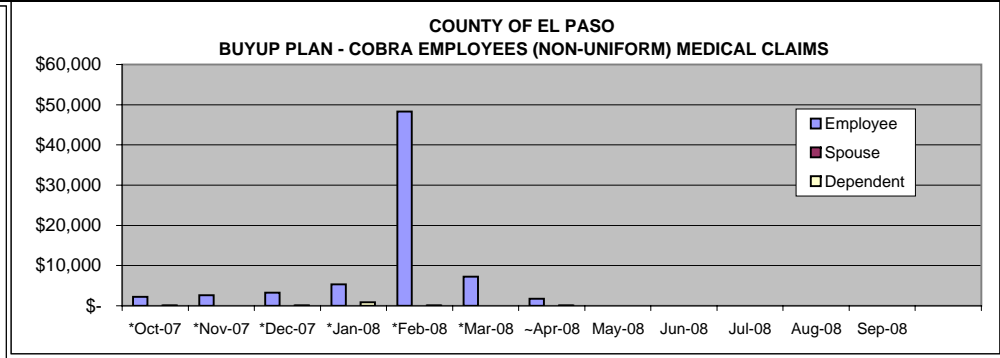
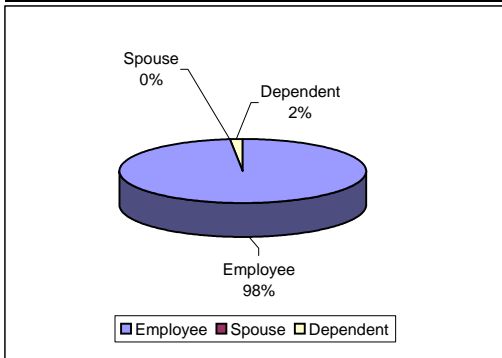
Gross Claims		\$ 70,652.76		\$ -		\$ 1,191.50		\$ 71,844.26
--------------	--	--------------	--	------	--	-------------	--	--------------

**Stop Loss		\$ -		\$ -		\$ -		\$ -
-------------	--	------	--	------	--	------	--	------

Net Claims		\$ 70,652.76		\$ -		\$ 1,191.50		\$ 71,844.26
------------	--	--------------	--	------	--	-------------	--	--------------

Average Member Count		6		1		1		
----------------------	--	---	--	---	--	---	--	--

Avg. Member Cost/Month		\$ 1,643.09		\$ -		\$ 119.15		
------------------------	--	-------------	--	------	--	-----------	--	--



**Reimbursed Amount

**COUNTY OF EL PASO
SHERIFF EMPLOYEES - BASIC PLAN
MEDICAL CLAIMS 10/01/07 - 09/30/08
WITH PRESCRIPTIONS**

*Prescription figure updated received pending information from PBM-Aetna.

~Prescription figure not reflected due to pending information from PBM-Aetna; once information received data will be updated accordingly.

Paid Month	Employee		Spouse		Dependent		TOTAL	
	Member Count	Claims Paid	Member Count	Claims Paid	Member Count	Claims Paid	Members	Claims Paid
*Oct-07	236	\$ 8,380.78	22	\$ 555.10	99	\$ 1,739.92	357	\$ 10,675.80
*Nov-07	231	\$ 11,640.89	21	\$ 74,169.84	101	\$ 3,049.57	353	\$ 88,860.30
*Dec-07	216	\$ 16,447.32	18	\$ 2,805.52	101	\$ 1,877.06	335	\$ 21,129.90
*Jan-08	213	\$ 10,422.32	18	\$ 1,522.03	102	\$ 1,386.58	333	\$ 13,330.93
*Feb-08	213	\$ 8,736.35	18	\$ 646.64	107	\$ 1,992.84	338	\$ 11,375.83
*Mar-08	211	\$ 7,010.07	19	\$ 1,529.51	102	\$ 2,624.07	332	\$ 11,163.65
~Apr-08	210	\$ 12,913.18	19	\$ 975.60	103	\$ 1,153.35	332	\$ 15,042.13
May-08								
Jun-08								
Jul-08								
Aug-08								
Sep-08								

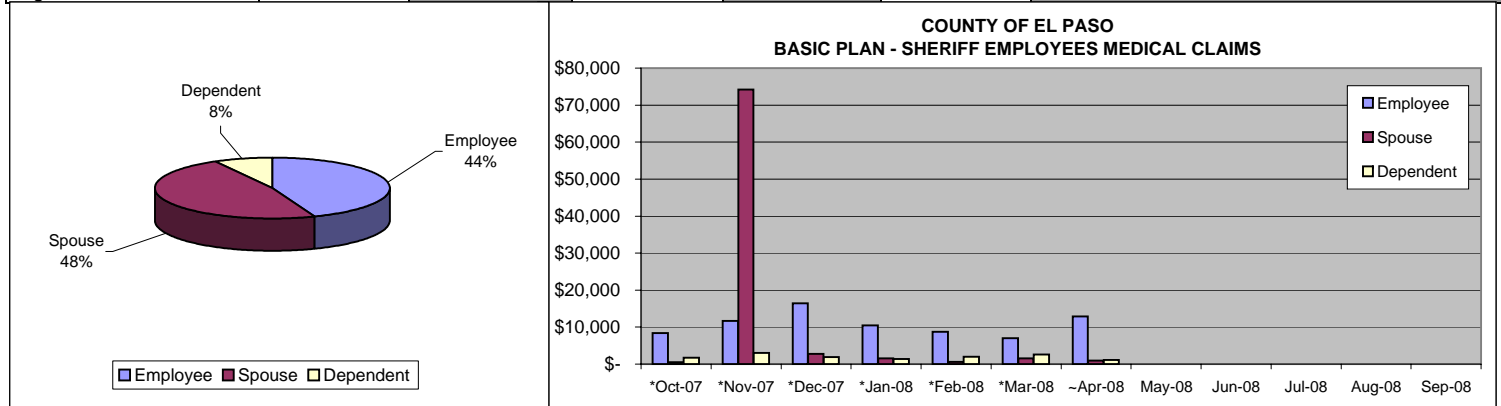
Gross Claims		\$ 75,550.91		\$ 82,204.24		\$ 13,823.39		\$ 171,578.54
--------------	--	--------------	--	--------------	--	--------------	--	---------------

**Stop Loss		\$ -		\$ -		\$ -		\$ -
-------------	--	------	--	------	--	------	--	------

Net Claims		\$ 75,550.91		\$ 82,204.24		\$ 13,823.39		\$ 171,578.54
------------	--	--------------	--	--------------	--	--------------	--	---------------

Average Member Count		219		19		102		
----------------------	--	-----	--	----	--	-----	--	--

Avg. Member Cost/Month	\$	49.38	\$	608.92	\$	19.33		
------------------------	----	-------	----	--------	----	-------	--	--



**Reimbursed Amount

**COUNTY OF EL PASO
SHERIFF EMPLOYEES - BUYUP PLAN
MEDICAL CLAIMS 10/01/07 - 09/30/08
WITH PRESCRIPTIONS**

*Prescription figure updated received pending information from PBM-Aetna.

~Prescription figure not reflected due to pending information from PBM-Aetna; once information received data will be updated accordingly.

Paid Month	Employee		Spouse		Dependent		TOTAL	
	Member Count	Claims Paid	Member Count	Claims Paid	Member Count	Claims Paid	Members	Claims Paid
*Oct-07	514	\$ 137,866.69	107	\$ 22,298.65	464	\$ 32,279.55	1,085	\$ 192,444.89
*Nov-07	515	\$ 57,463.66	105	\$ 16,070.55	458	\$ 16,493.35	1,078	\$ 90,027.56
*Dec-07	531	\$ 226,271.81	108	\$ 21,421.65	464	\$ 18,386.24	1,103	\$ 266,079.70
*Jan-08	546	\$ 76,628.02	117	\$ 22,084.43	490	\$ 65,161.08	1,153	\$ 163,873.53
*Feb-08	547	\$ 155,507.00	119	\$ 23,415.44	493	\$ 18,836.11	1,159	\$ 197,758.55
*Mar-08	549	\$ 43,989.61	120	\$ 14,387.15	493	\$ 22,788.69	1,162	\$ 81,165.45
~Apr-08	548	\$ 97,784.47	119	\$ 21,048.67	493	\$ 16,980.25	1,160	\$ 135,813.39
May-08								
Jun-08								
Jul-08								
Aug-08								
Sep-08								

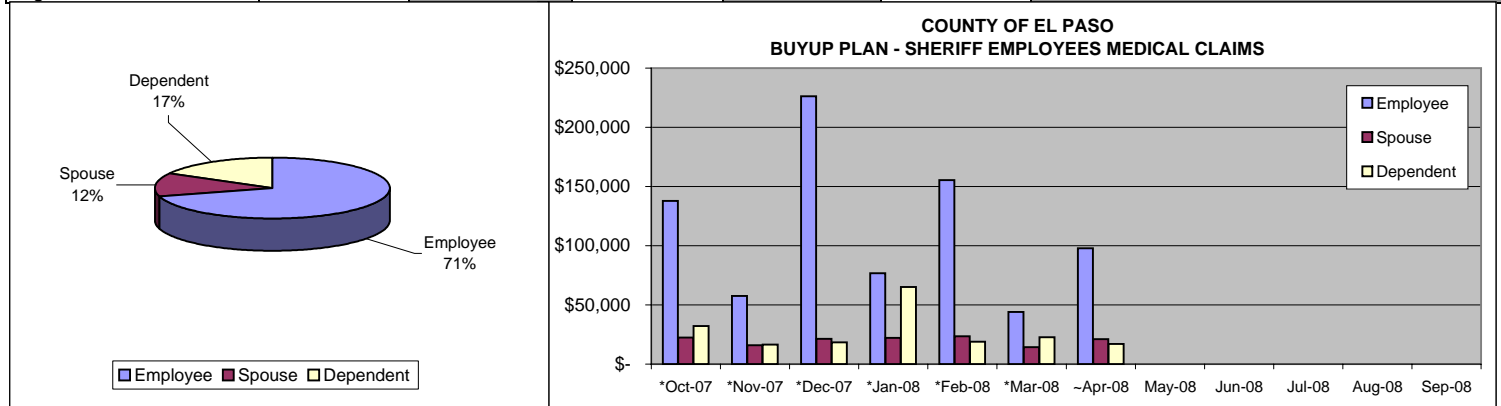
Gross Claims		\$ 795,511.26		\$ 140,726.54		\$ 190,925.27		\$ 1,127,163.07
--------------	--	---------------	--	---------------	--	---------------	--	-----------------

**Stop Loss		\$ 551,228.11		\$ -		\$ -		\$ 551,228.11
-------------	--	---------------	--	------	--	------	--	---------------

Net Claims		\$ 244,283.15		\$ 140,726.54		\$ 190,925.27		\$ 575,934.96
------------	--	---------------	--	---------------	--	---------------	--	---------------

Average Member Count		536		114		479		
----------------------	--	-----	--	-----	--	-----	--	--

Avg. Member Cost/Month	\$	65.14	\$	177.01	\$	56.91		
------------------------	----	-------	----	--------	----	-------	--	--



**Reimbursed Amount

**COUNTY OF EL PASO
COBRA SHERIFF - BASIC PLAN
MEDICAL CLAIMS 10/01/07 - 09/30/08
WITH PRESCRIPTIONS**

*Prescription figure updated received pending information from PBM-Aetna.

~Prescription figure not reflected due to pending information from PBM-Aetna, once information is received the data will be updated accordingly.

Paid Month	Employee		Spouse		Dependent		TOTAL	
	Member Count	Claims Paid	Member Count	Claims Paid	Member Count	Claims Paid	Members	Claims Paid
*Oct-07	0	\$ -	0	\$ -	0	\$ -	0	\$ -
*Nov-07	0	\$ -	0	\$ -	0	\$ -	0	\$ -
*Dec-07	0	\$ -	0	\$ -	0	\$ -	0	\$ -
*Jan-08	0	\$ -	0	\$ -	0	\$ -	0	\$ -
*Feb-08	0	\$ -	0	\$ -	0	\$ -	0	\$ -
*Mar-08	0	\$ -	0	\$ -	0	\$ -	0	\$ -
~Apr-08	0	\$ -	0	\$ -	0	\$ -	0	\$ -
May-08								
Jun-08								
Jul-08								
Aug-08								
Sep-08								


Gross Claims		\$ -		\$ -		\$ -		\$ -
--------------	--	------	--	------	--	------	--	------

**Stop Loss		\$ -		\$ -		\$ -		\$ -
-------------	--	------	--	------	--	------	--	------

Net Claims		\$ -		\$ -		\$ -		\$ -
------------	--	------	--	------	--	------	--	------

Average Member Count		0		0		0		
----------------------	--	---	--	---	--	---	--	--

Avg. Member Cost/Month		\$ -		\$ -		\$ -		\$ -
------------------------	--	------	--	------	--	------	--	------



**Reimbursed Amount

**COUNTY OF EL PASO
COBRA SHERIFF - BUYUP PLAN
MEDICAL CLAIMS 10/01/07 - 09/30/08
WITH PRESCRIPTIONS**

*Prescription figure updated received pending information from PBM-Aetna.

~Prescription figure not reflected due to pending information from PBM-Aetna, once information is received the data will be updated accordingly.

Paid Month	Employee		Spouse		Dependent		TOTAL	
	Member Count	Claims Paid	Member Count	Claims Paid	Member Count	Claims Paid	Members	Claims Paid
*Oct-07	0	\$ -	0	\$ -	0	\$ -	0	\$ -
*Nov-07	0	\$ -	0	\$ -	0	\$ -	0	\$ -
*Dec-07	0	\$ -	0	\$ -	0	\$ -	0	\$ -
*Jan-08	0	\$ -	0	\$ -	0	\$ -	0	\$ -
*Feb-08	0	\$ -	0	\$ -	0	\$ -	0	\$ -
*Mar-08	0	\$ -	0	\$ -	0	\$ -	0	\$ -
~Apr-08	0	\$ -	0	\$ -	0	\$ -	0	\$ -
May-08								
Jun-08								
Jul-08								
Aug-08								
Sep-08								


Gross Claims		\$ -		\$ -		\$ -		\$ -
--------------	--	------	--	------	--	------	--	------

**Stop Loss		\$ -		\$ -		\$ -		\$ -
-------------	--	------	--	------	--	------	--	------

Net Claims		\$ -		\$ -		\$ -		\$ -
------------	--	------	--	------	--	------	--	------

Average Member Count	0		0		0			
----------------------	---	--	---	--	---	--	--	--

Avg. Member Cost/Month	\$ -		\$ -		\$ -			
------------------------	------	--	------	--	------	--	--	--



**Reimbursed Amount

**COUNTY OF EL PASO
 RETIRED REGULAR - BASIC PLAN
 MEDICAL CLAIMS 10/01/07 - 09/30/08
 WITH PRESCRIPTIONS**

*Prescription figure updated received pending information from PBM-Aetna.

~Prescription figure not reflected due to pending information from PBM-Aetna, once information is received the data will be updated accordingly.

Paid Month	Employee		Spouse		Dependent		TOTAL	
	Member Count	Claims Paid	Member Count	Claims Paid	Member Count	Claims Paid	Members	Claims Paid
*Oct-07	7	\$ 276.31	1	\$ 32.24	1	\$ -	9	\$ 308.55
*Nov-07	7	\$ 926.64	1	\$ -	1	\$ -	9	\$ 926.64
*Dec-07	6	\$ 259.53	1	\$ -	1	\$ -	8	\$ 259.53
*Jan-08	6	\$ 987.66	1	\$ -	1	\$ -	8	\$ 987.66
*Feb-08	6	\$ 55.08	1	\$ 130.98	1	\$ -	8	\$ 186.06
*Mar-08	6	\$ 829.91	1	\$ 32.24	1	\$ -	8	\$ 862.15
~Apr-08	6	\$ 31.41	1	\$ -	1	\$ -	8	\$ 31.41
May-08								
Jun-08								
Jul-08								
Aug-08								
Sep-08								

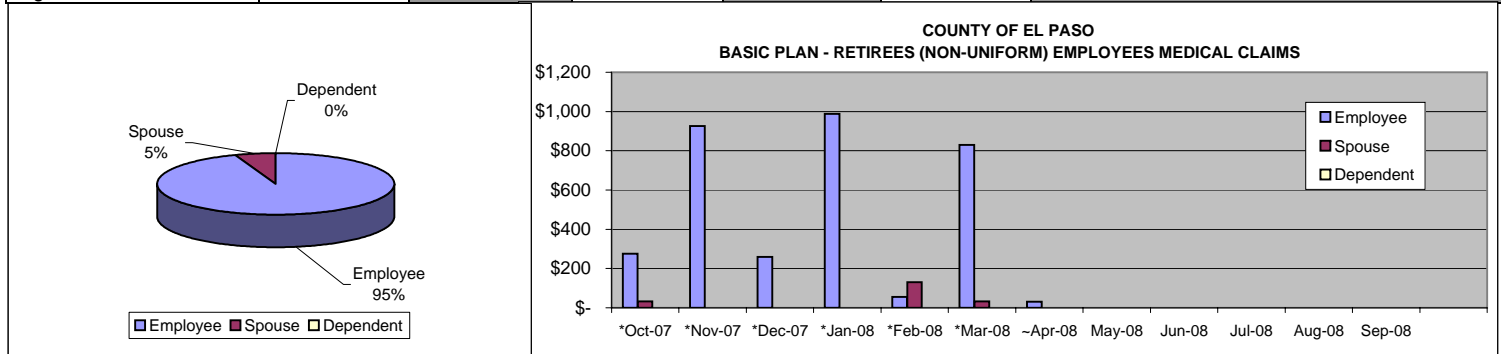
Gross Claims	\$ 3,366.54	\$ 195.46	\$ -	\$ 3,562.00
--------------	-------------	-----------	------	-------------

**Stop Loss	\$ -	\$ -	\$ -	\$ -
-------------	------	------	------	------

Net Claims	\$ 3,366.54	\$ 195.46	\$ -	\$ 3,562.00
------------	-------------	-----------	------	-------------

Average Member Count	6	1	1	
----------------------	---	---	---	--

Avg. Member Cost/Month	\$ 76.51	\$ 27.92	\$ -	
------------------------	----------	----------	------	--



**Reimbursed Amount

**COUNTY OF EL PASO
 RETIRED REGULAR - BUYUP PLAN
 MEDICAL CLAIMS 10/01/07 - 09/30/08
 WITH PRESCRIPTIONS**

*Prescription figure updated received pending information from PBM-Aetna.

~Prescription figure not reflected due to pending information from PBM-Aetna, once information is received the data will be updated accordingly.

Paid Month	Employee		Spouse		Dependent		TOTAL	
	Member Count	Claims Paid	Member Count	Claims Paid	Member Count	Claims Paid	Members	Claims Paid
*Oct-07	65	\$ 21,712.41	20	\$ 3,769.78	0	\$ -	85	\$ 25,482.19
*Nov-07	65	\$ 20,150.49	20	\$ 4,676.84	0	\$ -	85	\$ 24,827.33
*Dec-07	66	\$ 17,957.33	20	\$ 4,791.97	0	\$ -	86	\$ 22,749.30
*Jan-08	66	\$ 26,234.89	20	\$ 4,297.56	0	\$ -	86	\$ 30,532.45
*Feb-08	68	\$ 23,837.60	20	\$ 7,423.73	0	\$ -	88	\$ 31,261.33
*Mar-08	68	\$ 26,503.55	20	\$ 6,318.21	0	\$ -	88	\$ 32,821.76
~Apr-08	68	\$ 3,757.58	20	\$ 927.84	0	\$ -	88	\$ 4,685.42
May-08								
Jun-08								
Jul-08								
Aug-08								
Sep-08								

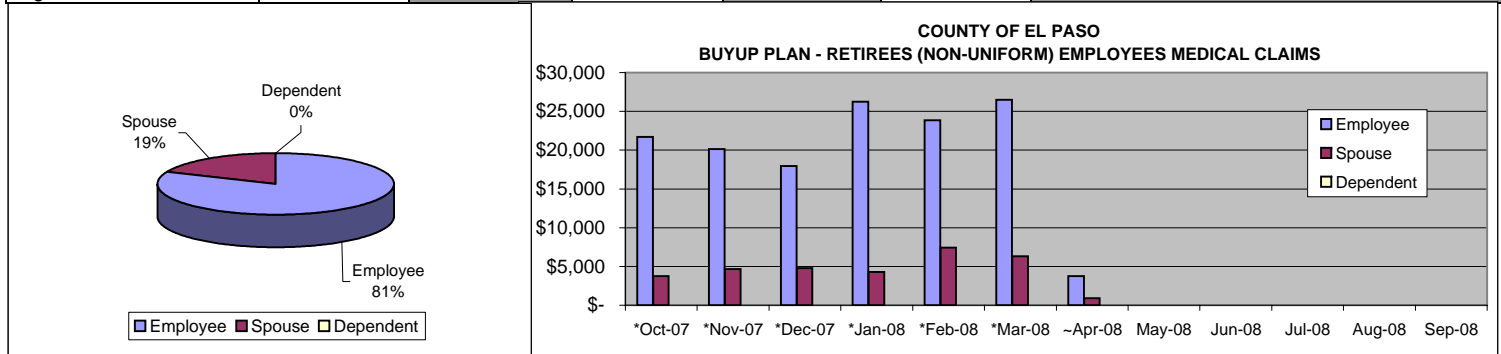
Gross Claims	\$ 140,153.85	\$ 32,205.93	\$ -	\$ 172,359.78
--------------	---------------	--------------	------	---------------

**Stop Loss	\$ -	\$ -	\$ -	\$ -
-------------	------	------	------	------

Net Claims	\$ 140,153.85	\$ 32,205.93	\$ -	\$ 172,359.78
------------	---------------	--------------	------	---------------

Average Member Count	67	20	0
----------------------	----	----	---

Avg. Member Cost/Month	\$ 300.76	\$ 230.04	\$ -
------------------------	-----------	-----------	------



**Reimbursed Amount

**COUNTY OF EL PASO
 RETIRED SHERIFF - BASIC PLAN
 MEDICAL CLAIMS 10/01/07 - 09/30/08
 WITH PRESCRIPTIONS**

*Prescription figure updated received pending information from PBM-Aetna.

~Prescription figure not reflected due to pending information from PBM-Aetna, once information is received the data will be updated accordingly.

Paid Month	Employee		Spouse		Dependent		TOTAL	
	Member Count	Claims Paid	Member Count	Claims Paid	Member Count	Claims Paid	Members	Claims Paid
*Oct-07	5	\$ 2,121.70	1	\$ 1,525.16	0	\$ -	6	\$ 3,646.86
*Nov-07	5	\$ 1,826.54	1	\$ 1,591.15	0	\$ -	6	\$ 3,417.69
*Dec-07	4	\$ 993.03	0	\$ 1,516.50	0	\$ -	4	\$ 2,509.53
*Jan-08	4	\$ 4,830.33	0	\$ 1,477.69	0	\$ -	4	\$ 6,308.02
*Feb-08	4	\$ 496.65	0	\$ -	0	\$ -	4	\$ 496.65
*Mar-08	4	\$ 1,168.61	0	\$ -	0	\$ -	4	\$ 1,168.61
~Apr-08	4	\$ 967.44	0	\$ -	0	\$ -	4	\$ 967.44
May-08								
Jun-08								
Jul-08								
Aug-08								
Sep-08								

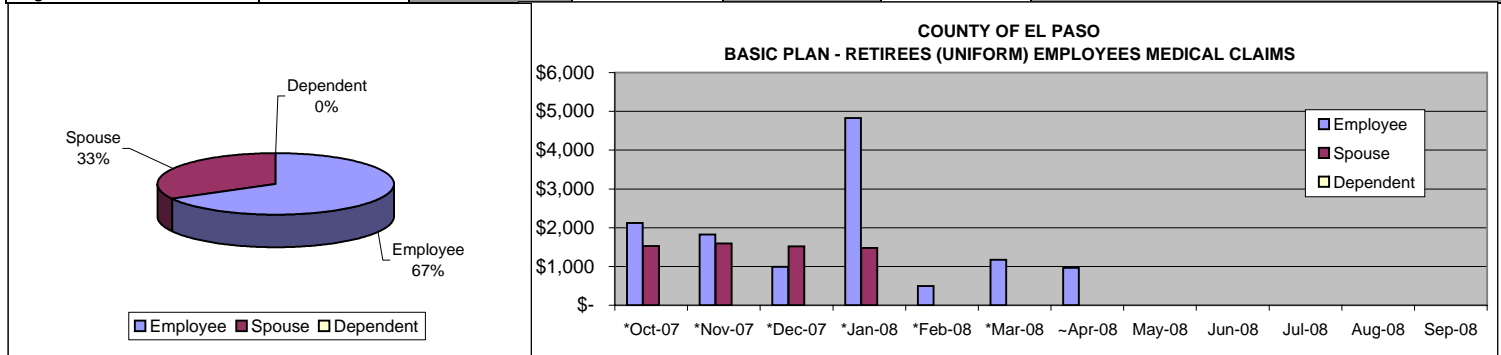
Gross Claims	\$ 12,404.30	\$ 6,110.50	\$ -	\$ 18,514.80
--------------	--------------	-------------	------	--------------

**Stop Loss	\$ -	\$ -	\$ -	\$ -
-------------	------	------	------	------

Net Claims	\$ 12,404.30	\$ 6,110.50	\$ -	\$ 18,514.80
------------	--------------	-------------	------	--------------

Average Member Count	4	0	0	
----------------------	---	---	---	--

Avg. Member Cost/Month	\$ 413.48	\$ 3,055.25	\$ -	
------------------------	-----------	-------------	------	--



**Reimbursed Amount

**COUNTY OF EL PASO
 RETIRED SHERIFF - BUYUP PLAN
 MEDICAL CLAIMS 10/01/07 - 09/30/08
 WITH PRESCRIPTIONS**

*Prescription figure updated received pending information from PBM-Aetna.

~Prescription figure not reflected due to pending information from PBM-Aetna, once information is received the data will be updated accordingly.

Paid Month	Employee		Spouse		Dependent		TOTAL	
	Member Count	Claims Paid	Member Count	Claims Paid	Member Count	Claims Paid	Members	Claims Paid
*Oct-07	18	\$ 5,376.51	5	\$ 3,369.58	1	\$ -	24	\$ 8,746.09
*Nov-07	18	\$ 4,233.65	5	\$ 1,246.85	1	\$ -	24	\$ 5,480.50
*Dec-07	19	\$ 3,800.99	6	\$ 298.95	1	\$ -	26	\$ 4,099.94
*Jan-08	19	\$ 7,300.43	6	\$ 1,144.49	1	\$ -	26	\$ 8,444.92
*Feb-08	20	\$ 3,214.25	7	\$ 624.71	1	\$ -	28	\$ 3,838.96
*Mar-08	22	\$ 6,015.90	8	\$ 2,211.01	3	\$ -	33	\$ 8,226.91
~Apr-08	22	\$ 20,603.75	7	\$ 532.13	1	\$ -	30	\$ 21,135.88
May-08								
Jun-08								
Jul-08								
Aug-08								
Sep-08								

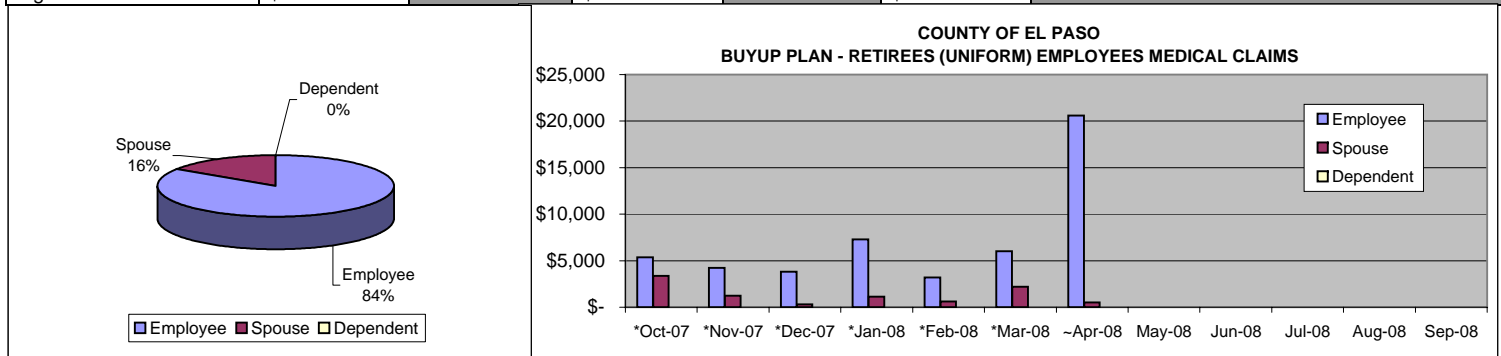
Gross Claims	\$ 50,545.48	\$ 9,427.72	\$ -	\$ 59,973.20
--------------	--------------	-------------	------	--------------

**Stop Loss	\$ -	\$ -	\$ -	\$ -
-------------	------	------	------	------

Net Claims	\$ 50,545.48	\$ 9,427.72	\$ -	\$ 59,973.20
------------	--------------	-------------	------	--------------

Average Member Count	20	6	1
----------------------	----	---	---

Avg. Member Cost/Month	\$ 366.27	\$ 214.27	\$ -
------------------------	-----------	-----------	------



**Reimbursed Amount

**COUNTY OF EL PASO
TOTALS
MEDICAL CLAIMS 10/01/07 - 09/30/08
WITH PRESCRIPTIONS**

*Prescription figure updated received pending information from PBM-Aetna.

~Prescription figure not reflected due to pending information from PBM-Aetna, once information is received the data will be updated accordingly.

Paid Month	Employee		Spouse		Dependent		TOTAL	
	Member Count	Claims Paid	Member Count	Claims Paid	Member Count	Claims Paid	Members	Claims Paid
*Oct-07	2230	\$ 519,806.39	335	\$ 77,970.63	1144	\$ 71,885.17	3,709	\$ 669,662.19
*Nov-07	2231	\$ 469,582.12	331	\$ 132,924.82	1138	\$ 77,350.97	3,700	\$ 679,857.91
*Dec-07	2234	\$ 641,955.62	331	\$ 74,898.52	1144	\$ 70,486.25	3,709	\$ 787,340.39
*Jan-08	2263	\$ 670,666.49	346	\$ 72,211.85	1189	\$ 108,103.39	3,798	\$ 850,981.73
*Feb-08	2263	\$ 715,761.91	350	\$ 62,935.28	1194	\$ 45,556.03	3,807	\$ 824,253.22
*Mar-08	2264	\$ 354,508.70	353	\$ 54,154.34	1190	\$ 53,342.72	3,807	\$ 462,005.76
~Apr-08	2265	\$ 393,373.04	350	\$ 47,590.19	1183	\$ 53,512.00	3,798	\$ 494,475.23
May-08	0	\$ -	0	\$ -	0	\$ -	0	\$ -
Jun-08	0	\$ -	0	\$ -	0	\$ -	0	\$ -
Jul-08	0	\$ -	0	\$ -	0	\$ -	0	\$ -
Aug-08	0	\$ -	0	\$ -	0	\$ -	0	\$ -
Sep-08	0	\$ -	0	\$ -	0	\$ -	0	\$ -

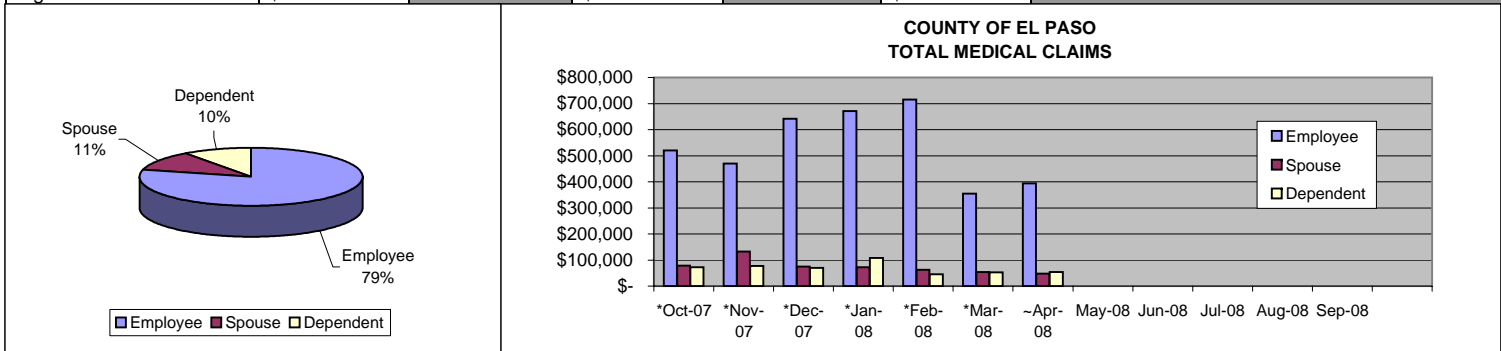
Gross Claims		\$ 3,765,654.27		\$ 522,685.63		\$ 480,236.53		\$ 4,768,576.43
--------------	--	-----------------	--	---------------	--	---------------	--	-----------------

**Stop Loss		\$ 759,941.24		\$ 73,513.93		\$ 28,968.05		\$ 862,423.22
-------------	--	---------------	--	--------------	--	--------------	--	---------------

Net Claims		\$ 3,005,713.03		\$ 449,171.70		\$ 451,268.48		\$ 3,906,153.21
------------	--	-----------------	--	---------------	--	---------------	--	-----------------

Average Member Count	1313		200		682			
----------------------	------	--	-----	--	-----	--	--	--

Avg. Member Cost/Month	\$ 190.84		\$ 187.47		\$ 55.15			
------------------------	-----------	--	-----------	--	----------	--	--	--



**Reimbursed Amount

**COUNTY OF EL PASO
ACTIVE EMPLOYEES
DENTAL CLAIMS 10/01/07 - 09/30/08**

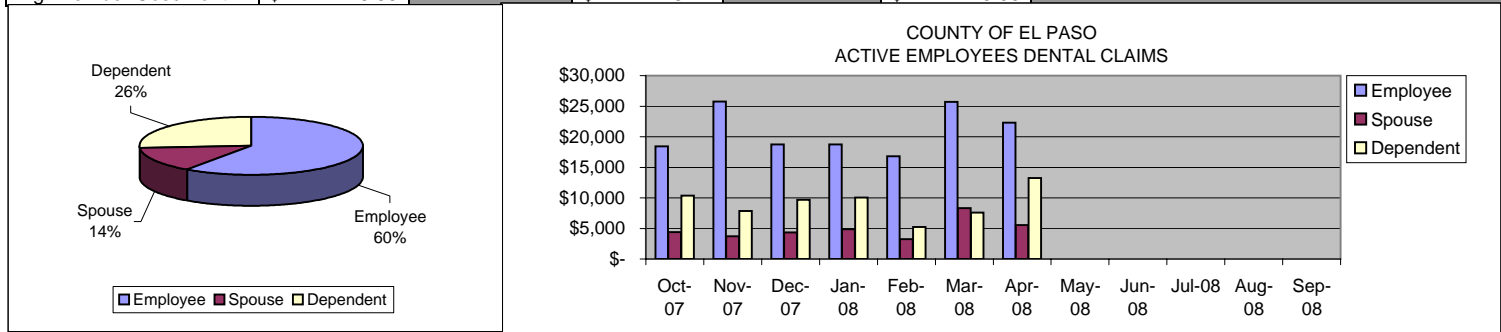
Paid Month	Employee		Spouse		Dependent		TOTAL	
	Member Count	Claims Paid	Member Count	Claims Paid	Member Count	Claims Paid	Members	Claims Paid
Oct-07	1330	\$ 18,433.19	270	\$ 4,387.89	560	\$ 10,385.36	2,160	\$ 33,206.44
Nov-07	1338	\$ 25,746.22	266	\$ 3,702.69	565	\$ 7,829.38	2,169	\$ 37,278.29
Dec-07	1290	\$ 18,763.39	258	\$ 4,349.09	552	\$ 9,708.75	2,100	\$ 32,821.23
Jan-08	1368	\$ 18,729.11	274	\$ 4,862.57	584	\$ 10,027.06	2,226	\$ 33,618.74
Feb-08	1365	\$ 16,801.56	272	\$ 3,265.11	580	\$ 5,238.42	2,217	\$ 25,305.09
Mar-08	1363	\$ 25,725.71	274	\$ 8,339.29	587	\$ 7,596.59	2,224	\$ 41,661.59
Apr-08	1366	\$ 22,315.39	274	\$ 5,523.64	584	\$ 13,257.07	2,224	\$ 41,096.10
May-08								
Jun-08								
Jul-08								
Aug-08								
Sep-08								

Gross Claims		\$ 146,514.57		\$ 34,430.28		\$ 64,042.63		\$ 244,987.48
--------------	--	---------------	--	--------------	--	--------------	--	---------------

Net Claims		\$ 146,514.57		\$ 34,430.28		\$ 64,042.63		\$ 244,987.48
------------	--	---------------	--	--------------	--	--------------	--	---------------

Average Member Count		1346		270		573		
----------------------	--	------	--	-----	--	-----	--	--

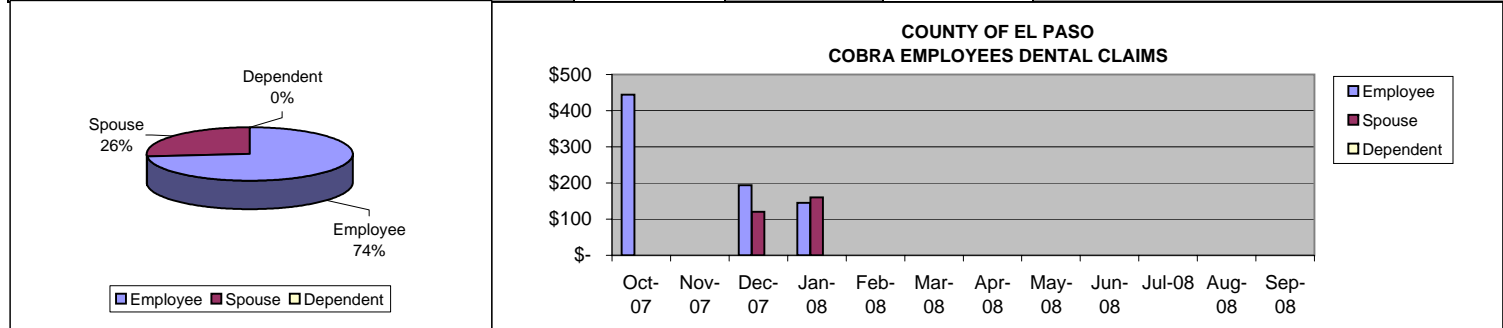
Avg. Member Cost/Month	\$	15.55	\$	18.24	\$	15.96		
------------------------	----	-------	----	-------	----	-------	--	--



**Reimbursed Amount

**COUNTY OF EL PASO
COBRA EMPLOYEES
DENTAL CLAIMS 10/01/07 - 09/30/08**

Paid Month	Employee		Spouse		Dependent		TOTAL	
	Member Count	Claims Paid	Member Count	Claims Paid	Member Count	Claims Paid	Members	Claims Paid
Oct-07	8	\$ 444.00	2	\$ -	1	\$ -	11	\$ 444.00
Nov-07	8	\$ -	2	\$ -	1	\$ -	11	\$ -
Dec-07	9	\$ 193.64	2	\$ 120.00	1	\$ -	12	\$ 313.64
Jan-08	8	\$ 145.00	1	\$ 160.00	1	\$ -	10	\$ 305.00
Feb-08	9	\$ -	1	\$ -	1	\$ -	11	\$ -
Mar-08	7	\$ -	1	\$ -	1	\$ -	9	\$ -
Apr-08	8	\$ -	1	\$ -	1	\$ -	10	\$ -
May-08								
Jun-08								
Jul-08								
Aug-08								
Sep-08								
Gross Claims		\$ 782.64		\$ 280.00		\$ -		\$ 1,062.64
Net Claims		\$ 782.64		\$ 280.00		\$ -		\$ 1,062.64
Average Member Count	8		1		1			
Avg. Member Cost/Month	\$ 13.73		\$ 28.00		\$ -			



*Reimbursed Amount

**COUNTY OF EL PASO
RETIREES EMPLOYEES
DENTAL CLAIMS 10/01/07 - 09/30/08**

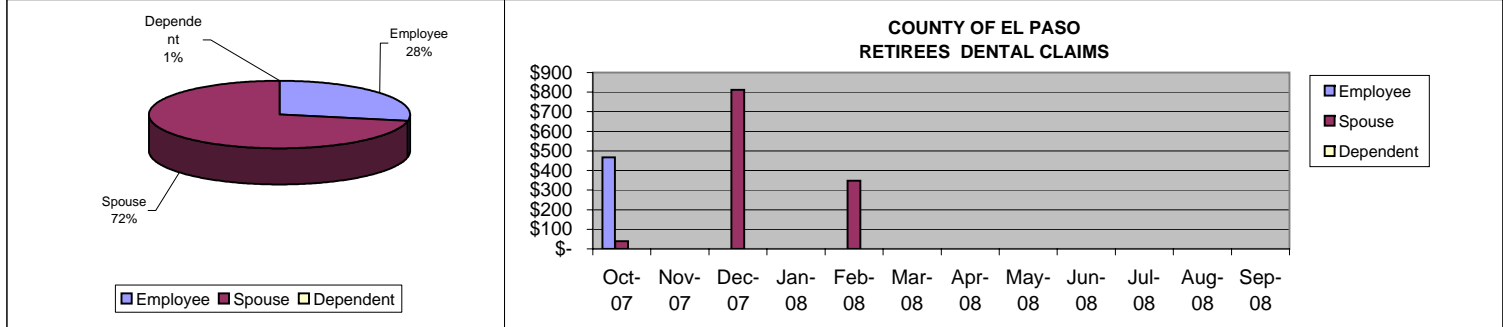
Paid Month	Employee		Spouse		Dependent		TOTAL	
	Member Count	Claims Paid	Member Count	Claims Paid	Member Count	Claims Paid	Members	Claims Paid
Oct-07	5	\$ 467.50	1	\$ 39.00	0	\$ -	6	\$ 506.50
Nov-07	5	\$ -	1	\$ -	0	\$ -	6	\$ -
Dec-07	4	\$ -	1	\$ 811.00	0	\$ -	5	\$ 811.00
Jan-08	4	\$ -	1	\$ -	0	\$ -	5	\$ -
Feb-08	4	\$ -	1	\$ 348.00	0	\$ -	5	\$ 348.00
Mar-08	3	\$ -	1	\$ -	2	\$ -	6	\$ -
Apr-08	3	\$ -	0	\$ -	0	\$ -	3	\$ -
May-08								
Jun-08								
Jul-08								
Aug-08								
Sep-08								

Gross Claims		\$ 467.50		\$ 1,198.00		\$ -		\$ 1,665.50
--------------	--	-----------	--	-------------	--	------	--	-------------

Net Claims		\$ 467.50		\$ 1,198.00		\$ -		\$ 1,665.50
------------	--	-----------	--	-------------	--	------	--	-------------

Average Member Count	4		1		0			
----------------------	---	--	---	--	---	--	--	--

Avg. Member Cost/Month	\$ 16.70		\$ 199.67		\$ -			
------------------------	----------	--	-----------	--	------	--	--	--



**Reimbursed Amount

**COUNTY OF EL PASO
TOTAL DENTAL CLAIMS
DENTAL CLAIMS 10/01/07 - 09/30/08**

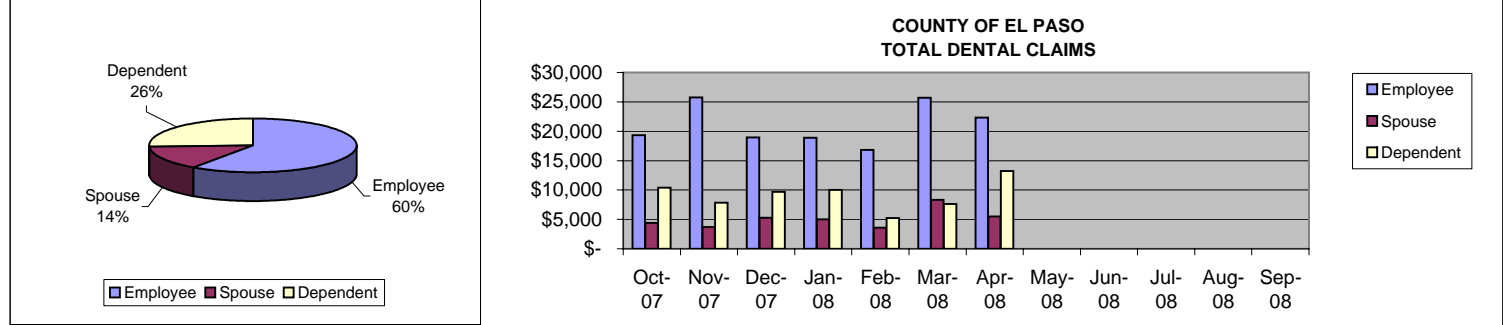
Paid Month	Employee		Spouse		Dependent		TOTAL	
	Member Count	Claims Paid	Member Count	Claims Paid	Member Count	Claims Paid	Members	Claims Paid
Oct-07	1343	\$ 19,344.69	273	\$ 4,426.89	561	\$ 10,385.36	2177	\$ 34,156.94
Nov-07	1351	\$ 25,746.22	269	\$ 3,702.69	566	\$ 7,829.38	2186	\$ 37,278.29
Dec-07	1303	\$ 18,957.03	261	\$ 5,280.09	553	\$ 9,708.75	2117	\$ 33,945.87
Jan-08	1380	\$ 18,874.11	276	\$ 5,022.57	585	\$ 10,027.06	2241	\$ 33,923.74
Feb-08	1378	\$ 16,801.56	274	\$ 3,613.11	581	\$ 5,238.42	2233	\$ 25,653.09
Mar-08	1373	\$ 25,725.71	276	\$ 8,339.29	590	\$ 7,596.59	2239	\$ 41,661.59
Apr-08	1377	\$ 22,315.39	275	\$ 5,523.64	585	\$ 13,257.07	2237	\$ 41,096.10
May-08								
Jun-08								
Jul-08								
Aug-08								
Sep-08								

Gross Claims		\$ 147,764.71		\$ 35,908.28		\$ 64,042.63		\$ 247,715.62
--------------	--	---------------	--	--------------	--	--------------	--	---------------

Net Claims		\$ 147,764.71		\$ 35,908.28		\$ 64,042.63		\$ 247,715.62
------------	--	---------------	--	--------------	--	--------------	--	---------------

Average Member Count		1358		272		574		
----------------------	--	------	--	-----	--	-----	--	--

Avg. Member Cost/Month	\$	15.55	\$	18.86	\$	15.93		
------------------------	----	-------	----	-------	----	-------	--	--



**Reimbursed Amount

**COUNTY OF EL PASO
PLAN YEAR 10/01/07 - 09/30/08**

BASIC PLAN							
	MEDICAL ACT	MEDICAL SHF	MEDICAL COBRA	MEDICAL RETIREE	MEDICAL TOTAL	DENTAL TOTAL	*RX TOTAL
Apr-08							
EMPLOYEE	28,376.16	12,913.18	67.61	998.85	42,355.80	4,358.04	0.00
SPOUSE	2,049.48	975.60	0.00	0.00	3,025.08	1,499.11	0.00
DEPENDENT	4,709.97	1,153.35	0.00	0.00	5,863.32	2,830.23	0.00
TOTAL	35,135.61	15,042.13	67.61	998.85	51,244.20	8,687.38	0.00
PTD TOTAL							
EMPLOYEE	320,684.52	64,820.99	166.96	9,082.12	394,754.59	37,840.81	76,080.23
SPOUSE	14,219.28	79,557.05	0.00	401.83	94,178.16	7,899.56	13,049.92
DEPENDENT	20,892.52	11,158.16	0.00	0.00	32,050.68	10,814.53	7,973.84
TOTAL	355,796.32	155,536.20	166.96	9,483.95	520,983.43	56,554.90	97,103.99

*April 2008 Prescription figure not reflected due to pending information from PBM-Aetna, once information is received the data will be updated accordingly.

**COUNTY OF EL PASO
PLAN YEAR 10/01/07 - 09/30/08**

BUY UP PLAN								GRAND TOTAL
	MEDICAL ACT	MEDICAL SHF	MEDICAL COBRA	MEDICAL RETIREE	MEDICAL TOTAL	DENTAL TOTAL	*RX TOTAL	
Apr-08								
EMPLOYEE	227,135.54	97,784.47	1,735.90	24,361.33	351,017.24	17,957.35	0.00	415,688.43
SPOUSE	22,056.47	21,048.67	0.00	1,459.97	44,565.11	4,024.53	0.00	53,113.83
DEPENDENT	30,568.14	16,980.25	100.29	0.00	47,648.68	10,426.84	0.00	66,769.07
TOTAL	279,760.15	135,813.39	1,836.19	25,821.30	443,231.03	32,408.72	0.00	535,571.33
PTD TOTAL								
EMPLOYEE	1,743,482.99	680,493.51	67,584.88	65,094.44	2,556,655.82	109,923.90	738,163.63	3,913,418.98
SPOUSE	161,285.28	112,854.82	0.00	13,090.82	287,230.92	28,008.72	128,226.63	558,593.91
DEPENDENT	188,740.02	145,089.95	1,120.10	0.00	334,950.07	53,228.10	105,261.94	544,279.16
TOTAL	2,093,508.29	938,438.28	68,704.98	78,185.26	3,178,836.81	191,160.72	971,652.20	5,016,292.05

*April 2008 Prescription figure not reflected due to pending information from PBM-Aetna, once information is received the data will be updated accordingly.

COUNTY OF EL PASO
NETWORK UTILIZATION REPORT (BASIC PLAN)
MEDICAL CLAIMS 10/01/2007- 09/30/2008

		OCTOBER	NOVEMBER	DECEMBER	JANUARY	FEBRUARY	MARCH	APRIL	MAY	JUNE	JULY	AUGUST	SEPTEMBER	TOTAL
IN/NET	Employee	40,004.75	20,474.89	95,919.53	132,628.03	43,216.06	17,278.12	41,843.80						391,365.18
	Spouse	5,910.25	75,041.37	4,668.88	3,031.07	1,573.95	845.76	3,025.08						94,096.36
	Dependent	4,278.37	3,642.56	5,486.69	4,939.78	3,929.55	3,654.90	5,863.32						31,795.17
	TOTAL	50,193.37	99,158.82	106,075.10	140,598.88	48,719.56	21,778.78	50,732.20	0.00	0.00	0.00	0.00	0.00	517,256.71

		OCTOBER	NOVEMBER	DECEMBER	JANUARY	FEBRUARY	MARCH	APRIL	MAY	JUNE	JULY	AUGUST	SEPTEMBER	TOTAL
OUT/NET	Employee	0.00	0.00	135.31	0.00	631.28	0.00	512.00						1,278.59
	Spouse	0.00	0.00	0.00	0.00	0.00	0.00	0.00						0.00
	Dependent	0.00	0.00	0.00	125.05	0.00	0.00	0.00						125.05
	TOTAL	0.00	0.00	135.31	125.05	631.28	0.00	512.00	0.00	0.00	0.00	0.00	0.00	1,403.64

		OCTOBER	NOVEMBER	DECEMBER	JANUARY	FEBRUARY	MARCH	APRIL	MAY	JUNE	JULY	AUGUST	SEPTEMBER	TOTAL
OUT/AREA	Employee	0.00	0.00	1,989.85	0.00	120.97	0.00	0.00						2,110.82
	Spouse	0.00	0.00	0.00	0.00	81.80	0.00	0.00						81.80
	Dependent	0.00	0.00	0.00	0.00	0.00	130.46	0.00						130.46
	TOTAL	0.00	0.00	1,989.85	0.00	202.77	130.46	0.00	0.00	0.00	0.00	0.00	0.00	2,323.08

		OCTOBER	NOVEMBER	DECEMBER	JANUARY	FEBRUARY	MARCH	APRIL	MAY	JUNE	JULY	AUGUST	SEPTEMBER	TOTAL
TOTALS	Employee	40,004.75	20,474.89	98,044.69	132,628.03	43,968.31	17,278.12	42,355.80	0.00	0.00	0.00	0.00	0.00	394,754.59
	Spouse	5,910.25	75,041.37	4,668.88	3,031.07	1,655.75	845.76	3,025.08	0.00	0.00	0.00	0.00	0.00	94,178.16
	Dependent	4,278.37	3,642.56	5,486.69	5,064.83	3,929.55	3,785.36	5,863.32	0.00	0.00	0.00	0.00	0.00	32,050.68
	TOTAL	50,193.37	99,158.82	108,200.26	140,723.93	49,553.61	21,909.24	51,244.20	0.00	0.00	0.00	0.00	0.00	520,983.43

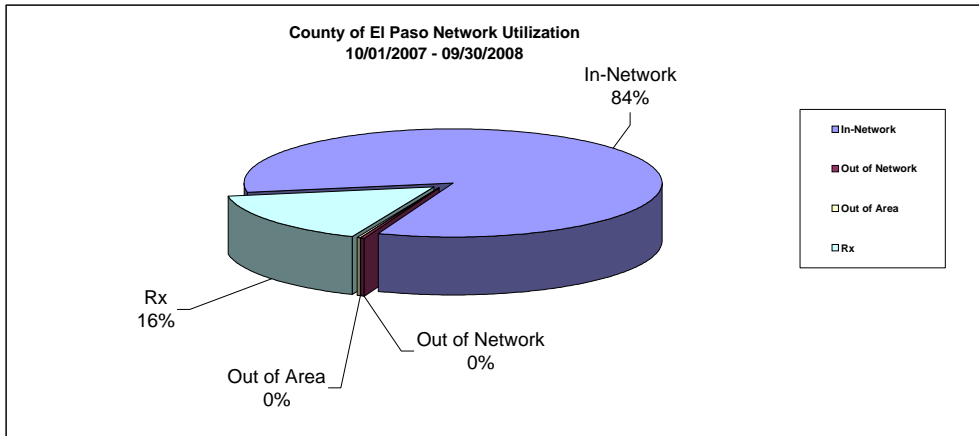
Rx CLAIMS 10/01/2007 - 09/30/2008

		*OCTOBER	*NOVEMBER	*DECEMBER	*JANUARY	*FEBRUARY	*MARCH	~APRIL	MAY	JUNE	JULY	AUGUST	SEPTEMBER	TOTAL
Rx	Employee	13,069.71	14,169.17	10,936.12	13,944.07	11,957.12	12,004.04	0.00						76,080.23
	Spouse	2,630.00	2,193.12	2,445.96	2,381.86	1,456.15	1,942.83	0.00						13,049.92
	Dependent	1,464.13	725.29	734.91	1,666.10	1,226.21	2,157.20	0.00						7,973.84
	TOTAL	17,163.84	17,087.58	14,116.99	17,992.03	14,639.48	16,104.07	0.00	0.00	0.00	0.00	0.00	0.00	97,103.99

GRAND TOTAL	67,357.21	116,246.40	122,317.25	158,715.96	64,193.09	38,013.31	51,244.20	0.00	0.00	0.00	0.00	0.00	0.00	618,087.42
--------------------	------------------	-------------------	-------------------	-------------------	------------------	------------------	------------------	-------------	-------------	-------------	-------------	-------------	-------------	-------------------

*Prescription figure updated received pending information from PBM-Aetna.

~Prescription figure not reflected pending information from PBM-Aetna; once information received data will be updated accordingly.



COUNTY OF EL PASO
NETWORK UTILIZATION REPORT (BUY UP PLAN)
MEDICAL CLAIMS 10/01/2007- 09/30/2008

		OCTOBER	NOVEMBER	DECEMBER	JANUARY	FEBRUARY	MARCH	APRIL	MAY	JUNE	JULY	AUGUST	SEPTEMBER	TOTAL
IN/NET	Employee	326,929.77	321,791.17	411,617.12	386,336.06	535,121.77	199,363.67	348,852.28						2,530,011.84
	Spouse	46,648.88	33,777.48	47,697.76	47,030.87	40,827.79	25,535.02	44,515.53						286,033.33
	Dependent	46,195.79	56,695.22	48,961.52	80,533.01	23,089.74	28,754.29	47,597.14						331,826.71
	TOTAL	419,774.44	412,263.87	508,276.40	513,899.94	599,039.30	253,652.98	440,964.95	0.00	0.00	0.00	0.00	0.00	3,147,871.88

		OCTOBER	NOVEMBER	DECEMBER	JANUARY	FEBRUARY	MARCH	APRIL	MAY	JUNE	JULY	AUGUST	SEPTEMBER	TOTAL
OUT/NET	Employee	6,215.98	1,907.24	4,685.25	4,975.55	1,873.95	1,077.86	1,401.33						22,137.16
	Spouse	156.65	0.00	0.00	114.90	0.00	89.78	0.00						361.33
	Dependent	0.00	497.60	894.64	1,289.66	(236.62)	592.03	0.00						3,037.31
	TOTAL	6,372.63	2,404.84	5,579.89	6,380.11	1,637.33	1,759.67	1,401.33	0.00	0.00	0.00	0.00	0.00	25,535.80

		OCTOBER	NOVEMBER	DECEMBER	JANUARY	FEBRUARY	MARCH	APRIL	MAY	JUNE	JULY	AUGUST	SEPTEMBER	TOTAL
OUT/AREA	Employee	252.56	148.83	385.95	745.24	679.83	1,530.78	763.63						4,506.82
	Spouse	479.82	5.04	8.05	8.61	0.00	285.16	49.58						836.26
	Dependent	0.00	0.00	0.00	0.00	0.00	34.51	51.54						86.05
	TOTAL	732.38	153.87	394.00	753.85	679.83	1,850.45	864.75	0.00	0.00	0.00	0.00	0.00	5,429.13

		OCTOBER	NOVEMBER	DECEMBER	JANUARY	FEBRUARY	MARCH	APRIL	MAY	JUNE	JULY	AUGUST	SEPTEMBER	TOTAL
TOTALS	Employee	333,398.31	323,847.24	416,688.32	392,056.85	537,675.55	201,972.31	351,017.24	0.00	0.00	0.00	0.00	0.00	2,556,655.82
	Spouse	47,285.35	33,782.52	47,705.81	47,154.38	40,827.79	25,909.96	44,565.11	0.00	0.00	0.00	0.00	0.00	287,230.92
	Dependent	46,195.79	57,192.82	49,856.16	81,822.67	22,853.12	29,380.83	47,648.68	0.00	0.00	0.00	0.00	0.00	334,950.07
	TOTAL	426,879.45	414,822.58	514,250.29	521,033.90	601,356.46	257,263.10	443,231.03	0.00	0.00	0.00	0.00	0.00	3,178,836.81

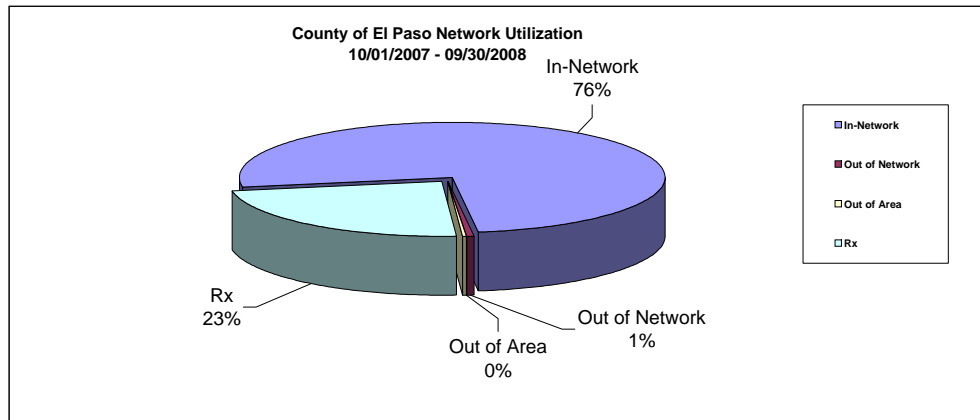
Rx CLAIMS 10/01/2007 - 09/30/2008

		*OCTOBER	*NOVEMBER	*DECEMBER	*JANUARY	*FEBRUARY	*MARCH	-APRIL	MAY	JUNE	JULY	AUGUST	SEPTEMBER	TOTAL
RX	Employee	133,333.62	111,090.82	116,286.49	132,037.54	122,160.93	123,254.23	0.00						738,163.63
	Spouse	22,145.03	21,907.81	20,077.87	19,644.54	18,995.59	25,455.79	0.00						128,226.63
	Dependent	19,946.88	15,790.30	14,408.49	19,549.79	17,547.15	18,019.33	0.00						105,261.94
	TOTAL	175,425.53	148,788.93	150,772.85	171,231.87	158,703.67	166,729.35	0.00	0.00	0.00	0.00	0.00	0.00	971,652.20

GRAND TOTAL	602,304.98	563,611.51	665,023.14	692,265.77	760,060.13	423,992.45	443,231.03	0.00	0.00	0.00	0.00	0.00	0.00	4,150,489.01
--------------------	-------------------	-------------------	-------------------	-------------------	-------------------	-------------------	-------------------	-------------	-------------	-------------	-------------	-------------	-------------	---------------------

*Prescription figure updated received pending information from PBM-Aetna.

-Prescription figure not reflected pending information from PBM-Aetna; once information received data will be updated accordingly.



COUNTY OF EL PASO
NETWORK UTILIZATION REPORT TOTAL
MEDICAL CLAIMS 10/01/2007- 09/30/2008

		OCTOBER	NOVEMBER	DECEMBER	JANUARY	FEBRUARY	MARCH	APRIL	MAY	JUNE	JULY	AUGUST	SEPTEMBER	TOTAL
IN/NET	Employee	366,934.52	342,266.06	507,536.65	518,964.09	578,337.83	216,641.79	390,696.08	0.00	0.00	0.00	0.00	0.00	2,921,377.02
	Spouse	52,559.13	108,818.85	52,366.64	50,061.94	42,401.74	26,380.78	47,540.61	0.00	0.00	0.00	0.00	0.00	380,129.69
	Dependent	50,474.16	60,337.78	54,448.21	85,472.79	27,019.29	32,409.19	53,460.46	0.00	0.00	0.00	0.00	0.00	363,621.88
	TOTAL	469,967.81	511,422.69	614,351.50	654,498.82	647,758.86	275,431.76	491,697.15	0.00	0.00	0.00	0.00	0.00	3,665,128.59

		OCTOBER	NOVEMBER	DECEMBER	JANUARY	FEBRUARY	MARCH	APRIL	MAY	JUNE	JULY	AUGUST	SEPTEMBER	TOTAL
OUT/NET	Employee	6,215.98	1,907.24	4,820.56	4,975.55	2,505.23	1,077.86	1,913.33	0.00	0.00	0.00	0.00	0.00	23,415.75
	Spouse	156.65	0.00	0.00	114.90	0.00	89.78	0.00	0.00	0.00	0.00	0.00	0.00	361.33
	Dependent	0.00	497.60	894.64	1,414.71	(236.62)	592.03	0.00	0.00	0.00	0.00	0.00	0.00	3,162.36
	TOTAL	6,372.63	2,404.84	5,715.20	6,505.16	2,268.61	1,759.67	1,913.33	0.00	0.00	0.00	0.00	0.00	26,939.44

		OCTOBER	NOVEMBER	DECEMBER	JANUARY	FEBRUARY	MARCH	APRIL	MAY	JUNE	JULY	AUGUST	SEPTEMBER	TOTAL
OUT/AREA	Employee	252.56	148.83	2,375.80	745.24	800.80	1,530.78	763.63	0.00	0.00	0.00	0.00	0.00	6,617.64
	Spouse	479.82	5.04	8.05	8.61	81.80	285.16	49.58	0.00	0.00	0.00	0.00	0.00	918.06
	Dependent	0.00	0.00	0.00	0.00	0.00	164.97	51.54	0.00	0.00	0.00	0.00	0.00	216.51
	TOTAL	732.38	153.87	2,383.85	753.85	882.60	1,980.91	864.75	0.00	0.00	0.00	0.00	0.00	7,752.21

		OCTOBER	NOVEMBER	DECEMBER	JANUARY	FEBRUARY	MARCH	APRIL	MAY	JUNE	JULY	AUGUST	SEPTEMBER	TOTAL
TOTALS	Employee	373,403.06	344,322.13	514,733.01	524,684.88	581,643.86	219,250.43	393,373.04	0.00	0.00	0.00	0.00	0.00	2,951,410.41
	Spouse	53,195.60	108,823.89	52,374.69	50,185.45	42,483.54	26,755.72	47,590.19	0.00	0.00	0.00	0.00	0.00	381,409.08
	Dependent	50,474.16	60,835.38	55,342.85	86,887.50	26,782.67	33,166.19	53,512.00	0.00	0.00	0.00	0.00	0.00	367,000.75
	TOTAL	477,072.82	513,981.40	622,450.55	661,757.83	650,910.07	279,172.34	494,475.23	0.00	0.00	0.00	0.00	0.00	3,699,820.24

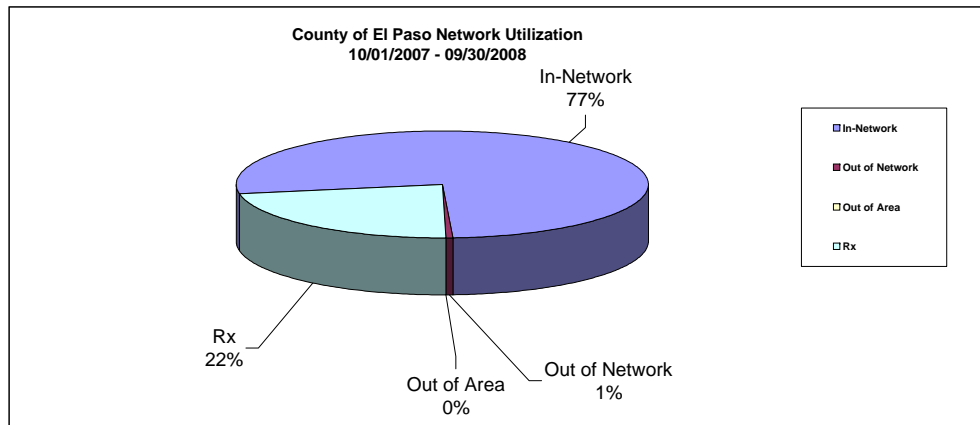
Rx CLAIMS 10/01/2007 - 09/30/2008

		*OCTOBER	*NOVEMBER	*DECEMBER	*JANUARY	*FEBRUARY	*MARCH	-APRIL	MAY	JUNE	JULY	AUGUST	SEPTEMBER	TOTAL
Rx	Employee	146,403.33	125,259.99	127,222.61	145,981.61	134,118.05	135,258.27	0.00	0.00	0.00	0.00	0.00	0.00	814,243.86
	Spouse	24,775.03	24,100.93	22,523.83	22,026.40	20,451.74	27,398.62	0.00	0.00	0.00	0.00	0.00	0.00	141,276.55
	Dependent	21,411.01	16,515.59	15,143.40	21,215.89	18,773.36	20,176.53	0.00	0.00	0.00	0.00	0.00	0.00	113,235.78
	TOTAL	192,589.37	165,876.51	164,889.84	189,223.90	173,343.15	182,833.42	0.00	0.00	0.00	0.00	0.00	0.00	1,068,756.19

GRAND TOTAL	669,662.19	679,857.91	787,340.39	850,981.73	824,253.22	462,005.76	494,475.23	0.00	0.00	0.00	0.00	0.00	0.00	4,768,576.43
--------------------	-------------------	-------------------	-------------------	-------------------	-------------------	-------------------	-------------------	-------------	-------------	-------------	-------------	-------------	-------------	---------------------

*Prescription figure updated received pending information from PBM-Aetna.

-Prescription figure not reflected pending information from PBM-Aetna; once information received data will be updated accordingly.



COUNTY OF EL PASO MONTHLY AGGREGATE REPORT

Stop Loss Carrier: Kanawha Insurance Company
Plan Year: 01/01/2008-12/31/2008
Contract: 27/12 (Incurred/Paid)
Aggregate Factor: *Medical, Rx (prescriptions)

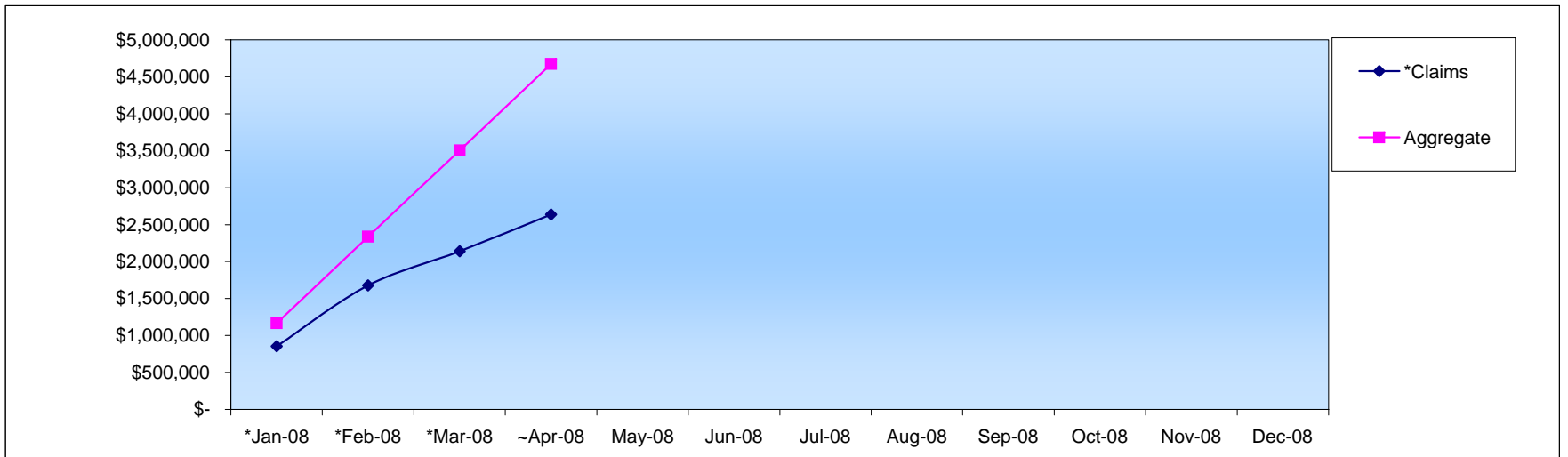
Single Factor: \$ 328.82
Family Factor: \$ 887.22
Specific Deductible: \$ 225,000
Current Month: **Apr-08**
(Incurred 10/01/2006 - 12/31/2008)
(Paid 01/01/2008 - 12/31/2008)

*Prescription figure updated received pending information from PBM-Aetna.

-Prescription figure not reflected due to pending information from PBM-AETNA; once information received data will be updated accordingly.

Paid Month	EE/Only Count (Single Factor)	EE/DEP Count (Family Factor)	Monthly *Claims w/o Specific Adj.	Year to Date *Claims Including Specific Adj.	Monthly Aggregate	Over Specific (Filing)	Year to Date Aggregate	Year to Date *Claims % of Agg
*Jan-08	1508	755	\$ 852,761.33	\$ 852,761.33	\$ 1,165,711.66	\$ -	\$ 1,165,711.66	0.73
*Feb-08	1502	761	\$ 825,917.13	\$ 1,678,678.46	\$ 1,169,062.06	\$ -	\$ 2,334,773.72	0.72
*Mar-08	1504	760	\$ 462,761.65	\$ 2,141,440.11	\$ 1,168,832.48	\$ -	\$ 3,503,606.20	0.61
~Apr-08	1508	757	\$ 494,970.58	\$ 2,636,410.69	\$ 1,167,486.10	\$ -	\$ 4,671,092.30	0.56
May-08								
Jun-08								
Jul-08								
Aug-08								
Sep-08								
Oct-08								
Nov-08								
Dec-08								

	Average		Average		Average	Total		
	1506		\$ 659,102.67		\$ 1,167,773.08	\$ -		



Formulary:

Monthly Aggregate: (Composite Factor) x (Employee Census Ct)

COUNTY OF EL PASO MONTHLY AGGREGATE REPORT

Stop Loss Carrier: Kanawha Insurance Company

Plan Year: 01/01/2008-12/31/2008

Contract: 27/12

Aggregate Factor: *Dental

Single Factor: \$ 21.88

Family Factor: \$ 59.03

Specific Deductible: \$ 225,000

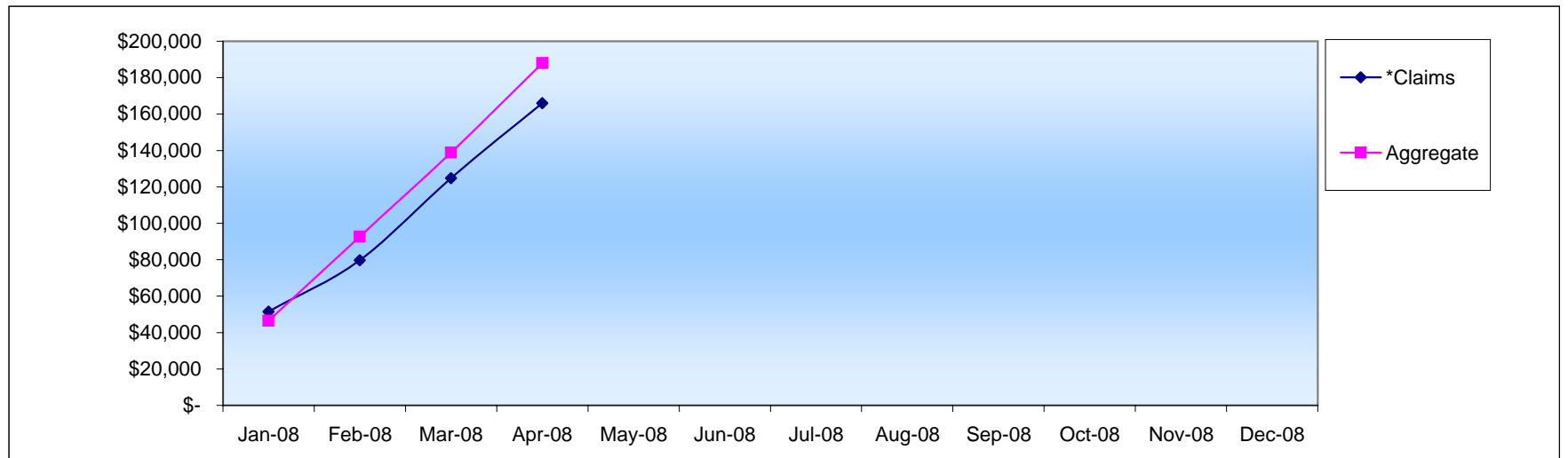
Current Month: **Apr-08**

(Incurred 10/01/2006 - 12/31/2008)

(Paid 01/01/2008 - 12/31/2008)

Paid Month	EE/Only Count (Single Factor)	EE/DEP Count (Family Factor)	Monthly *Claims w/o Specific Adj.	Year to Date *Claims Including Specific Adj.	Monthly Aggregate	Over Specific (Filing)	Year to Date Aggregate	Year to Date *Claims % of Agg
Jan-08	943	437	\$ 51,481.10	\$ 51,481.10	\$ 46,428.95	\$ -	\$ 46,428.95	1.11
Feb-08	945	433	\$ 28,200.67	\$ 79,681.77	\$ 46,236.59	\$ -	\$ 92,665.54	0.86
Mar-08	939	434	\$ 45,132.61	\$ 124,814.38	\$ 46,164.34	\$ -	\$ 138,829.88	0.90
Apr-08	984	468	\$ 41,240.45	\$ 166,054.83	\$ 49,155.96	\$ -	\$ 187,985.84	0.88
May-08								
Jun-08								
Jul-08								
Aug-08								
Sep-08								
Oct-08								
Nov-08								
Dec-08								

	Average		Average		Average	Total	
	953		\$ 41,513.71		\$ 46,996.46	\$ -	



Formulary:

Monthly Aggregate: (Composite Factor) x (Employee Census Ct)

ForeSight TPA
005 D-2008 Aggregate.xls

COUNTY OF EL PASO - CENSUS EMPLOYEE UNITS
MEDICAL ENROLLMENT 10/01/07 - 09/30/08

		Active		Sherriff		Cobra		Retired		BASIC TOTAL	BUY UP TOTAL	GRAND TOTAL
		Basic	Buy Up	Basic	Buy Up	Basic	Buy Up	Basic	Buy Up			
OCT	E/O	357	615	180	260	0	5	11	65	548	945	1493
	E/S	15	93	9	51	0	1	1	17	25	162	187
	E/C	47	181	34	147	0	1	0	1	81	330	411
	E/F	10	60	13	56	0	0	0	0	23	116	139
	TOTAL	429	949	236	514	0	7	12	83	677	1553	2230
NOV	E/O	360	618	175	265	0	5	11	65	546	953	1499
	E/S	15	93	9	49	0	1	1	17	25	160	185
	E/C	48	180	35	145	0	1	0	1	83	327	410
	E/F	10	59	12	56	0	0	0	0	22	115	137
	TOTAL	433	950	231	515	0	7	12	83	676	1555	2231
DEC	E/O	344	634	163	278	0	6	10	66	517	984	1501
	E/S	13	95	8	50	0	1	0	18	21	164	185
	E/C	45	184	34	146	0	1	0	1	79	332	411
	E/F	8	61	11	57	0	0	0	0	19	118	137
	TOTAL	410	974	216	531	0	8	10	85	636	1598	2234
JAN	E/O	346	641	161	280	0	4	10	66	517	991	1508
	E/S	13	96	6	52	0	1	0	18	19	167	186
	E/C	45	188	34	149	0	1	0	1	79	339	418
	E/F	10	64	12	65	0	0	0	0	22	129	151
	TOTAL	414	989	213	546	0	6	10	85	637	1626	2263
FEB	E/O	349	634	160	277	0	4	10	68	519	983	1502
	E/S	13	95	5	54	0	1	0	19	18	169	187
	E/C	45	186	35	151	0	1	0	1	80	339	419
	E/F	10	67	13	65	0	0	0	0	23	132	155
	TOTAL	417	982	213	547	0	6	10	88	640	1623	2263
MAR	E/O	352	631	158	281	0	3	10	69	520	984	1504
	E/S	13	98	6	53	0	1	0	19	19	171	190
	E/C	46	187	34	148	0	0	0	1	80	336	416
	E/F	10	63	13	67	0	0	0	1	23	131	154
	TOTAL	421	979	211	549	0	4	10	90	642	1622	2264
APR	E/O	353	634	156	281	0	4	10	70	519	989	1508
	E/S	13	98	6	52	0	1	0	19	19	170	189
	E/C	46	186	35	148	0	0	0	1	81	335	416
	E/F	10	62	13	67	0	0	0	0	23	129	152
	TOTAL	422	980	210	548	0	5	10	90	642	1623	2265
MAY	E/O									0	0	0
	E/S									0	0	0
	E/C									0	0	0
	E/F									0	0	0
	TOTAL	0	0	0	0	0	0	0	0	0	0	0
JUN	E/O									0	0	0
	E/S									0	0	0
	E/C									0	0	0
	E/F									0	0	0
	TOTAL	0	0	0	0	0	0	0	0	0	0	0
JUL	E/O									0	0	0
	E/S									0	0	0
	E/C									0	0	0
	E/F									0	0	0
	TOTAL	0	0	0	0	0	0	0	0	0	0	0
AUG	E/O									0	0	0
	E/S									0	0	0
	E/C									0	0	0
	E/F									0	0	0
	TOTAL	0	0	0	0	0	0	0	0	0	0	0
SEP	E/O									0	0	0
	E/S									0	0	0
	E/C									0	0	0
	E/F									0	0	0
	TOTAL	0	0	0	0	0	0	0	0	0	0	0
AVERAGE	E/O	352	630	165	275	0	4	10	67	527	976	1502
	E/S	14	95	7	52	0	1	0	18	21	166	187
	E/C	46	185	34	148	0	1	0	1	80	334	414
	E/F	10	62	12	62	0	0	0	0	22	124	146
	TOTAL	421	972	219	536	0	6	11	86	650	1600	2250

COUNTY OF EL PASO - CENSUS EMPLOYEE UNITS
DENTAL ENROLLMENT 10/01/07 - 09/30/08

		Active	Cobra	Retired	TOTAL
OCT	E/O	909	5	4	918
	E/S	136	2	1	139
	E/C	152	1	0	153
	E/F	133	0	0	133
	TOTAL	1330	8	5	1343
NOV	E/O	915	5	4	924
	E/S	134	2	1	137
	E/C	157	1	0	158
	E/F	132	0	0	132
	TOTAL	1338	8	5	1351
DEC	E/O	896	6	3	905
	E/S	125	2	1	128
	E/C	145	1	0	146
	E/F	124	0	0	124
	TOTAL	1290	9	4	1303
JAN	E/O	934	6	3	943
	E/S	136	1	1	138
	E/C	160	1	0	161
	E/F	138	0	0	138
	TOTAL	1368	8	4	1380
FEB	E/O	935	7	3	945
	E/S	133	1	1	135
	E/C	159	1	0	160
	E/F	138	0	0	138
	TOTAL	1365	9	4	1378
MAR	E/O	931	5	3	939
	E/S	135	1	0	136
	E/C	160	1	0	161
	E/F	137	0	0	137
	TOTAL	1363	7	3	1373
APR	E/O	935	6	3	944
	E/S	134	1	0	135
	E/C	160	1	0	161
	E/F	137	0	0	137
	TOTAL	1366	8	3	1377
MAY	E/O				0
	E/S				0
	E/C				0
	E/F				0
	TOTAL	0	0	0	0
JUN	E/O				0
	E/S				0
	E/C				0
	E/F				0
	TOTAL	0	0	0	0
JUL	E/O				0
	E/S				0
	E/C				0
	E/F				0
	TOTAL	0	0	0	0
AUG	E/O				0
	E/S				0
	E/C				0
	E/F				0
	TOTAL	0	0	0	0
SEP	E/O				0
	E/S				0
	E/C				0
	E/F				0
	TOTAL	0	0	0	0
AVERAGE	E/O	922	6	3	931
	E/S	133	1	1	135
	E/C	156	1	0	157
	E/F	134	0	0	134
	TOTAL	1346	8	4	1358

Claim Lag Analysis

Contact: Adriana Aceves, Data Management Analyst
ForeSight TPA

Case No.: 0050000 COUNTY OF EL PASO

Run Date: 05/09/2008

Start at Print Date: 05/01/07

Claim Lag Analysis

End at Print Date: 04/30/08

Month Paid	Month Incurred													Total
	PRIOR	May-07	Jun-07	Jul-07	Aug-07	Sep-07	Oct-07	Nov-07	Dec-07	Jan-08	Feb-08	Mar-08	Apr-08	
May-07	702,464	123,361												825,825
Jun-07	499,784	463,830	134,736											1,098,350
Jul-07	357,529	218,848	422,291	94,754										1,093,422
Aug-07	37,295	124,478	159,723	228,531	155,469									705,495
Sep-07	34,620	9,574	7,816	84,471	278,893	93,161								508,534
Oct-07	4,286	12,032	4,240	14,364	47,938	274,072	154,407							511,340
Nov-07	3,497	2,077	2,849	7,426	12,467	30,618	375,526	117,388						551,847
Dec-07	2,975	14,595	1,934	2,255	23,971	31,042	123,344	357,323	99,605					657,042
Jan-08	62	246	1,130	406	3,018	4,203	17,510	112,109	373,336	183,691				695,710
Feb-08	1,171	142	645	366	7,836	6,972	6,122	7,293	65,740	469,387	110,890			676,563
Mar-08	7,269	1,513	754	979	981	1,635	3,062	5,160	10,383	36,120	178,847	74,165		320,866
Apr-08	21	30	1,740	512	4,165	1,088	-158	4,223	2,674	25,033	137,367	250,164	108,726	535,583
TOTAL:	1,650,972	970,725	737,858	434,063	534,737	442,790	679,812	603,496	551,737	714,231	427,104	324,328	108,726	8,180,578

This report does not reflect stop loss reimbursement, administration or prescription costs.

County Walk-In Log

Contact: Olga Rosas, Customer Service Manager
ForeSight TPA

FORESIGHT TPA

County of El Paso-Walk-in Log County Court House

Week of: MARCH 31 - APRIL 4

1	Insurance Card Request	2
2	Aetna PBM Benefit Questions/Problems	0
3	Benefit Booklet or Directory	0
4	Medical/Dental Benefits Infor.	3
5	Claim Status/Questions	1
6	Claim reconsideration/Appeal	0
7	Submission/Claims/Acc details/COB's	1
8	Other	5
Total		12

Week of: APRIL 7 - 11

1	Insurance Card Request	0
2	Aetna PBM Benefit Questions/Problems	0
3	Benefit Booklet or Directory	0
4	Medical/Dental Benefits Infor.	1
5	Claim Status/Questions	1
6	Claim reconsideration/Appeal	0
7	Submission/Claims/Acc details/COB's	1
8	Other	5
Total		8

Week of: APRIL 14 - 18

1	Insurance Card Request	3
2	Aetna PBM Benefit Questions/Problems	0
3	Benefit Booklet or Directory	1
4	Medical/Dental Benefits Infor.	0
5	Claim Status/Questions	2
6	Claim reconsideration/Appeal	0
7	Submission/Claims/Acc details/COB's	2
8	Other	2
Total		10

Week of: APRIL 21 - 25

1	Insurance Card Request	0
2	Aetna PBM Benefit Questions/Problems	2
3	Benefit Booklet or Directory	0
4	Medical/Dental Benefits Infor.	1
5	Claim Status/Questions	3
6	Claim reconsideration/Appeal	0
7	Submission/Claims/Acc details/COB's	0
8	Other	3
Total		9

Week of: APRIL 28 - MAY 2

1	Insurance Card Request	0
2	Aetna PBM Benefit Questions/Problems	2
3	Benefit Booklet or Directory	0
4	Medical/Dental Benefits Infor.	1
5	Claim Status/Questions	2
6	Claim reconsideration/Appeal	0
7	Submission/Claims/Acc details/COB's	0
8	Other	2
Total		7

- *** **Other:**
- Enrolled dependent to the health plan;
 - Dropped dependent from health plan;
 - Cert. Of Coverage ;
 - RX temporary id card
 - EP Fitness Enroll and/or Drop;
 - Healthy Lifestyle Reimbursement Program

Total Visits: 46
Calls: 133