

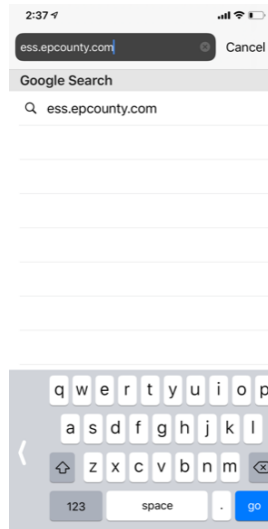
Need to view your Paycheck or W-2 on the go?

Try using your mobile phone

Simply follow these 6 simple steps on your web based mobile phone

1. Open your web browser and type

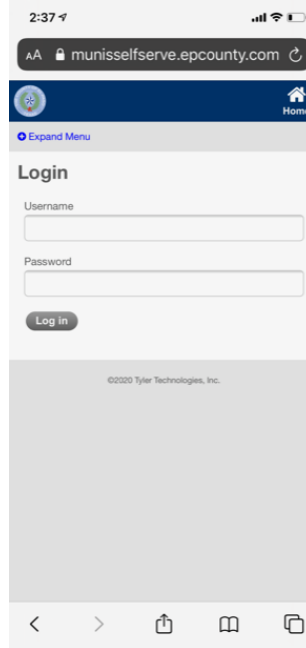
elpasocountytx.munisselfservice.com/ess/default.aspx



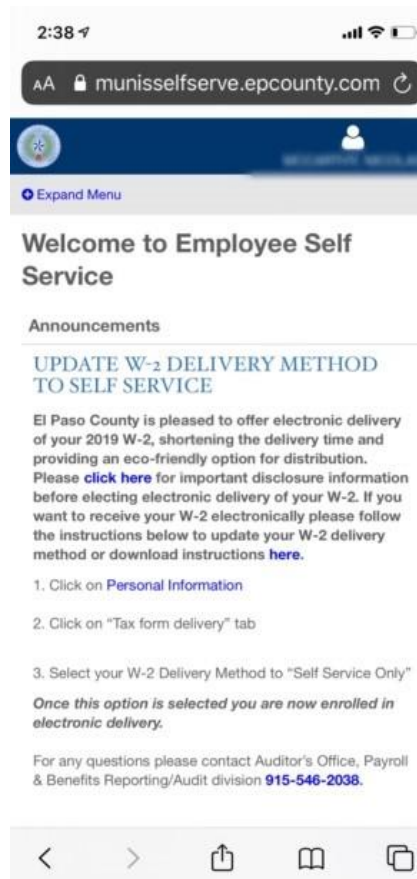
2. You will see the El Paso County Self Service Portal Screen



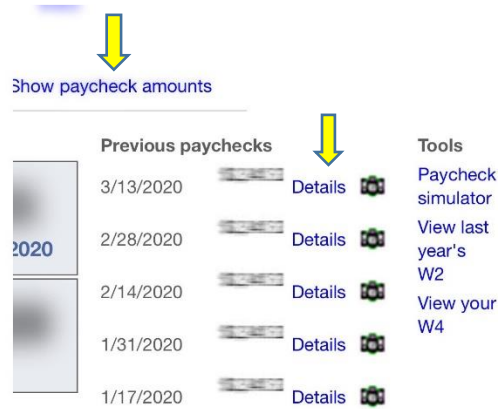
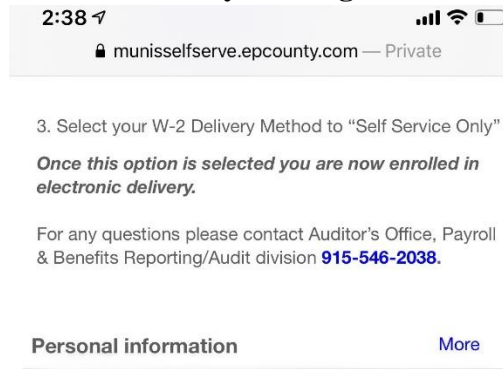
3. **Click Log In and enter your log in credentials**
(Same ones you use to log in into your work computer)



4. **Once you have entered your credentials you will see the welcome screen, scroll down to bottom of the screen**



5. Once you have scrolled down you will find “[Show paycheck amounts](#)” select the paycheck you want to view by clicking on [Details](#)



6. Once you are done please make sure to close any browser windows opened during your session.

Questions or comments please contact Payroll & Benefits Reporting-Audit at copayroll@epcounty.com