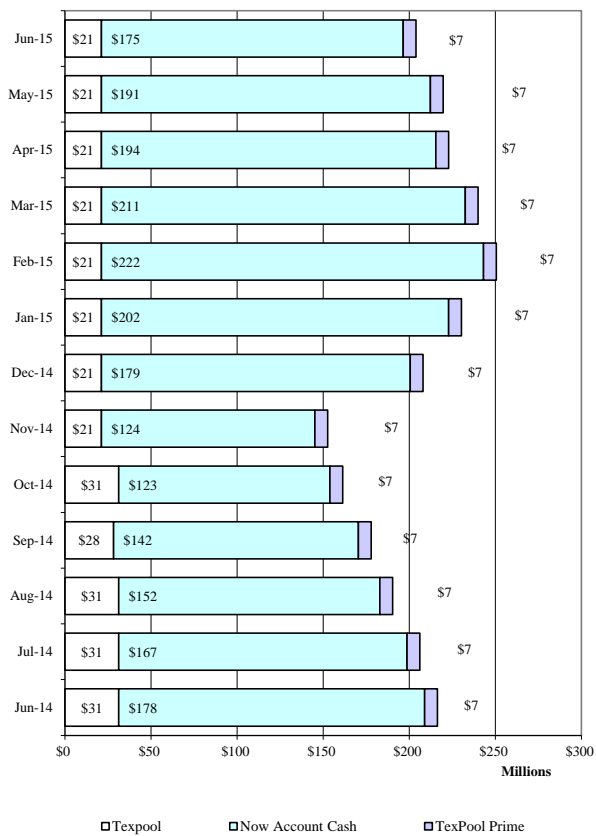


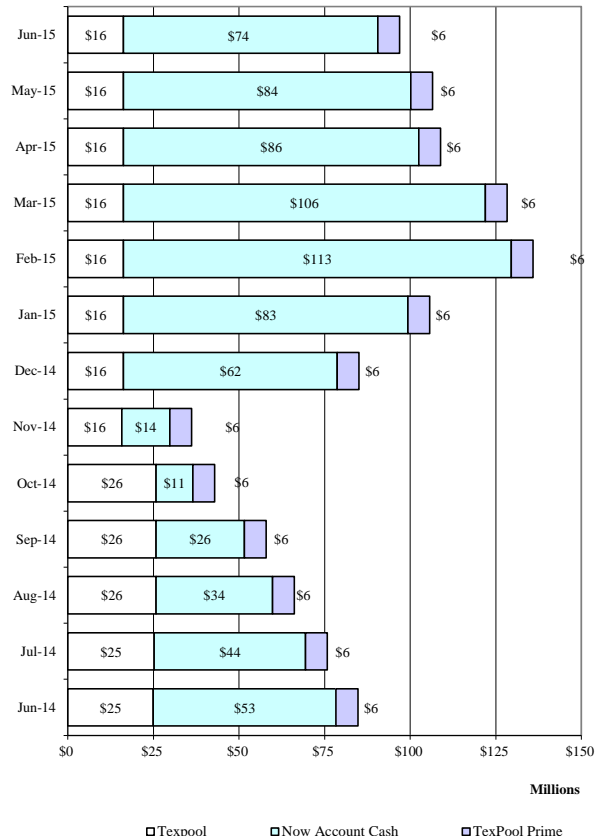
County of El Paso  
Investment Portfolio  
As of June 30, 2015

Type of Fund	TEXPOOL PRIME      TEXPOOL				Agency Notes at Par Value	Total
	Principal	YTD Interest	Jun Interest	Total		
<b>General Fund &amp; Others:</b>						
MBIA-Texas CLASS						
MBIA-County Capital Projects 2007						
Texpool Prime	\$6,365,651.18	\$3,452.86	\$557.09	\$6,369,661.13		\$6,369,661.13
Texpool Prime-County Tax Capital Projects 2007A	1,078,673.53	585.09	94.40	1,079,353.02		1,079,353.02
General Fund	16,273,745.54	5,008.32	764.23	16,279,518.09		16,279,518.09
Road & Bridge	272,355.33	77.92	12.79	272,446.04		272,446.04
County Law Library	38,029.05	11.61	1.79	38,042.45		38,042.45
Texas Capital	99,736.96	28.54	4.68	99,770.18		99,770.18
East Montana Enterprise	1,224,195.20	350.27	57.49	1,224,602.96		1,224,602.96
East Montana Reserve	91,128.07	26.07	4.28	91,158.42		91,158.42
Commissary Profit	183,734.91	52.57	8.63	183,796.11		183,796.11
Project Care Electric	37,587.06	10.74	1.77	37,599.57		37,599.57
Co. Attorney's Commissions	41,776.48	11.94	1.96	41,790.38		41,790.38
Health & Life	450,814.19	129.00	21.13	450,964.32		450,964.32
<b>Capital Projects Funds:</b>						
County Capital Improvements-2004	9.22			9.22		9.22
County Capital Improvement	161,554.59	46.23	7.59	161,608.41		161,608.41
River Park	179.73	0.02	0.01	179.76		179.76
Capital Projects 2001	913.65	0.26	0.04	913.95		913.95
County Capital Projects 2007	2,359,955.87	675.37	110.83	2,360,742.07		2,360,742.07
County Capital Projects 2002	45.20			45.20		45.20
County Tax Capital Projects 2007A	0.38			0.38		0.38
<b>Totals:</b>	<b>\$28,680,086.14</b>	<b>\$10,466.81</b>	<b>\$1,648.71</b>	<b>\$28,692,201.66</b>		<b>\$28,692,201.66</b>
<b>Now Account Cash</b>						
General Fund						\$74,283,636.56
Consolidated Funds						\$175,294,256.77

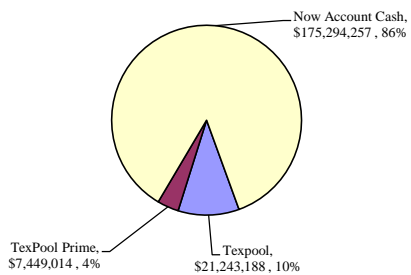
**Investment Portfolio All Funds**



**Investment Portfolio General Fund**



**Investment Portfolio All Funds, June 2015**



**Investment Portfolio General Fund, June 2015**

