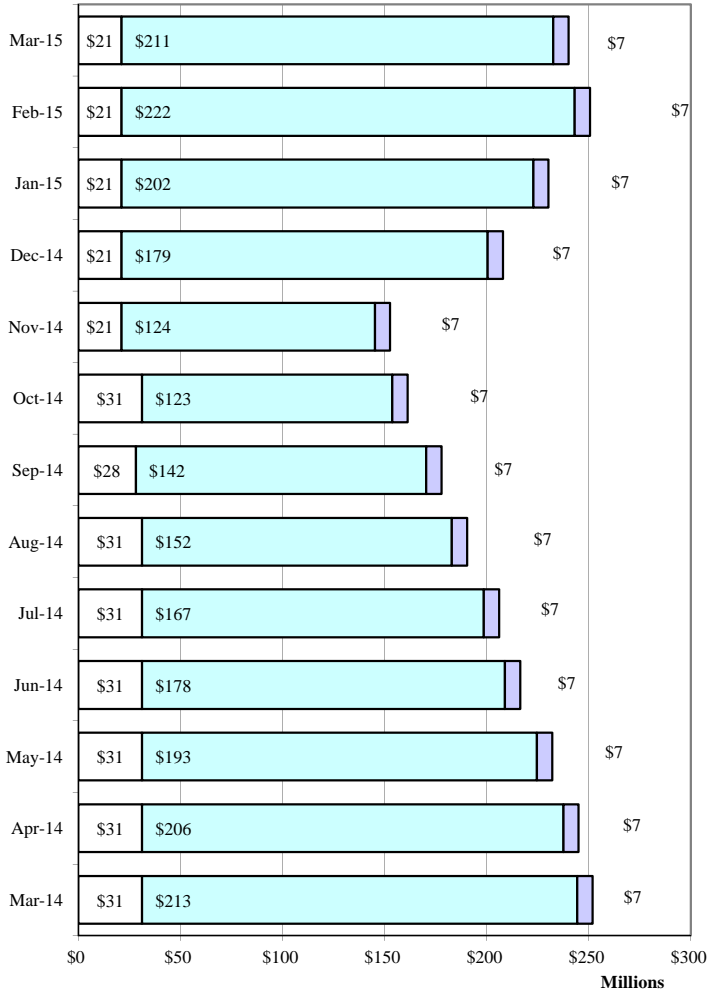


County of El Paso
Investment Portfolio
As of March 31, 2015

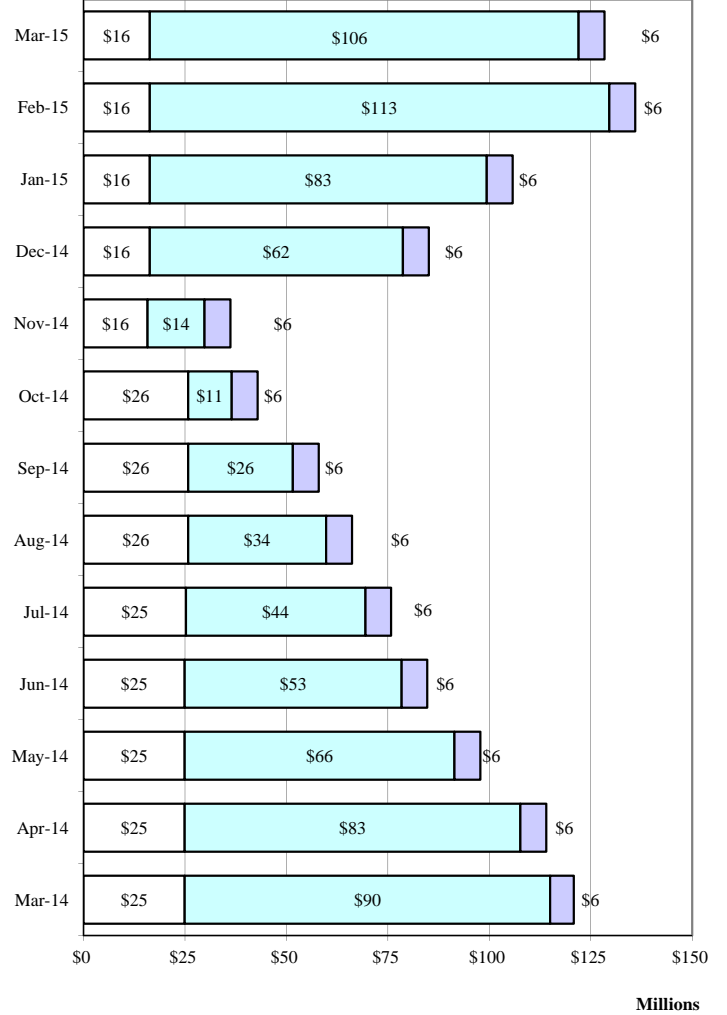
Type of Fund	TEXPOOL PRIME			TEXPOOL		Agency Notes at Par Value	Total
	Principal	YTD Interest	March Interest	Total			
General Fund & Others:							
Texpool Prime	\$6,365,651.18	\$1,905.80	\$475.65	\$6,368,032.63			\$6,368,032.63
Texpool Prime-County Tax Capital Projects 2007A	1,078,673.53	322.93	80.61	1,079,077.07			1,079,077.07
General Fund	16,273,745.54	2,874.42	663.68	16,277,283.64			16,277,283.64
Road & Bridge	272,355.33	42.21	11.11	272,408.65			272,408.65
County Law Library	38,029.05	6.62	1.55	38,037.22			38,037.22
Texas Capital	99,736.96	15.46	4.07	99,756.49			99,756.49
East Montana Enterprise	1,224,195.20	189.76	49.92	1,224,434.88			1,224,434.88
East Montana Reserve	91,128.07	14.12	3.72	91,145.91			91,145.91
Commissary Profit	183,734.91	28.48	7.49	183,770.88			183,770.88
Project Care Electric	37,587.06	5.81	1.53	37,594.40			37,594.40
Co. Attorney's Commissions	41,776.48	6.47	1.70	41,784.65			41,784.65
Health & Life	450,814.19	69.86	18.39	450,902.44			450,902.44
Capital Projects Funds:							
County Capital Improvements-2004	9.22			9.22			9.22
County Capital Improvement	161,554.59	25.04	6.59	161,586.22			161,586.22
River Park	179.73	0.01		179.74			179.74
Capital Projects 2001	913.65	0.14	0.04	913.83			913.83
County Capital Projects 2007	2,359,955.87	365.93	96.24	2,360,418.04			2,360,418.04
County Capital Projects 2002	45.20			45.20			45.20
County Tax Capital Projects 2007A	0.38			0.38			0.38
Totals:	\$28,680,086.14	\$5,873.06	\$1,422.29	\$28,687,381.49			\$28,687,381.49
Now Account Cash							
General Fund							\$105,702,619.87
Consolidated Funds							\$211,360,536.60

Investment Portfolio All Funds



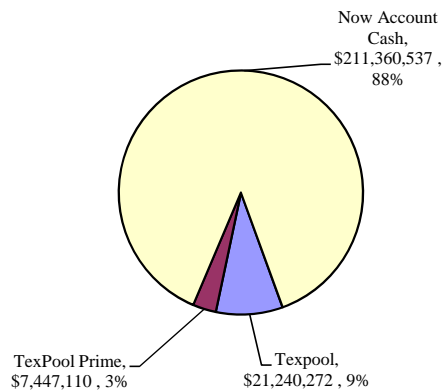
□Texpool □Now Account Cash □TexPool Prime

Investment Portfolio General Fund



□Texpool □Now Account Cash □TexPool Prime

Investment Portfolio All Funds, March 2015



Investment Portfolio General Fund, March 2015

