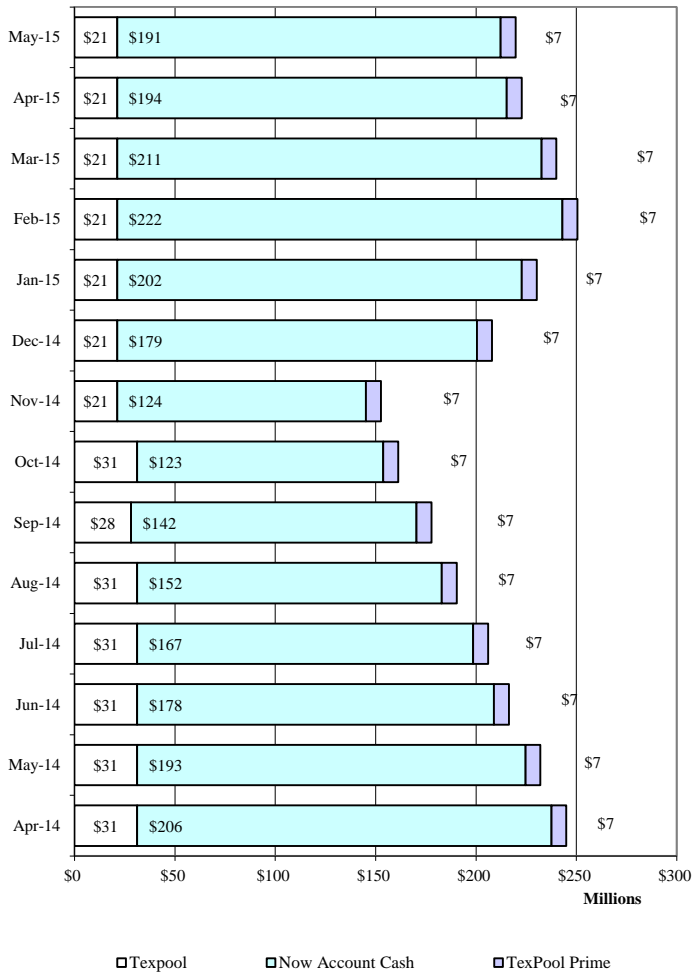


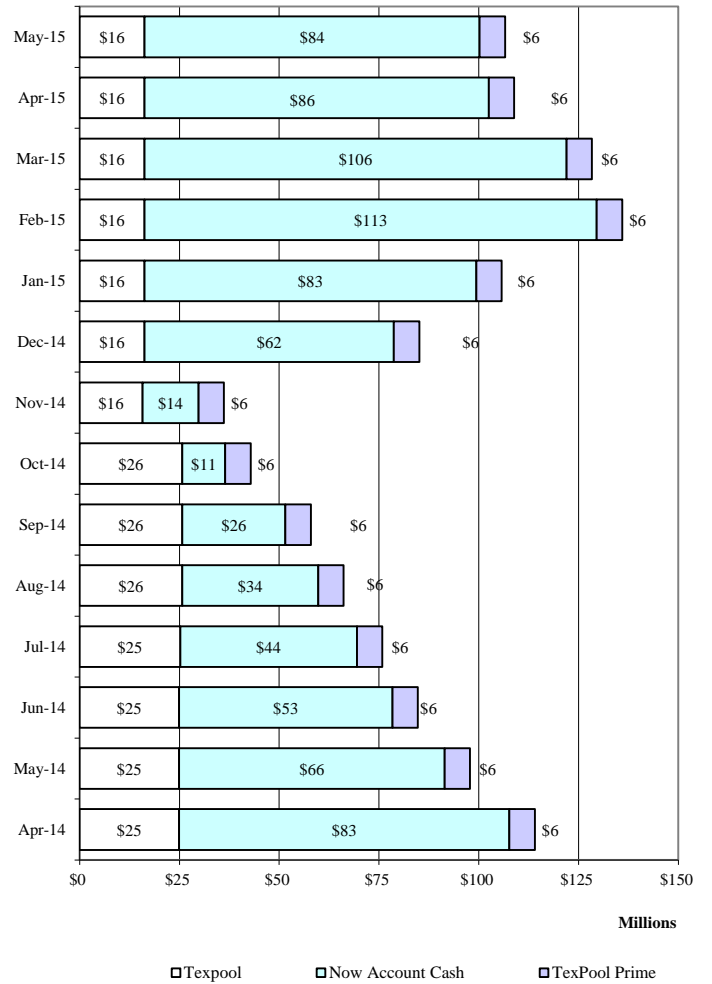
**County of El Paso
Investment Portfolio
As of May 31, 2015**

Type of Fund	TEXPOOL PRIME TEXPOOL				Agency Notes at Par Value	Total
	Principal	YTD Interest	May Interest	Total		
General Fund & Others:						
MBIA-Texas CLASS						
MBIA-County Capital Projects 2007						
Texpool Prime	\$6,365,651.18	\$2,896.53	\$557.09	\$6,369,104.80		\$6,369,104.80
Texpool Prime-County Tax Capital Projects 2007A	1,078,673.53	490.82	94.40	1,079,258.75		1,079,258.75
General Fund	16,273,745.54	4,239.00	764.23	16,278,748.77		16,278,748.77
Road & Bridge	272,355.33	65.05	12.79	272,433.17		272,433.17
County Law Library	38,029.05	9.81	1.79	38,040.65		38,040.65
Texas Capital	99,736.96	23.83	4.68	99,765.47		99,765.47
East Montana Enterprise	1,224,195.20	292.40	57.49	1,224,545.09		1,224,545.09
East Montana Reserve	91,128.07	21.76	4.28	91,154.11		91,154.11
Commissary Profit	183,734.91	43.88	8.63	183,787.42		183,787.42
Project Care Electric	37,587.06	8.96	1.77	37,597.79		37,597.79
Co. Attorney's Commissions	41,776.48	9.97	1.96	41,788.41		41,788.41
Health & Life	450,814.19	107.67	21.13	450,942.99		450,942.99
Capital Projects Funds:						
County Capital Improvements-2004	9.22			9.22		9.22
County Capital Improvement	161,554.59	38.59	7.59	161,600.77		161,600.77
River Park	179.73	0.01	0.01	179.75		179.75
Capital Projects 2001	913.65	0.22	0.04	913.91		913.91
County Capital Projects 2007	2,359,955.87	563.81	110.83	2,360,630.51		2,360,630.51
County Capital Projects 2002	45.20			45.20		45.20
County Tax Capital Projects 2007A	0.38			0.38		0.38
Totals:	\$28,680,086.14	\$8,812.31	\$1,648.71	\$28,690,547.16		\$28,690,547.16
Now Account Cash						
General Fund						\$83,920,174.83
Consolidated Funds						\$190,983,317.68

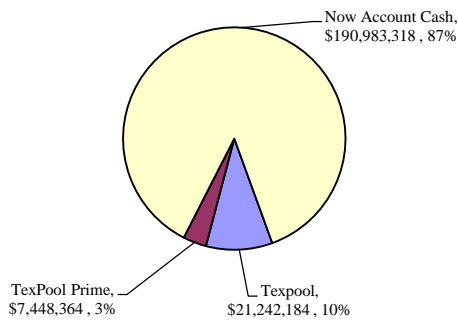
Investment Portfolio All Funds



Investment Portfolio General Fund



Investment Portfolio All Funds, May 2015



Investment Portfolio General Fund, May 2015

