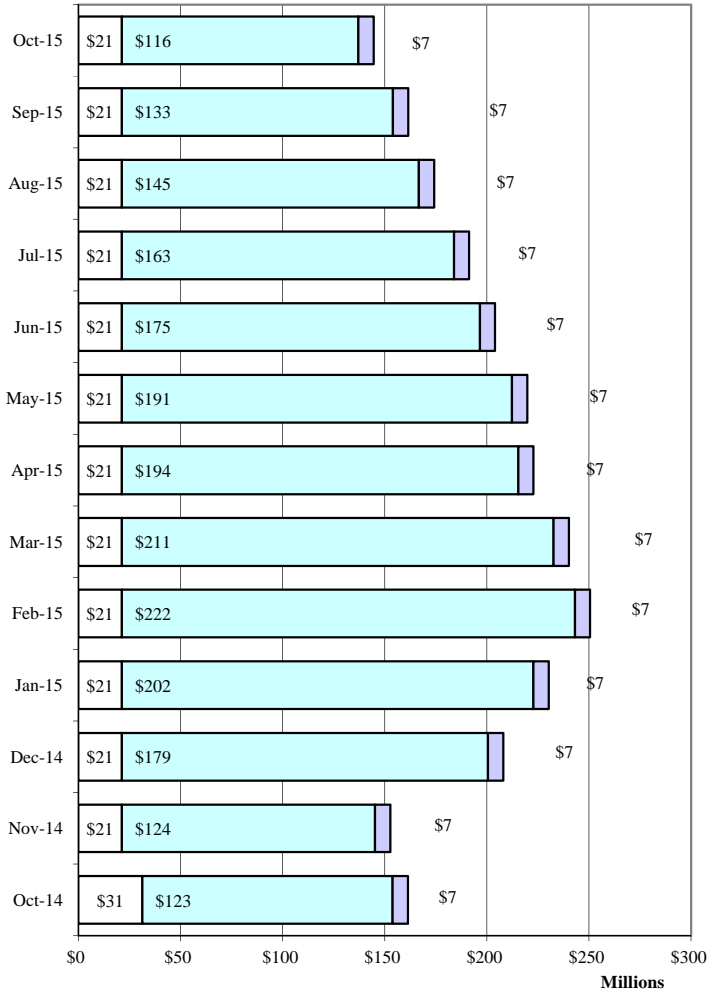


County of El Paso  
Investment Portfolio  
As of October 31, 2015

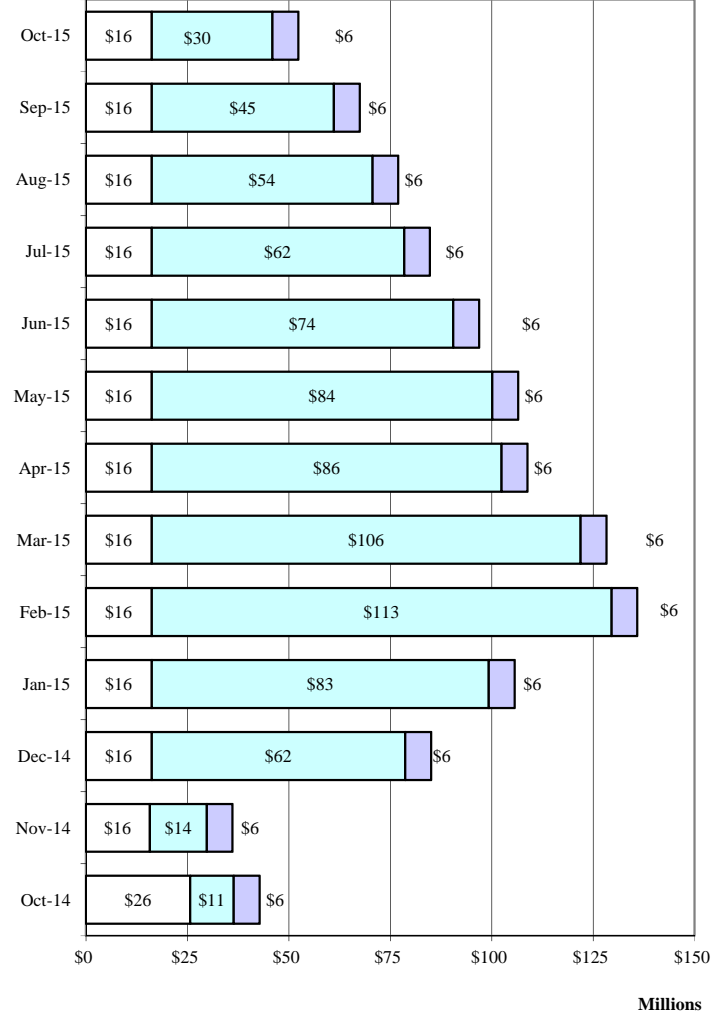
	TEXPOOL PRIME      TEXPOOL					
Type of Fund	Principal	YTD Interest	Oct Interest	Total	Agency Notes at Par Value	Total
General Fund & Others:						
MBIA-Texas CLASS						
MBIA-County Capital Projects 2007						
Texpool Prime	\$6,371,875.82		\$892.21	\$6,372,768.03		\$6,372,768.03
Texpool Prime-County Tax Capital Projects 2007A	1,079,728.35		151.19	1,079,879.54		1,079,879.54
General Fund	16,283,665.66		1,336.01	16,285,001.67		16,285,001.67
Road & Bridge	272,496.23		22.36	272,518.59		272,518.59
County Law Library	38,049.07		3.12	38,052.19		38,052.19
Texas Capital	99,788.56		8.19	99,796.75		99,796.75
East Montana Enterprise	1,224,828.53		100.49	1,224,929.02		1,224,929.02
East Montana Reserve	91,175.21		7.48	91,182.69		91,182.69
Commissary Profit	183,829.96		15.08	183,845.04		183,845.04
Project Care Electric	37,606.51		3.09	37,609.60		37,609.60
Co. Attorney's Commissions	41,798.10		3.43	41,801.53		41,801.53
Health & Life	451,047.35		37.02	451,084.37		451,084.37
Capital Projects Funds:						
County Capital Improvements-2004						
County Capital Improvement	161,638.17		13.26	161,651.43		161,651.43
River Park						
Capital Projects 2001						
County Capital Projects 2007	2,361,176.77		193.73	2,361,370.50		2,361,370.50
County Capital Projects 2002						
County Tax Capital Projects 2007A						
Totals:	\$28,698,704.29		\$2,786.66	\$28,701,490.95		\$28,701,490.95
Now Account Cash						
General Fund						\$29,715,912.82
Consolidated Funds						\$115,834,092.28

**Investment Portfolio All Funds**



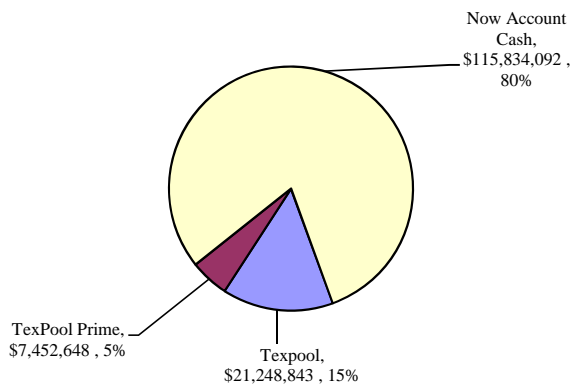
□Texpool   □Now Account Cash   □TexPool Prime

**Investment Portfolio General Fund**



□Texpool   □Now Account Cash   □TexPool Prime

**Investment Portfolio All Funds, October 2015**



**Investment Portfolio General Fund, October 2015**

