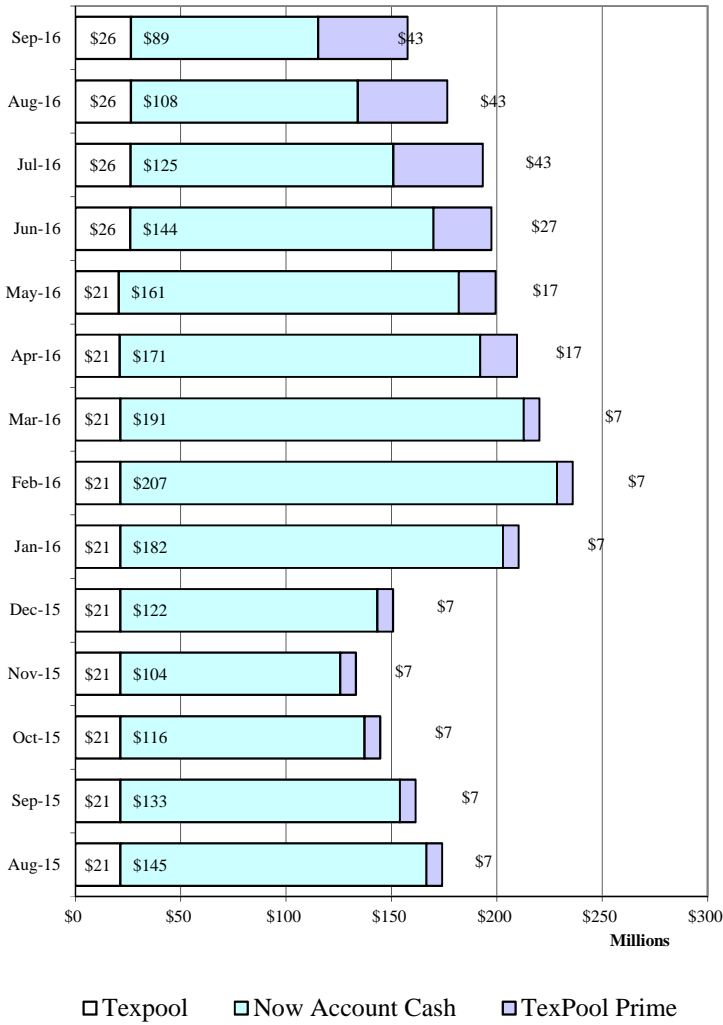


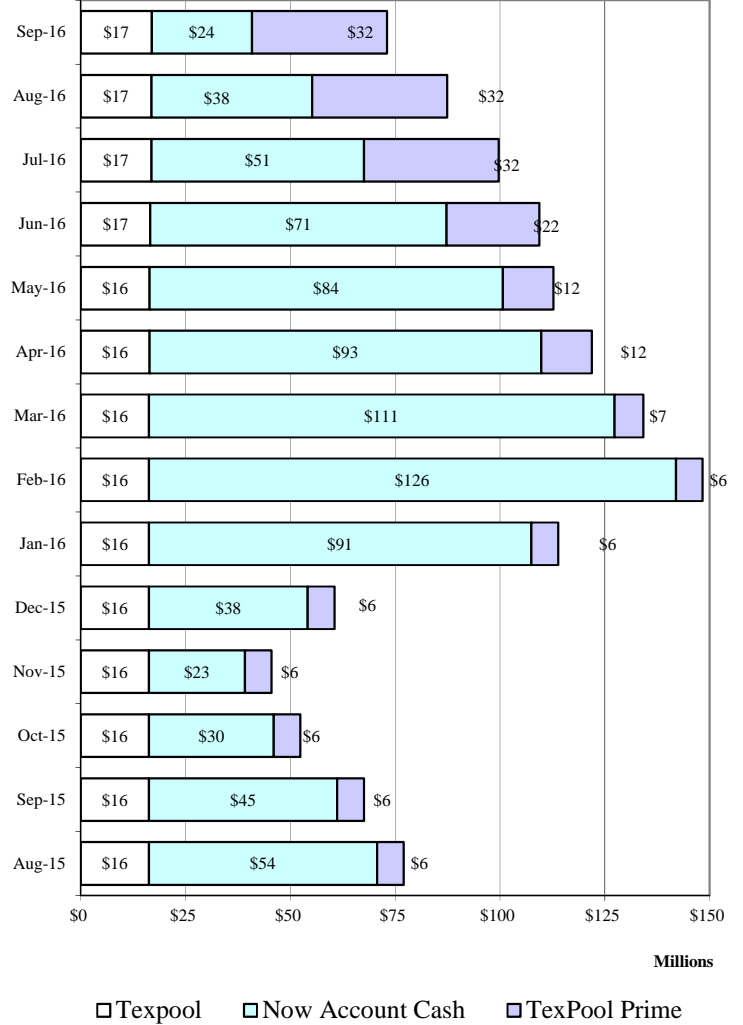
County of El Paso
Investment Portfolio
As of September 30, 2016

	TEXPOOL PRIME TEXPOOL					
Type of Fund	Principal	YTD Interest	Sep Interest	Total	Agency Notes at Par Value	Total
General Fund & Others:						
MBIA-Texas CLASS						
MBIA-County Capital Projects 2007						
Texpool Prime	\$32,121,875.82	\$55,085.23	\$18,691.38	\$32,195,652.43		\$32,195,652.43
Texpool Prime-Road & Bridge	\$5,000,000.00	\$4,009.32	\$2,906.80	\$5,006,916.12		\$5,006,916.12
Texpool Prime-Project Care Electric	5,000,000.00	9,913.84	2,910.22	5,012,824.06		5,012,824.06
Texpool Prime-County Tax Capital Projects 2007A	329,728.35	2,577.20	193.04	332,498.59		332,498.59
General Fund	16,933,454.22	42,563.94	5,300.79	16,981,318.96		16,981,318.96
Road & Bridge	272,496.23	701.43	85.31	273,282.97		273,282.97
County Law Library	38,049.07	97.93	11.91	38,158.91		38,158.91
Texas Capital						
East Montana Enterprise	1,224,828.53	3,152.84	383.44	1,228,364.81		1,228,364.81
East Montana Reserve	91,175.21	234.68	28.54	91,438.43		91,438.43
Commissary Profit	183,829.96	473.20	57.55	184,360.71		184,360.71
Co. Attorney's Commissions	41,798.10	107.60	13.09	41,918.79		41,918.79
Health & Life	5,451,047.35	7,036.51	1,704.31	5,459,788.17		5,459,788.17
Capital Projects Funds:						
County Capital Improvement	161,638.17	416.07	50.60	162,104.84		162,104.84
County Capital Projects 2007	1,811,176.77	5,686.49	567.32	1,817,430.58		1,817,430.58
Totals:	\$68,698,704.29	\$132,153.08	\$32,916.07	\$68,863,773.45		\$68,863,773.45
Now Account Cash						
General Fund						\$23,851,671.58
Consolidated Funds						\$88,825,043.49

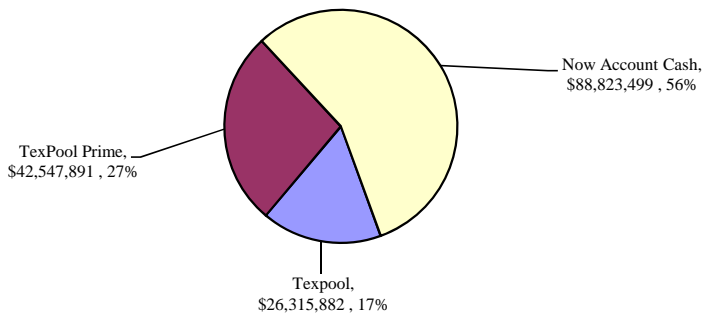
Investment Portfolio All Funds



Investment Portfolio General Fund



Investment Portfolio All Funds, September 2016



Investment Portfolio General Fund, September 2016

