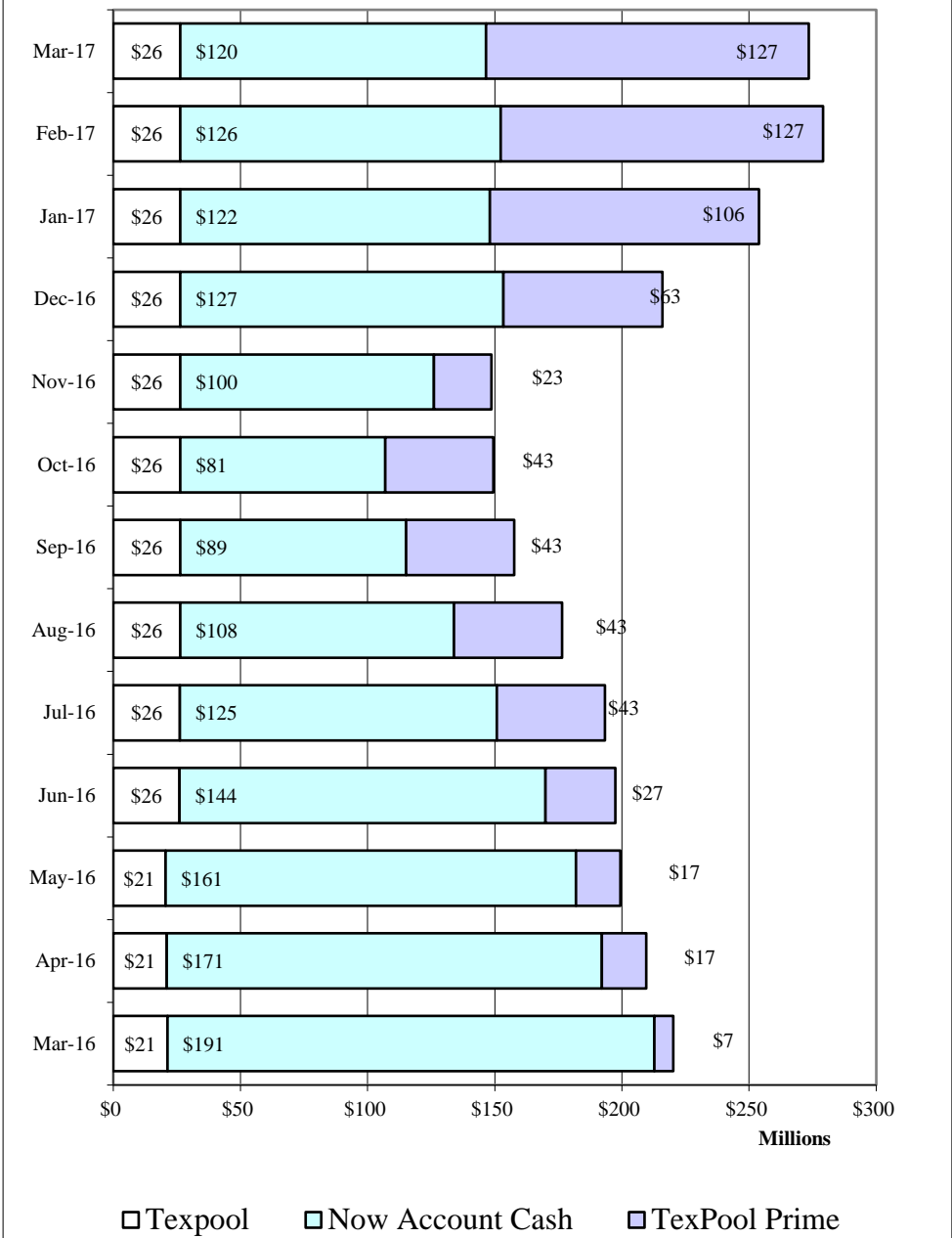


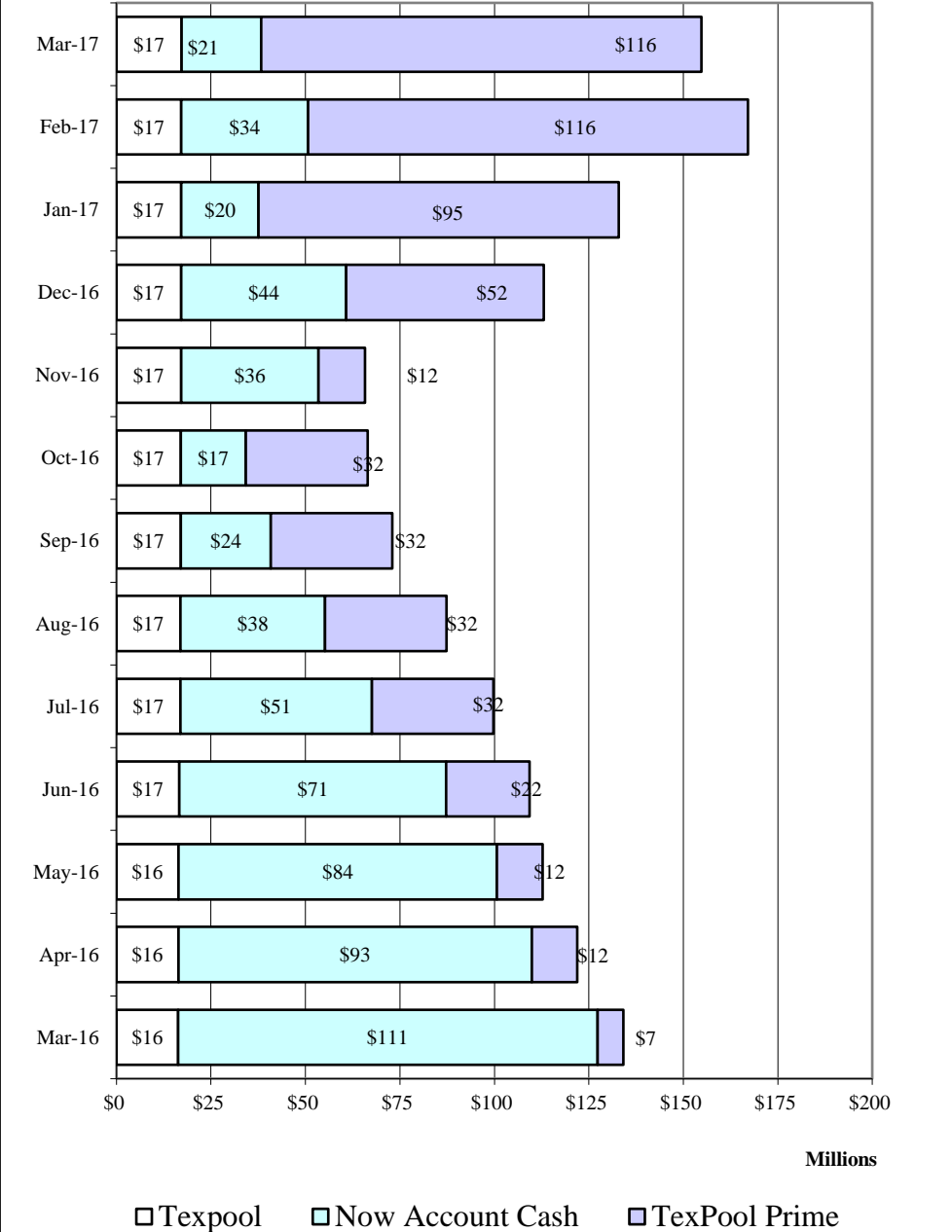
**County of El Paso  
Investment Portfolio  
As of March 31, 2017**

	TEXPOOL PRIME		TEXPOOL			
Type of Fund	Principal	YTD Interest	Mar Interest	Total	Agency Notes at Par Value	Total
General Fund & Others:						
MBIA-Texas CLASS						
MBIA-County Capital Projects 2007						
Texpool Prime	\$116,195,652.44	\$171,083.55	\$95,515.88	\$116,462,251.87		\$116,462,251.87
Texpool Prime-Road & Bridge	\$5,006,916.12	\$17,012.66	\$4,123.73	\$5,028,052.51		\$5,028,052.51
Texpool Prime-Project Care Electric	5,012,824.06	17,032.74	4,128.60	5,033,985.40		5,033,985.40
Texpool Prime-County Tax Capital Projects 2007A	332,498.59	1,129.77	273.85	333,902.21		333,902.21
General Fund	17,131,318.95	32,936.17	9,070.14	17,173,325.26		17,173,325.26
Road & Bridge	273,282.97	527.05	144.69	273,954.71		273,954.71
County Law Library	38,158.91	73.59	20.20	38,252.70		38,252.70
East Montana Enterprise	1,228,364.81	2,368.98	650.36	1,231,384.15		1,231,384.15
East Montana Reserve	91,438.43	176.35	48.41	91,663.19		91,663.19
Commissary Profit	184,360.71	355.55	97.61	184,813.87		184,813.87
Project Care Electric	37,715.08	72.74	19.97	37,807.79		37,807.79
Health & Life	5,459,788.17	10,529.60	2,890.71	5,473,208.48		5,473,208.48
Capital Projects Funds:						
County Capital Improvement	162,104.84	312.62	85.83	162,503.29		162,503.29
County Capital Projects 2007	1,667,430.58	3,318.53	882.87	1,671,631.98		1,671,631.98
Totals:	152,863,773.45	257,010.74	117,975.04	153,238,759.23		153,238,759.23
Now Account Cash						
General Fund						20,978,244.87
Consolidated Funds						\$87,759,723.80

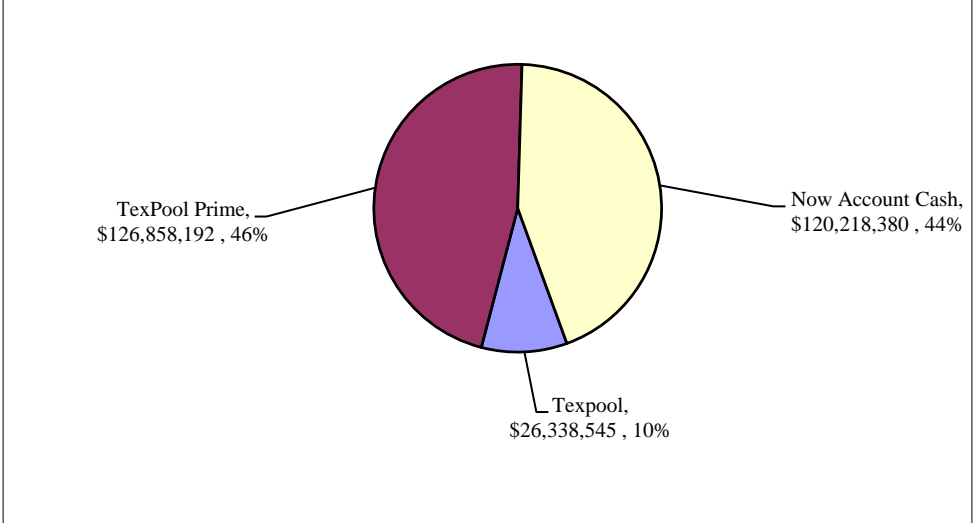
Investment Portfolio All Funds



Investment Portfolio General Fund



Investment Portfolio All Funds, March 2017



Investment Portfolio General Fund, March 2017

