

# Quarterly Investment Report



**For the Quarter ended March 31, 2019  
(Unaudited)**

Prepared by: Edward A. Dion, County Auditor  
800 East Overland, Room 406  
El Paso, Texas 79901-2407  
(915)546-2040

## Table of Contents

Transmittal Letter.....	1
Total Investment at Market Value	
As of October 31, 2018, Fund and Type.....	10
As of November 30, 2018, Fund and Type.....	11
As of December 31, 2018, Fund and Type .....	12
As of January 31, 2019, Fund and Type .....	13
As of February 28, 2019, Fund and Type .....	14
As of March 31, 2019, Fund and Type .....	15
Investment Maturity Summary .....	16
Investment Yield Rates .....	16
Three month Treasury Benchmark vs. Portfolio.....	16
Cash Balances by Fund	
For the Month Ended October 31, 2018 .....	17
For the Month Ended November 30, 2018 .....	17
For the Month Ended December 31, 2018.....	17
For the Month Ended January 31, 2019.....	18
For the Month Ended February 28, 2019.....	18
For the Month Ended March 31, 2019.....	18
TexPool Addition and Deletions by Fund	
For the Quarter Ended December 31, 2018 .....	19
For the Quarter Ended March 31, 2019 .....	19
TexPool Addition and Deletions by Fund	
For the Month Ended October 31, 2018 .....	20
For the Month Ended November 30, 2018 .....	20
For the Month Ended December 31, 2018.....	20
For the Month Ended January 31, 2019.....	21
For the Month Ended February 31, 2019.....	21
For the Month Ended March 31, 2019.....	21
TexPool Additions and Deletions by Account	
For the Month Ended October 31, 2018 .....	22
For the Month Ended November 30, 2018 .....	23
For the Month Ended December 31, 2018.....	24
For the Month Ended January 31, 2019.....	25
For the Month Ended February 28, 2019.....	26
For the Month Ended March 31, 2019.....	27



COUNTY OF EL PASO  
OFFICE OF THE COUNTY AUDITOR

EDWARD A. DION, CPA  
COUNTY AUDITOR  
edion@epcounty.com  
www.epcounty.com/auditor

County Administrative Offices  
800 East Overland Street, Rm. 406  
EL PASO, TEXAS 79901-2407  
(915) 546-2040  
(915) 546-8172 FAX

04-12

April 23, 2019

The Honorable Ricardo A. Samaniego  
County Judge  
and County Commissioners  
County of El Paso  
Room 301 County Courthouse Building  
500 East San Antonio Street  
El Paso, Texas 79901

Dear County Judge and Commissioners:

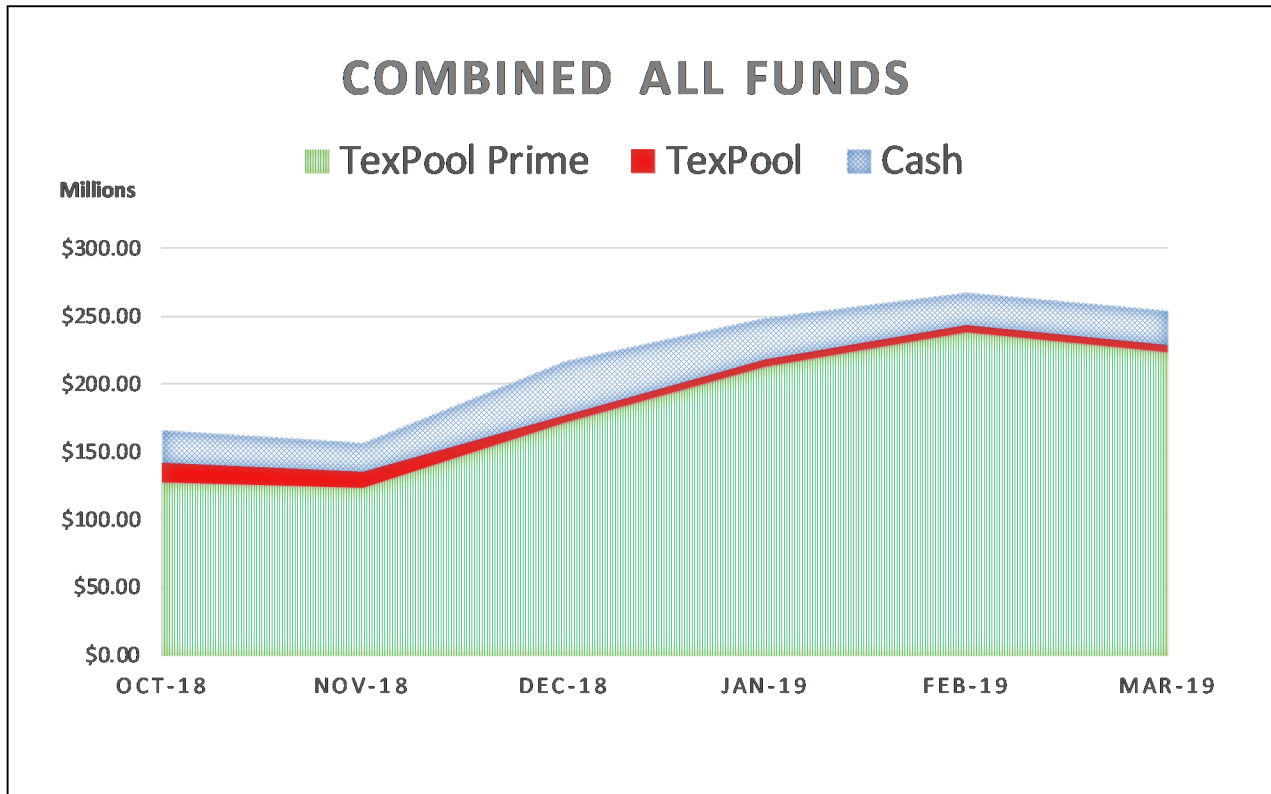
A report of the investment transactions for the second quarter and six months ended March 31, 2019, is herewith submitted. All investments have been made in compliance with the County's investment policy and pursuant to *Texas Government Code, Title 10, §2256.023*. TexPool and Texpool Prime, an investment pool authorized under the *Texas Government Code, Title 10, §2256.016* and managed by Federated Investors, Incorporated, has affirmed adherence to the County's investment policy and the provisions of the *Texas Government Code, Title 10, §2256.023(8) (a) and (b)*.

The County's combined investment portfolio including cash had an October 1, 2018, book value of \$178,603,145 and a March 31, 2019, book value of \$254,512,369. General Fund investments, including cash, as of March 31, 2019, totaled \$163,845,219, when compared to the March 31, 2018, total of \$160,361,690 is an increase of \$3,483,529 or 2.17 percent over the prior year. March 2019 Ad Valorem Tax revenue totaled \$182,612,079 when compared to March 2018 receipts of \$173,410,110 resulted in an increase of \$9,201,969 or 5.31 percent. This increase is partially due to a timing difference on when tax revenue was received and new property. General fund revenue and expenditure totals for the six months ended March 31, 2019, were \$206,943,751 and \$130,874,157, respectively, which resulted in revenues over expenditures of \$76,069,594.

The unaudited book and fair market values of the combined investment portfolio including cash for each month from October 31, 2018, through March 31, 2019, are presented below:

The Honorable Ricardo A. Samaniego  
 County Judge  
 and County Commissioners  
 April 23, 2019

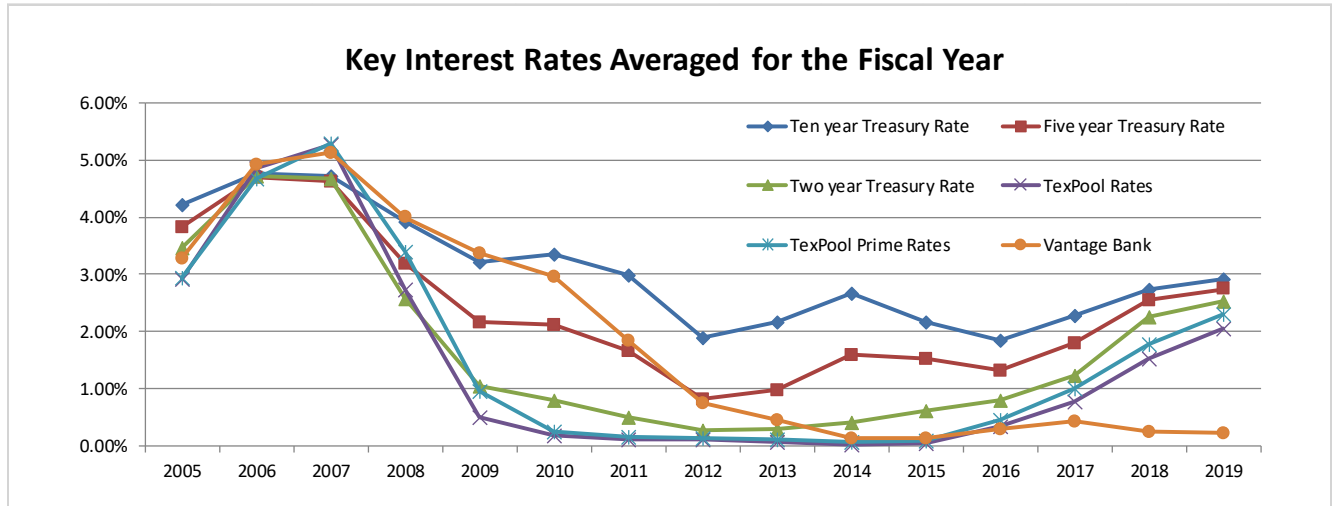
Month	Book Value	Fair Market Value
October 1, 2018	\$178,603,145	\$178,603,145
October 31, 2018	\$165,716,357	\$166,016,227
November 30, 2018	\$157,307,116	\$157,579,130
December 31, 2018	\$217,024,202	\$217,341,641
January 31, 2019	\$248,882,466	\$249,318,834
February 28, 2019	\$267,287,500	\$267,761,487
March 31, 2019	\$254,512,369	\$255,039,222



The County's major source of cash inflows is Ad Valorem taxes, of which the majority is received in late December through mid-February. The second major source of revenue is sales tax revenue, which is received monthly throughout the year.

Although interest rates remain at low levels, the Fed raised the Fed Funds Rate on December 20, 2018 by 25 basis points to 2.50 percent. This is the fourth time in 2018 that the Fed has raised rates. The average interest rates for TexPool, TexPool Prime, and Vantage Bank for the Period of January 1, 2019, through March 31, 2019 were 2.4009, 2.5965, and 0.2319 percent, respectively.

The Honorable Ricardo A. Samaniego  
 County Judge  
 and County Commissioners  
 April 23, 2019



Portfolio interest for TexPool, TexPool Prime, and cash are presented below:

<u>Quarter</u>	<u>Investment Pools</u>	<u>Cash</u>	<u>Total</u>
First Quarter	\$872,195	\$17,127	\$889,322
Second Quarter	1,420,290	16,918	1,437,208
Total FY2019	<u>\$2,292,485</u>	<u>\$34,045</u>	<u>\$2,326,530</u>

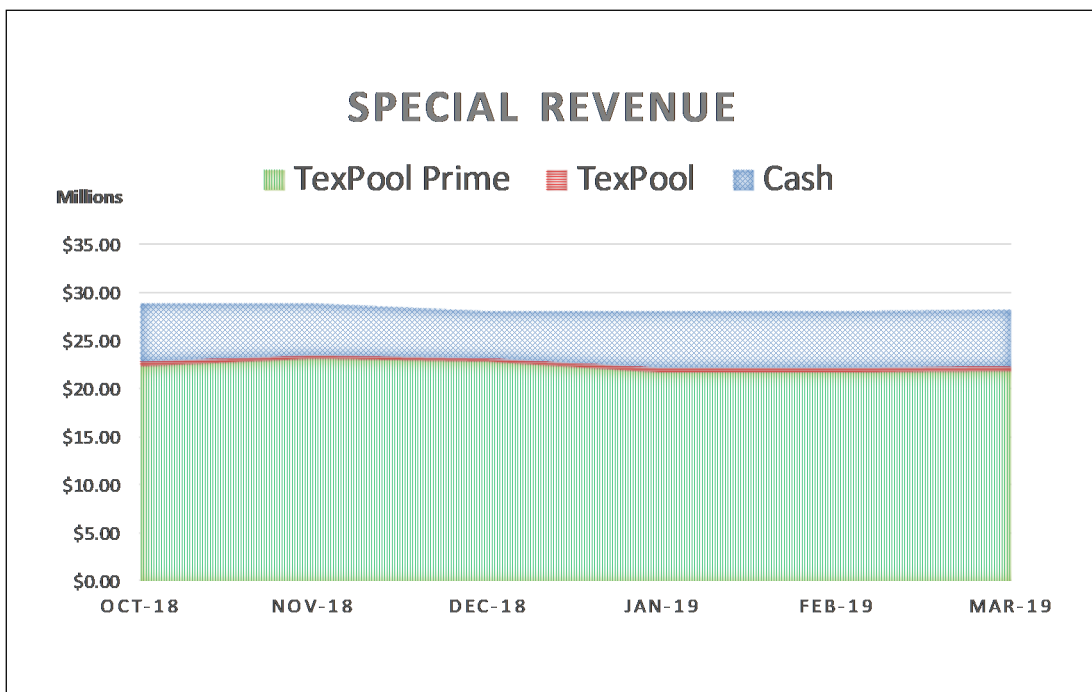
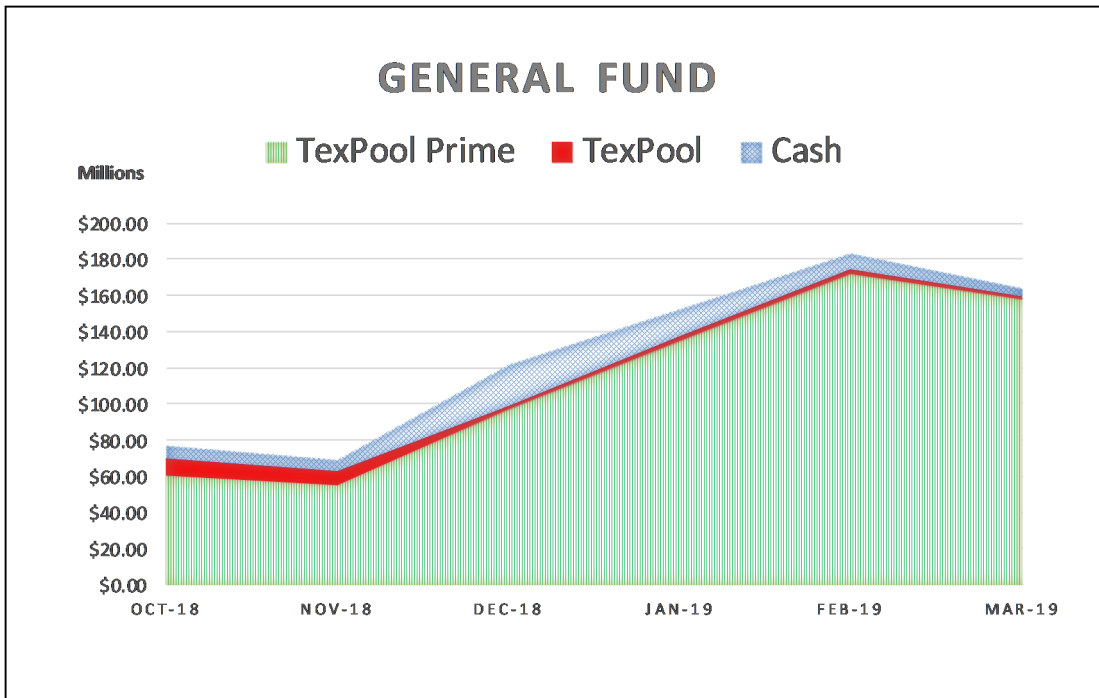
The Weighted Average Maturity (WAM) is the sum of the number of days to maturity of each security times the book value for the security for all investments divided by the combined book value of the portfolio. The Net Asset Value (NAV) is the market value of the portfolio divided by the book value of the portfolio. The Weighted Average Yield (WAY) is the sum of the purchase yield times the par value for each security divided by the sum of the par values for each security. The Portfolio Yield (PY) is the sum of the market yields at the end of the month, times the par value for each security divided by the sum of the par values for each security, which are shown below by month.

<u>Month</u>	<u>WAM</u>	<u>NAV</u>	<u>WAY</u>	<u>PY</u>
October 31, 2018	1.00	1.0018	2.0203	2.0203
November 30, 2018	1.00	1.0017	2.0844	2.0844
December 31, 2018	1.00	1.0015	2.0654	2.0654
January 31, 2018	1.00	1.0018	2.3142	2.3142
February 28, 2019	1.00	1.0012	2.3819	2.3819
March 31, 2019	1.00	1.0017	2.3476	2.3476

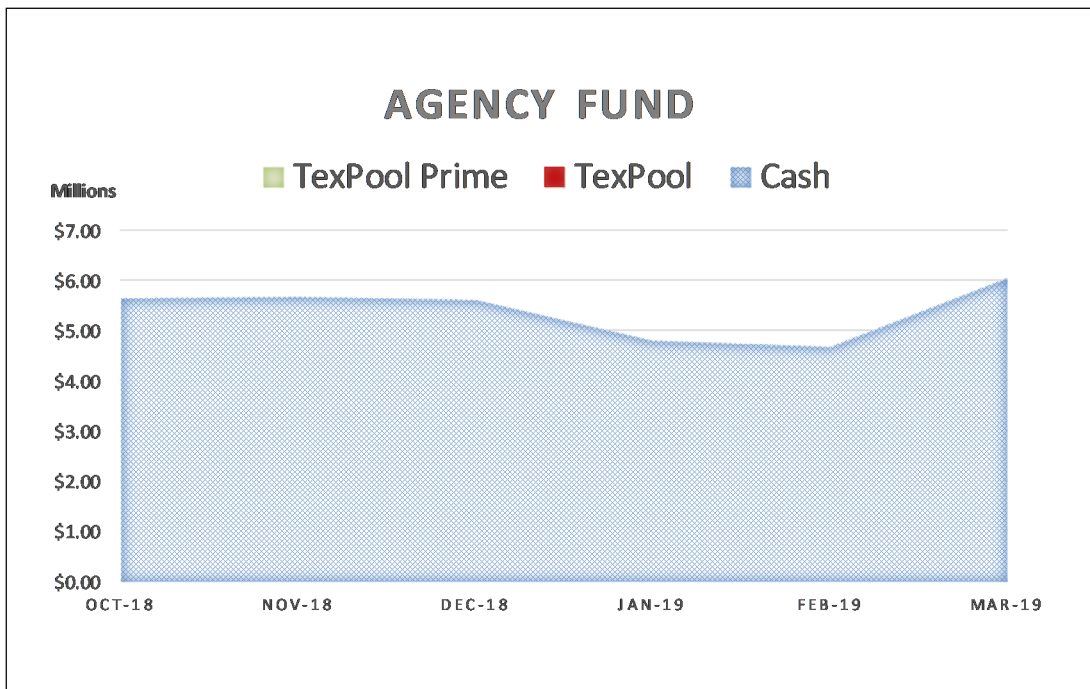
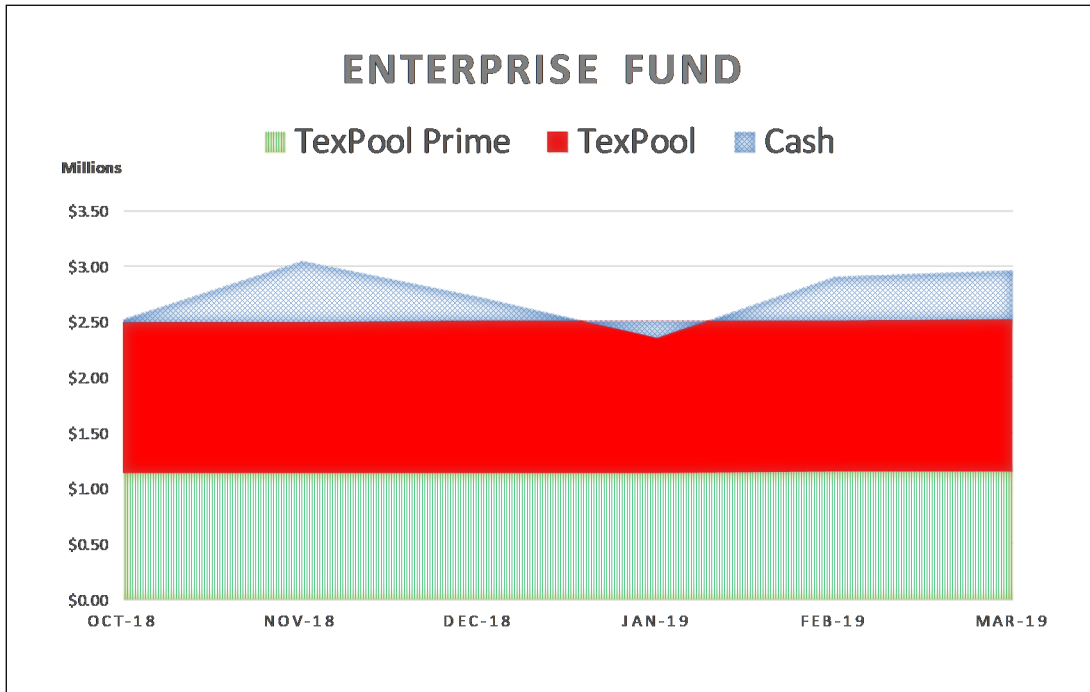


The Honorable Ricardo A. Samaniego  
County Judge  
and County Commissioners  
April 23, 2019

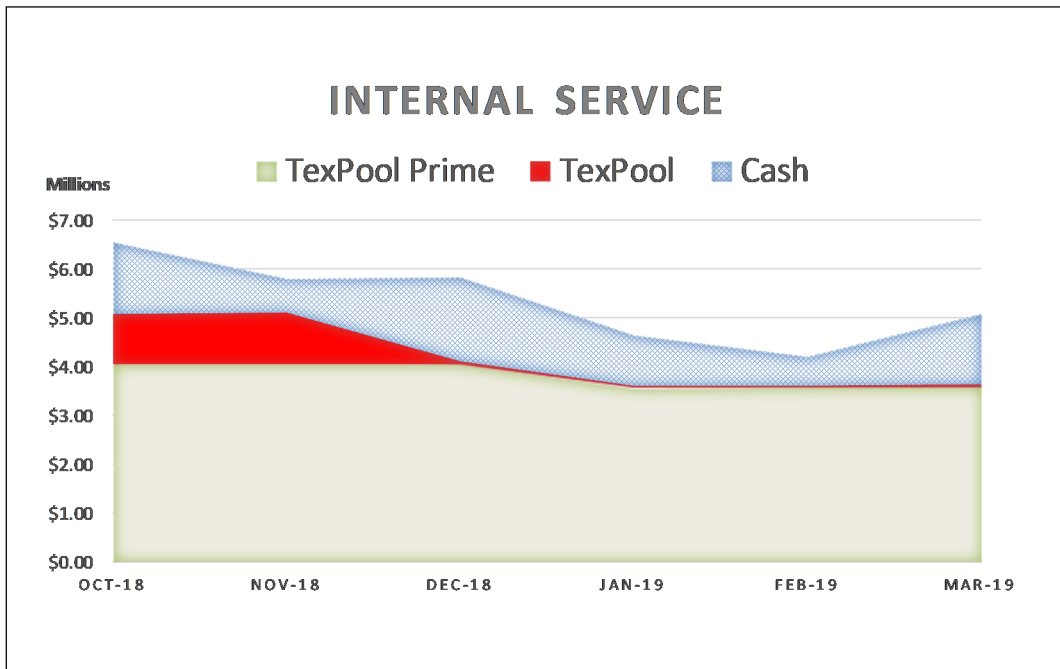
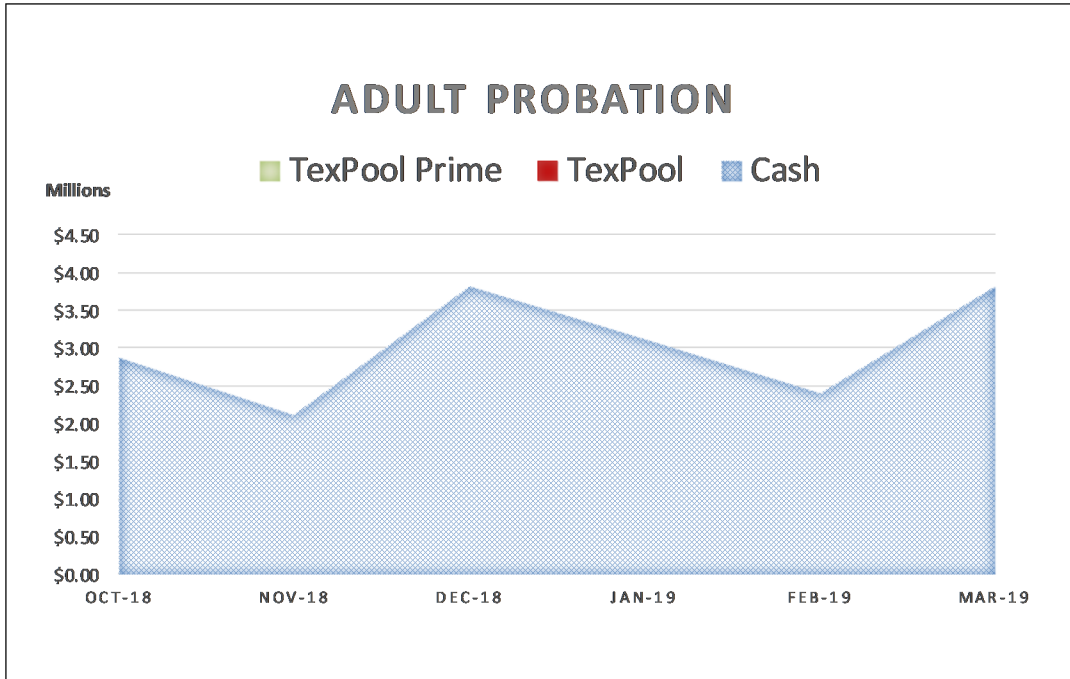
The following graphs display the invested balances of each of the funds for the period of October 2018 through March 2019.



The Honorable Ricardo A. Samaniego  
County Judge  
and County Commissioners  
April 23, 2019

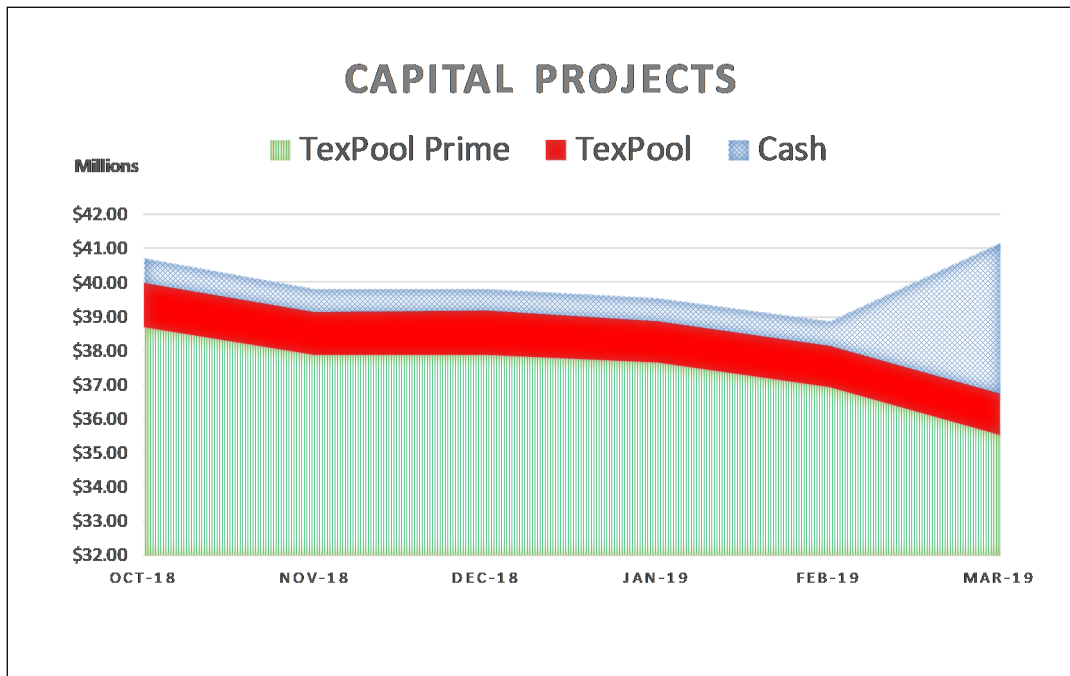
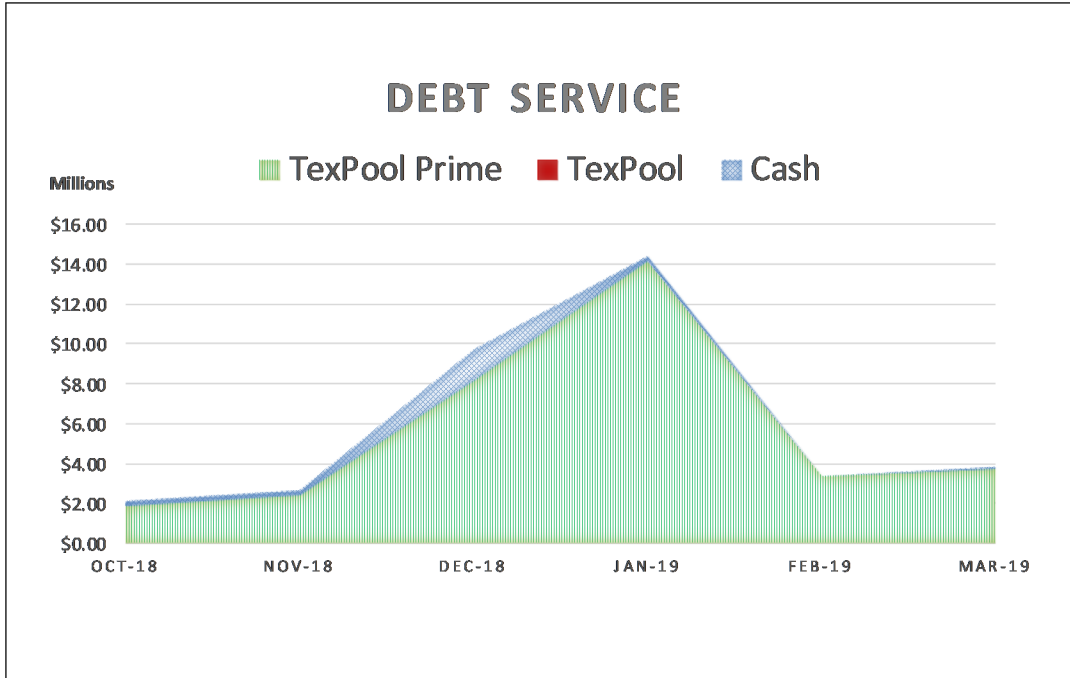


The Honorable Ricardo A. Samaniego  
County Judge  
and County Commissioners  
April 23, 2019





The Honorable Ricardo A. Samaniego  
 County Judge  
 and County Commissioners  
 April 23, 2019



During the six months ended March 31, 2019, the County earned investment interest \$2,292,486 and now account interest of \$34,045 for a total of \$2,326,531, which when compared to the \$1,235,925 earned during same six month period in the prior year is an increase of

The Honorable Ricardo A. Samaniego  
County Judge  
and County Commissioners  
April 23, 2019

\$1,090,606 or 88.24 percent. The County benchmarks the portfolio performance against a moving average securities benchmark consisting of the average monthly market yields on the 90-day Treasury bill. Based on the County's current investment structure, the portfolio yield, on average was less than the benchmark rate by 0.072 basis points due to the interest rate offered by Vantage Bank being substantially lower than the 90-day Treasury bill rate. On December 11, 2018, the TexPool, TexPool Prime and bank balances were \$5,331,714, \$119,098,360 and \$12,764,499 or 3.89%, 86.81%, and 9.30%, respectively of all investments for the consolidated account. As funds were spent down during the quarter the ratio of TexPool, TexPool Prime and cash changed with the cash ratio increasing and the TexPool, TexPool Prime ratios decreasing, until the County started receiving Ad Valorem tax revenue on and after December 21, 2018.


If you have any questions concerning this information, please contact Mr. James Utterback, manager senior - Financial/Analysis/Reporting/Audit, at extension 3267 or me.




Barbara Franco  
County Auditor  
First Assistant




Victor Perez  
Director  
Financial Operations




James Utterback  
Manager  
Financial Analysis/  
Reporting/Audit Manager



Linda Hemme  
Audit Accountant Senior



Yvonne Garcia  
Audit Accountant Senior



Raymond Gomez  
Manager  
Cash Management Audit

Very truly yours,



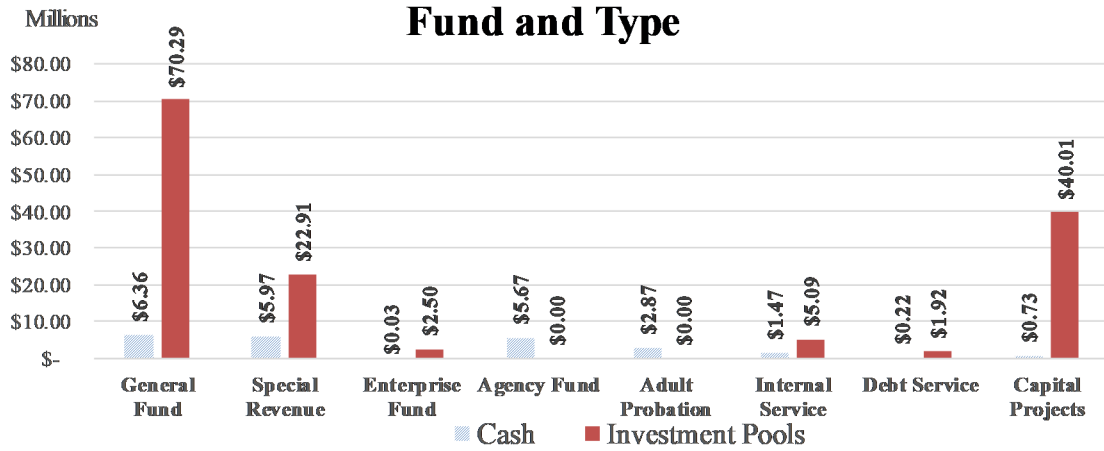
Edward A. Dion  
County Auditor

EAD:LH:rao

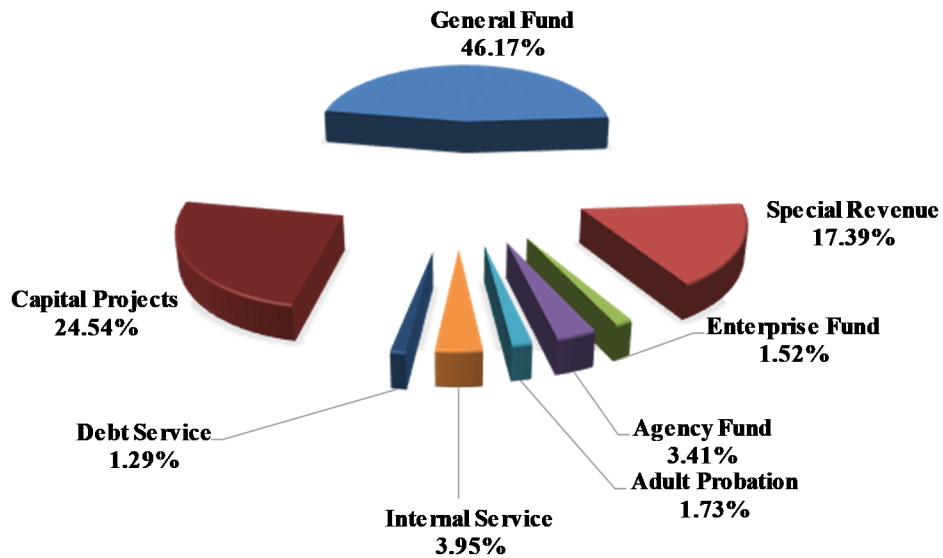
Attachments

cc: The Honorable Jo Anne Bernal, County Attorney  
Mrs. Christina Sanchez, Assistant County Attorney  
Mrs. Betsy Keller, Chief Administrator  
Mr. Wallace Hardgrove, Executive Director Budget & Fiscal Policy

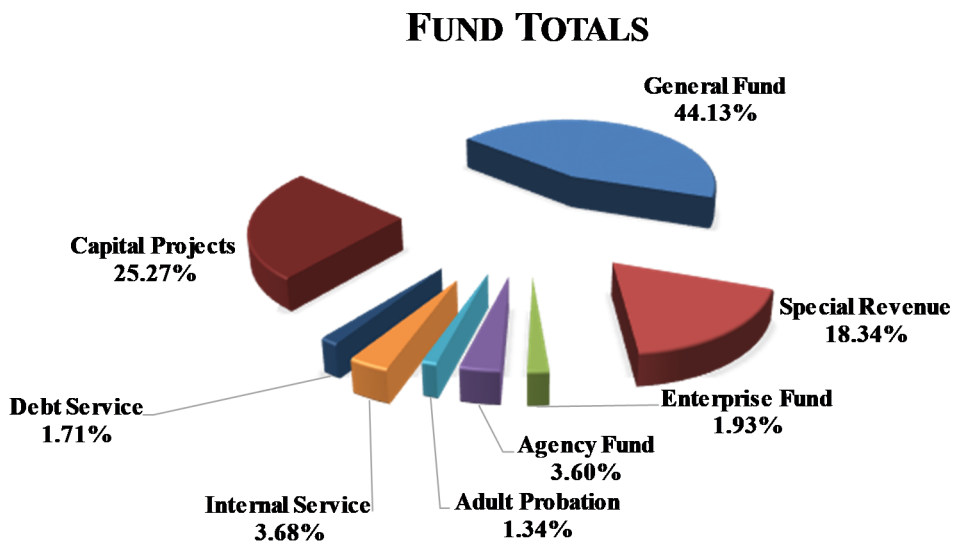
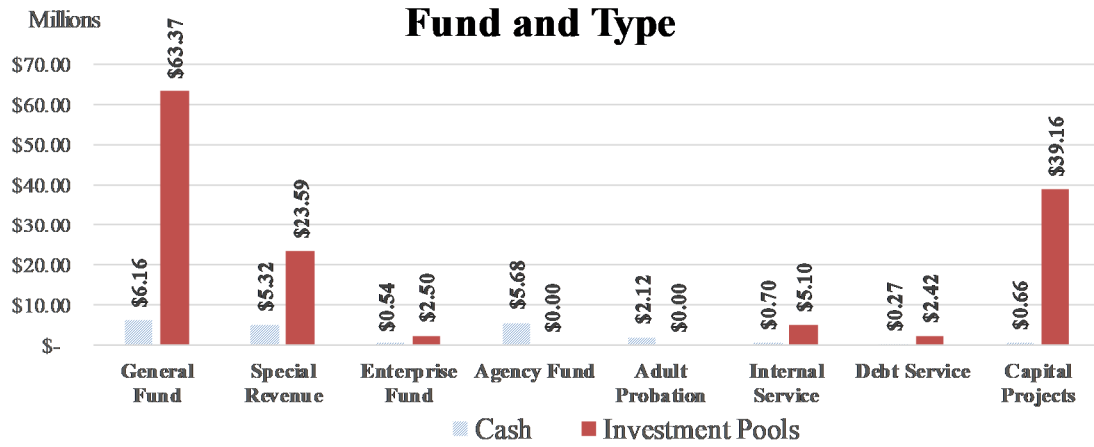
## Total Investments at Market Value as of October 31, 2018



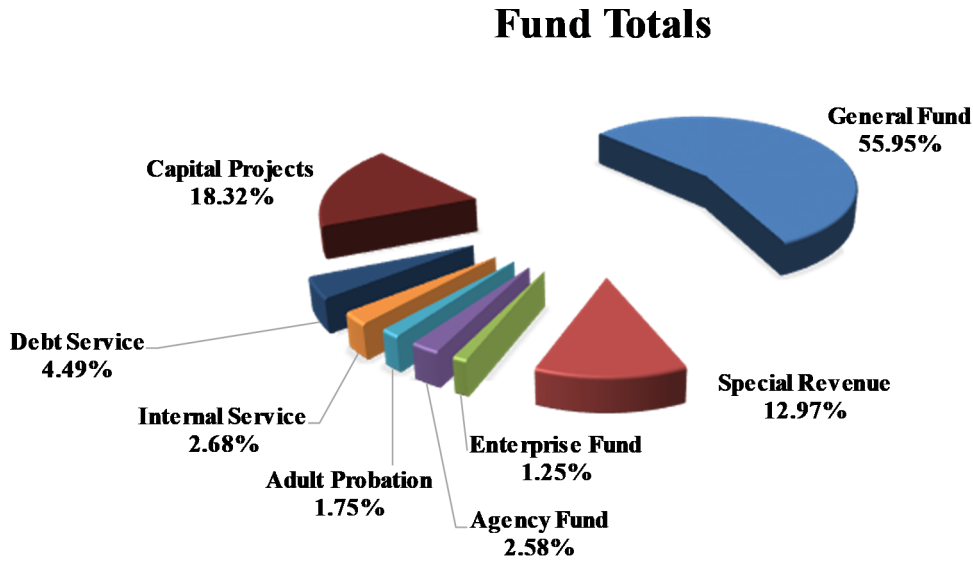
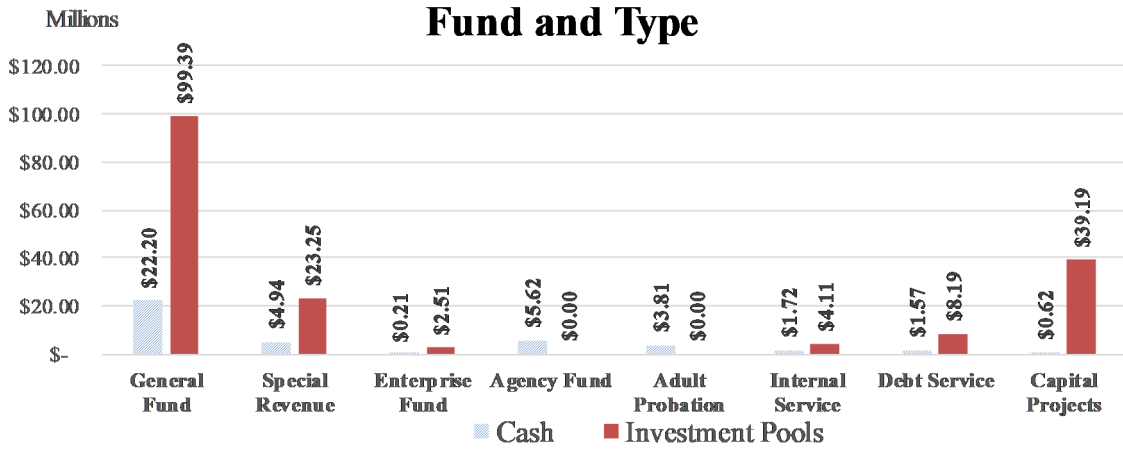
## FUND TOTALS



## Total Investments at Market Value as of November 30, 2018

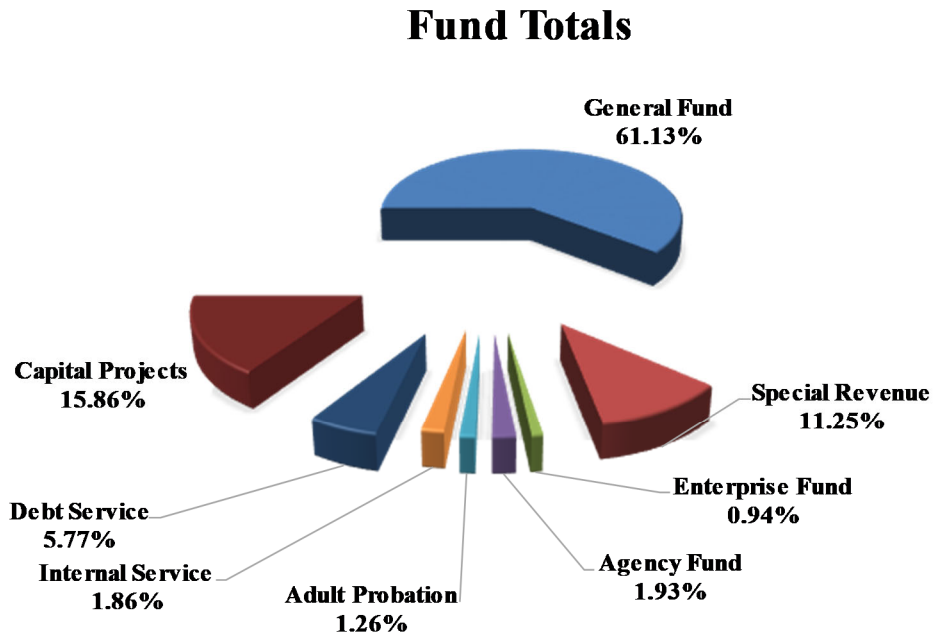
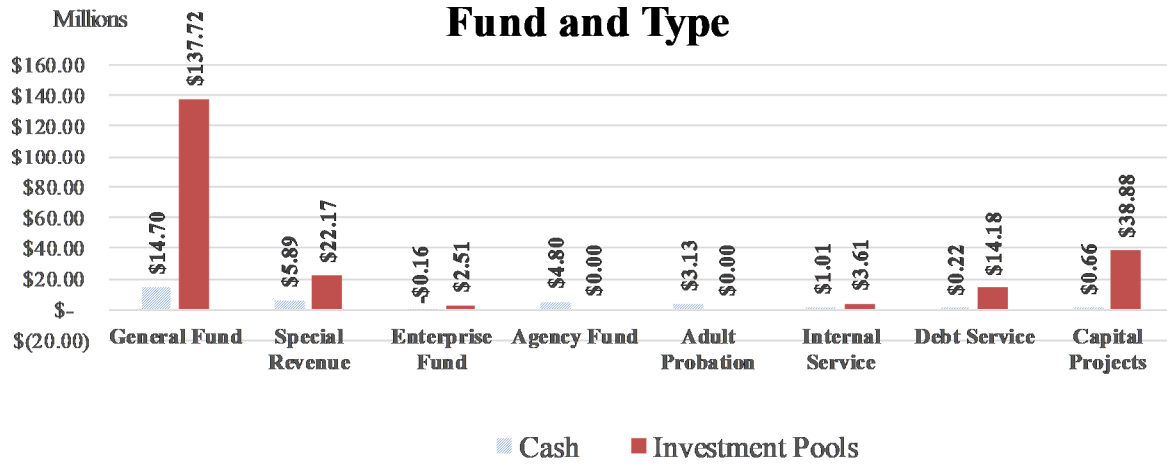


## Total Investments at Market Value as of December 31, 2018

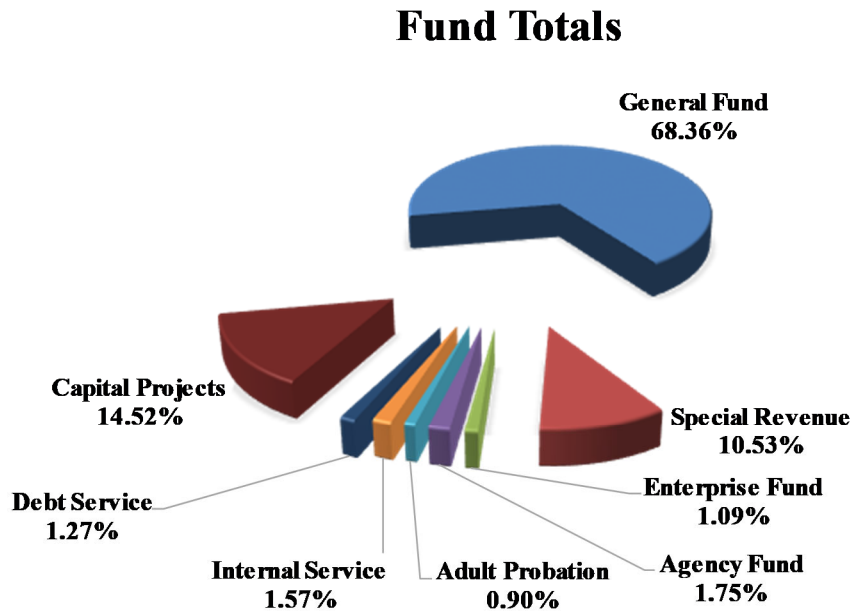
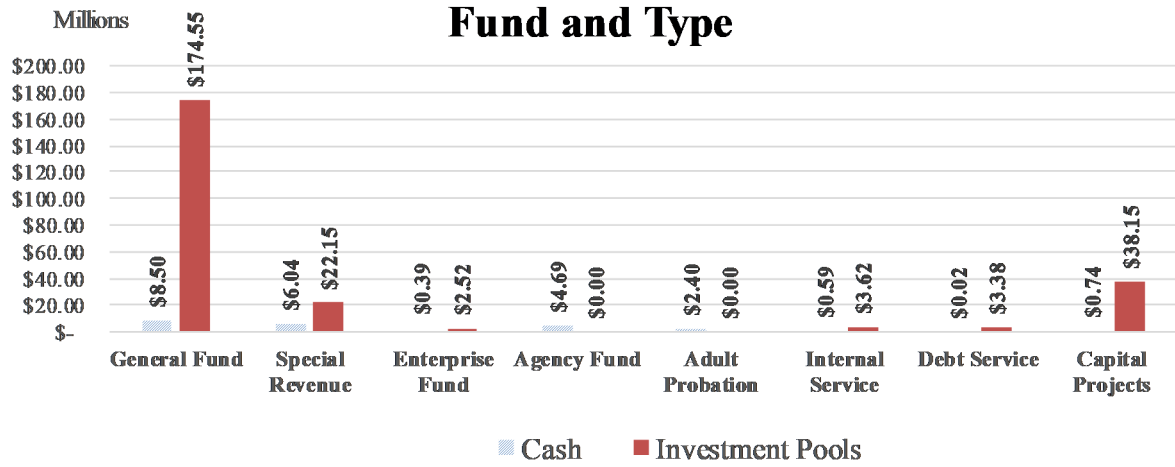




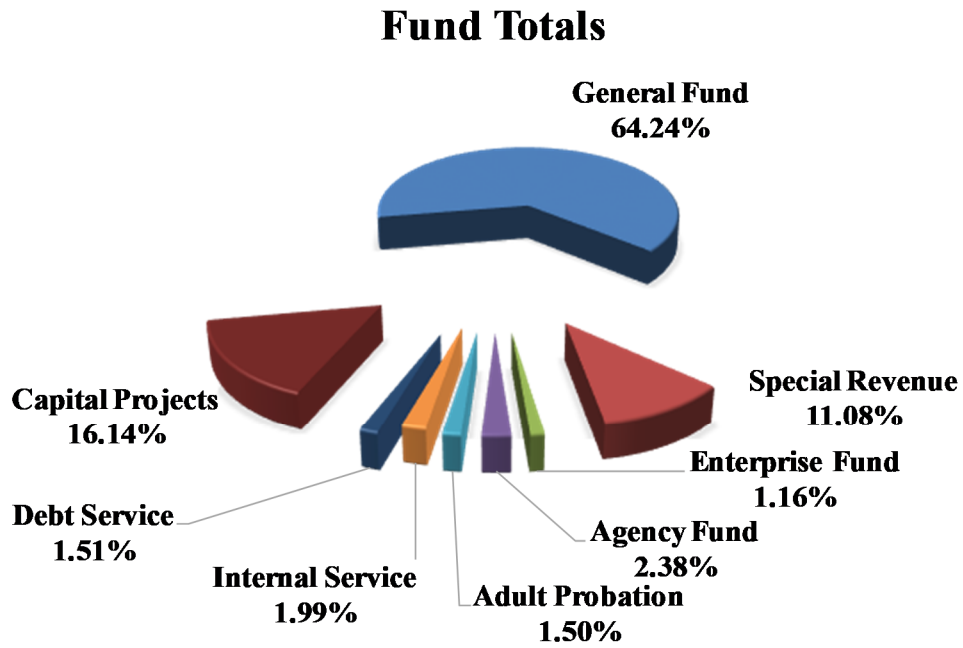
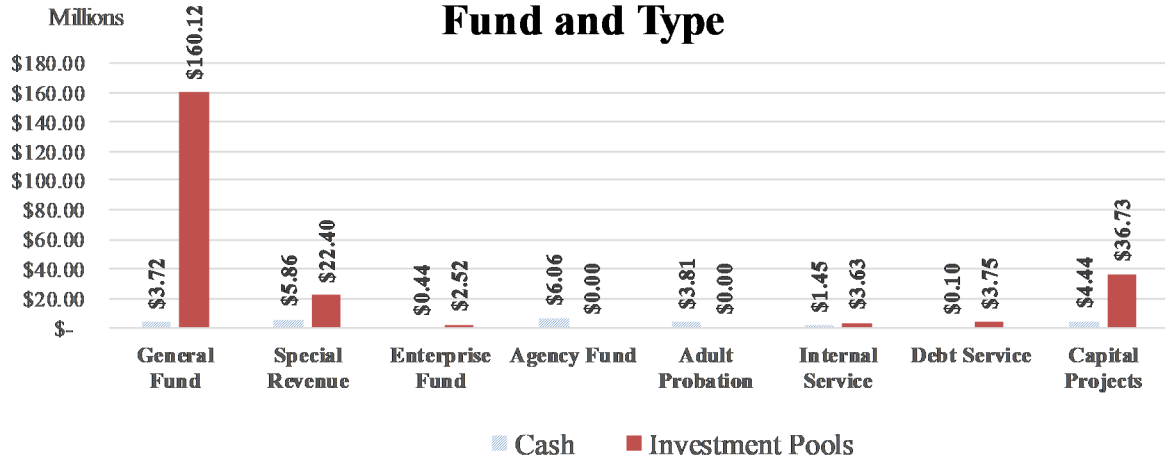
## Total Investments at Market Value as of January 31, 2019



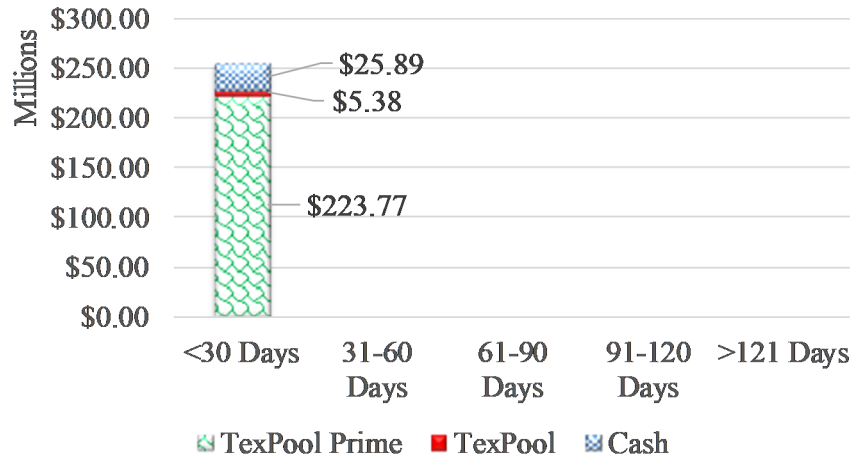
## Total Investments at Market Value as of February 28, 2019



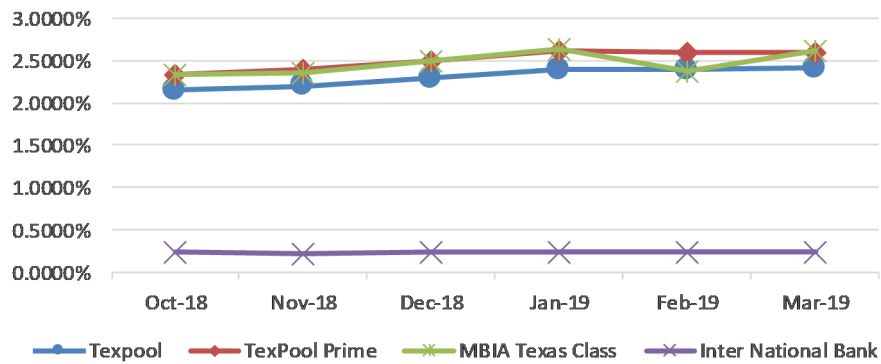
## Total Investments at Market Value as of March 31, 2019



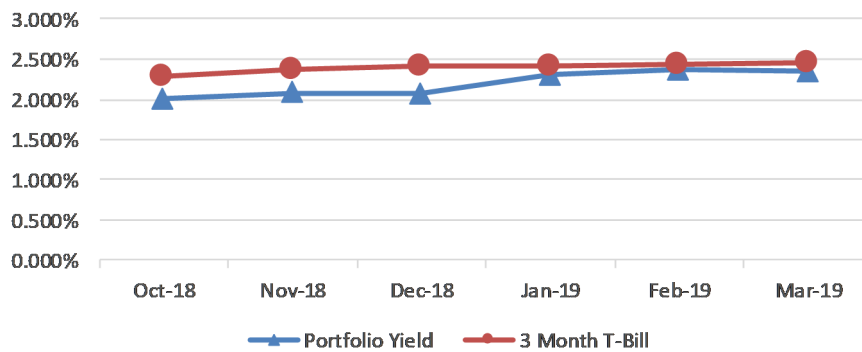
### Investment Maturity Summary



### Investment Yield Rates



### Three Month Treasury Benchmark vs. Portfolio yield



## Cash Balances By Fund For the Month Ended October 31, 2018

<b>Fund</b>	<b>Beginning Balance</b>	<b>Receipts</b>	<b>Disbursements</b>	<b>Interest</b>	<b>Ending Balance</b>
General Fund	\$8,023,150.10	\$24,011,878.42	\$25,675,153.84	\$3,293.43	\$6,363,168.11
Special Revenue	6,479,741.97	4,136,582.64	4,203,087.55	1,329.40	6,414,566.46
Special Revenue - Grants	(1,685,438.66)	3,418,208.69	2,181,482.06	302.78	(448,409.25)
Enterprise Fund	425,353.92	236,947.90	635,824.90	92.59	26,569.51
Agency Funds	5,268,240.91	3,475,825.34	3,078,950.97	1,031.66	5,666,146.94
Agency Funds - Adult Prob.	3,490,799.78	713,690.31	1,337,274.29	-	2,867,215.80
Internal Service	1,782,792.47	1,770,573.21	2,087,381.76	112.80	1,466,096.72
Debt Service	145,672.50	317,067.47	241,200.00	29.94	221,569.91
Capital Projects	654,420.57	428,671.84	356,328.78	37.22	726,800.85
<b>Total All Accounts</b>	<b>\$24,584,733.56</b>	<b>\$38,509,445.82</b>	<b>\$39,796,684.15</b>	<b>\$6,229.82</b>	<b>\$23,303,725.05</b>

## Cash Balances By Fund For the Month Ended November 30, 2018

<b>Fund</b>	<b>Beginning Balance</b>	<b>Receipts</b>	<b>Disbursements</b>	<b>Interest</b>	<b>Ending Balance</b>
General Fund	\$6,363,168.11	\$25,390,964.03	\$25,594,361.34	\$1,729.44	\$6,161,500.24
Special Revenue	6,414,566.46	2,423,111.25	3,134,472.93	684.71	5,703,889.49
Special Revenue - Grants	(448,409.25)	1,847,911.25	1,784,393.93	253.62	(384,638.31)
Enterprise Fund	26,569.51	1,474,011.94	955,713.85	82.72	544,950.32
Agency Funds	5,666,146.94	3,236,903.57	3,227,275.40	610.61	5,676,385.72
Agency Funds - Adult Prob.	2,867,215.80	3,323,424.60	4,072,964.55	-	2,117,675.85
Internal Service	1,466,096.72	1,667,343.74	2,435,804.13	104.14	697,740.47
Debt Service	221,569.91	546,564.68	495,300.00	25.08	272,859.67
Capital Projects	726,800.85	950,916.80	1,021,756.26	30.78	655,992.17
<b>Total All Accounts</b>	<b>\$23,303,725.05</b>	<b>\$40,861,151.86</b>	<b>\$42,722,042.39</b>	<b>\$3,521.10</b>	<b>\$21,446,355.62</b>

## Cash Balances By Fund For the Month Ended December, 2018

<b>Fund</b>	<b>Beginning Balance</b>	<b>Receipts</b>	<b>Disbursements</b>	<b>Interest</b>	<b>Ending Balance</b>
General Fund	\$6,161,500.24	\$80,826,486.77	\$64,789,270.51	\$4,418.02	\$22,203,134.52
Special Revenue	5,703,889.49	2,428,299.64	2,482,108.22	1,651.38	5,651,732.29
Special Revenue - Grants	(384,638.31)	1,734,676.01	2,059,110.37	152.09	(708,920.58)
Enterprise Fund	544,950.32	134,271.77	469,339.35	59.63	209,942.37
Agency Funds	5,676,385.72	3,213,269.77	3,274,498.44	777.23	5,615,934.28
Agency Funds - Adult Prob.	2,117,675.85	2,804,499.51	1,111,053.52	-	3,811,121.84
Internal Service	697,740.47	2,760,992.16	1,741,151.99	133.27	1,717,713.91
Debt Service	272,859.67	7,063,526.79	5,764,850.00	167.51	1,571,703.97
Capital Projects	655,992.17	50,000.00	82,107.71	16.67	623,901.13
<b>Total All Accounts</b>	<b>\$21,446,355.62</b>	<b>\$101,016,022.42</b>	<b>\$81,773,490.11</b>	<b>\$7,375.80</b>	<b>\$40,696,263.73</b>



## Cash Balances By Fund

### For the Month Ended January 31, 2019

<b>Fund</b>	<b>Beginning Balance</b>	<b>Receipts</b>	<b>Disbursements</b>	<b>Interest</b>	<b>Ending Balance</b>
General Fund	\$22,203,134.52	\$55,799,816.35	\$63,308,844.85	\$3,007.79	\$14,697,113.81
Special Revenue	5,651,732.29	4,742,714.43	3,633,757.12	1,372.04	6,762,061.64
Special Revenue - Grants	(708,920.58)	2,075,952.64	2,242,751.93	235.60	(875,484.27)
Enterprise Fund	209,942.37	121,336.98	491,579.39	94.35	(160,205.69)
Agency Funds	5,615,934.28	3,990,415.56	4,802,354.19	863.29	4,804,858.94
Agency Funds - Adult Prob.	3,811,121.84	533,152.37	1,215,012.03	-	3,129,262.18
Internal Service	1,717,713.91	1,862,208.22	2,566,077.06	126.37	1,013,971.44
Debt Service	1,571,703.97	4,639,860.68	5,995,350.00	49.80	216,264.45
Capital Projects	623,901.13	229,000.00	197,815.28	29.59	655,115.44
<b>Total All Accounts</b>	<b>\$40,696,263.73</b>	<b>\$73,994,457.23</b>	<b>\$84,453,541.85</b>	<b>\$5,778.83</b>	<b>\$30,242,957.94</b>

## Cash Balances By Fund

### For the Month Ended February 28, 2019

<b>Fund</b>	<b>Beginning Balance</b>	<b>Receipts</b>	<b>Disbursements</b>	<b>Interest</b>	<b>Ending Balance</b>
General Fund	\$14,697,113.81	\$54,315,759.49	\$60,513,630.34	\$3,433.34	\$8,502,676.30
Special Revenue	6,762,061.64	2,500,790.35	2,421,516.56	1,846.39	6,843,181.82
Special Revenue - Grants	(875,484.27)	2,225,709.30	2,151,403.66	268.02	(800,910.61)
Enterprise Fund	(160,205.69)	971,042.86	416,940.57	111.41	394,008.01
Agency Funds	4,804,858.94	3,182,235.83	3,297,635.25	534.78	4,689,994.30
Agency Funds - Adult Prob.	3,129,262.18	503,105.19	1,231,780.99	-	2,400,586.38
Internal Service	1,013,971.44	1,815,363.18	2,236,788.56	103.67	592,649.73
Debt Service	216,264.45	18,550,432.78	18,743,473.25	-	23,223.98
Capital Projects	655,115.44	810,006.37	722,450.15	54.12	742,725.78
<b>Total All Accounts</b>	<b>\$30,242,957.94</b>	<b>\$84,874,445.35</b>	<b>\$91,735,619.33</b>	<b>\$6,351.73</b>	<b>\$23,388,135.69</b>

## Cash Balances By Fund

### For the Month Ended March 31, 2019

<b>Fund</b>	<b>Beginning Balance</b>	<b>Receipts</b>	<b>Disbursements</b>	<b>Interest</b>	<b>Ending Balance</b>
General Fund	\$8,502,676.30	\$36,955,982.12	\$41,737,752.58	\$1,988.96	\$3,722,894.80
Special Revenue	6,843,181.82	3,183,384.80	3,138,944.64	873.39	6,888,495.37
Special Revenue - Grants	(800,910.61)	2,047,994.73	2,273,086.89	234.20	(1,025,768.57)
Enterprise Fund	394,008.01	128,771.89	83,490.82	104.19	439,393.27
Agency Funds	4,689,994.30	4,695,636.24	3,325,610.08	770.74	6,060,791.20
Agency Funds - Adult Prob.	2,400,586.38	3,080,930.17	1,667,127.68	-	3,814,388.87
Internal Service	592,649.73	2,792,684.65	1,938,588.62	94.81	1,446,840.57
Debt Service	23,223.98	594,464.33	513,191.25	-	104,497.06
Capital Projects	742,725.78	5,238,073.00	1,546,087.46	720.93	4,435,432.25
<b>Total All Accounts</b>	<b>\$23,388,135.69</b>	<b>\$58,717,921.93</b>	<b>\$56,223,880.02</b>	<b>\$4,787.22</b>	<b>\$25,886,964.82</b>

## Investment Pool Additions and Deletions by Fund For the Quarter Ended December 31, 2018

Fund	Balance As Of 9/30/2018	Deposits	Withdrawals	Interest	Balance As Of 12/31/2017
General Fund	\$81,870,325.25	\$44,393,729.93	\$27,300,000.00	\$430,930.53	\$99,394,985.71
Special Revenue	22,568,551.72	3,379,270.00	2,836,350.00	140,547.07	23,252,018.79
Enterprise Fund	2,492,173.76	0.00	-	14,475.93	2,506,649.69
Internal Service	5,076,607.83	-	1,000,000.00	29,189.50	4,105,797.33
Debt Service	1,672,169.80	6,501,350.00	-	17,596.22	8,191,116.02
Capital Projects	40,338,583.11	29,000.00	1,412,229.93	239,456.15	39,194,809.33
<b>Total All Accounts</b>	<b>\$154,018,411.47</b>	<b>\$54,303,349.93</b>	<b>\$32,548,579.93</b>	<b>\$872,195.40</b>	<b>\$176,645,376.87</b>

TexPool investments are considered to be cash equivalents and are maintained at market value.

## Investment Pool Additions and Deletions by Fund For the Quarter Ended March 31, 2019

Fund	Balance As Of 12/31/2018	Deposits	Withdrawals	Interest	Balance As Of 3/31/2018
General Fund	\$99,394,985.71	\$82,002,049.85	\$22,221,317.95	\$946,607.05	\$160,122,324.66
Special Revenue	23,252,018.79	1,822,590.00	2,819,881.90	141,794.67	22,396,521.56
Enterprise Fund	2,506,649.69	-	-	15,421.55	2,522,071.24
Internal Service	4,105,797.33	-	500,000.00	23,613.44	3,629,410.77
Debt Service	8,191,116.02	9,337,200.00	13,824,050.00	49,084.54	3,753,350.56
Capital Projects	39,194,809.33	-	2,710,000.00	243,769.37	36,728,578.70
<b>Total All Accounts</b>	<b>\$176,645,376.87</b>	<b>\$93,161,839.85</b>	<b>\$42,075,249.85</b>	<b>\$1,420,290.62</b>	<b>\$229,152,257.49</b>

TexPool investments are considered to be cash equivalents and are maintained at market value.

## Investment Pool Additions and Deletions by Fund For the Month Ended October 31, 2018

Fund	Balance As Of 9/30/2018	Deposits	Withdrawals	Interest	Balance As Of 10/31/2018
General Fund	\$81,870,325.25	\$1,273,729.93	\$13,000,000.00	\$150,339.36	\$70,294,394.54
Special Revenue	22,568,551.72	1,628,430.00	1,330,680.00	45,914.08	22,912,215.80
Enterprise Fund	2,492,173.76	-	-	4,718.42	2,496,892.18
Internal Service	5,076,607.83	-	-	9,885.83	5,086,493.66
Debt Service	1,672,169.80	241,200.00	-	3,624.66	1,916,994.46
Capital Projects	40,338,583.11	-	412,229.93	79,157.88	40,005,511.06
<b>Total All Accounts</b>	<b>\$154,018,411.47</b>	<b>\$3,143,359.93</b>	<b>\$14,742,909.93</b>	<b>\$293,640.23</b>	<b>\$142,712,501.70</b>

TexPool investments are considered to be cash equivalents and are maintained at market value.

## Investment Pool Additions and Deletions by Fund For the Month Ended November 30, 2018

Fund	Balance As Of 10/31/2018	Deposits	Withdrawals	Interest	Balance As Of 11/30/2018
General Fund	\$70,294,394.54	\$1,250,000.00	\$8,300,000.00	\$126,642.31	\$63,371,036.85
Special Revenue	22,912,215.80	1,368,500.00	741,020.00	45,514.94	23,585,210.74
Enterprise Fund	2,496,892.18	-	-	4,699.51	2,501,591.69
Internal Service	5,086,493.66	-	-	9,844.34	5,096,338.00
Debt Service	1,916,994.46	495,300.00	-	4,084.93	2,416,379.39
Capital Projects	40,005,511.06	29,000.00	950,000.00	77,706.58	39,162,217.64
<b>Total All Accounts</b>	<b>\$142,712,501.70</b>	<b>\$3,142,800.00</b>	<b>\$9,991,020.00</b>	<b>\$268,492.61</b>	<b>\$136,132,774.31</b>

TexPool investments are considered to be cash equivalents and are maintained at market value.

## Investment Pool Additions and Deletions by Fund For the Month Ended December 31, 2018

Fund	Balance As Of 11/30/2018	Deposits	Withdrawals	Interest	Balance As Of 12/31/2018
General Fund	\$63,371,036.85	\$41,870,000.00	\$6,000,000.00	\$153,948.86	\$99,394,985.71
Special Revenue	23,585,210.74	382,340.00	764,650.00	49,118.05	23,252,018.79
Enterprise Fund	2,501,591.69	-	-	5,058.00	2,506,649.69
Internal Service	5,096,338.00	-	1,000,000.00	9,459.33	4,105,797.33
Debt Service	2,416,379.39	5,764,850.00	-	9,886.63	8,191,116.02
Capital Projects	39,162,217.64	-	50,000.00	82,591.69	39,194,809.33
<b>Total All Accounts</b>	<b>\$136,132,774.31</b>	<b>\$48,017,190.00</b>	<b>\$7,814,650.00</b>	<b>\$310,062.56</b>	<b>\$176,645,376.87</b>

TexPool investments are considered to be cash equivalents and are maintained at market value.

## Investment Pool Additions and Deletions by Fund For the Month Ended January 31, 2019

Fund	Balance As Of 12/31/2018	Deposits	Withdrawals	Interest	Balance As Of 1/31/2019
General Fund	\$99,394,985.71	\$38,067,849.85	-	\$256,580.23	\$137,719,415.79
Special Revenue	23,252,018.79	564,580.00	\$1,692,969.85	49,365.94	22,172,994.88
Enterprise Fund	2,506,649.69	-	-	5,296.91	2,511,946.60
Internal Service	4,105,797.33	-	500,000.00	8,474.31	3,614,271.64
Debt Service	8,191,116.02	5,995,350.00	34,900.00	24,811.75	14,176,377.77
Capital Projects	39,194,809.33	0.00	400,000.00	86,060.52	38,880,869.85
<b>Total All Accounts</b>	<b>\$176,645,376.87</b>	<b>\$44,627,779.85</b>	<b>\$2,627,869.85</b>	<b>\$430,589.66</b>	<b>\$219,075,876.53</b>

TexPool investments are considered to be cash equivalents and are maintained at market value.

## Investment Pool Additions and Deletions by Fund For the Month Ended February 28, 2019

Fund	Balance As Of 1/31/2019	Deposits	Withdrawals	Interest	Balance As Of 2/28/2019
General Fund	\$137,719,415.79	\$36,512,600.00	-	\$319,064.04	\$174,551,079.83
Special Revenue	22,172,994.88	501,690.00	\$563,400.00	43,661.35	22,154,946.23
Enterprise Fund	2,511,946.60	0.00	-	4,790.22	2,516,736.82
Internal Service	3,614,271.64	-	-	7,178.98	3,621,450.62
Debt Service	14,176,377.77	2,902,800.00	13,713,850.00	16,324.19	3,381,651.96
Capital Projects	38,880,869.85	-	810,000.00	76,615.92	38,147,485.77
<b>Total All Accounts</b>	<b>\$219,075,876.53</b>	<b>\$39,917,090.00</b>	<b>\$15,087,250.00</b>	<b>\$467,634.70</b>	<b>\$244,373,351.23</b>

TexPool investments are considered to be cash equivalents and are maintained at market value.

## Investment Pool Additions and Deletions by Fund For the Month Ended March 31, 2019

Fund	Balance As Of 2/28/2019	Deposits	Withdrawals	Interest	Balance As Of 3/31/2019
General Fund	\$174,551,079.83	\$7,421,600.00	\$22,221,317.95	\$370,962.78	\$160,122,324.66
Special Revenue	22,154,946.23	756,320.00	563,512.05	48,767.38	22,396,521.56
Enterprise Fund	2,516,736.82	-	-	5,334.42	2,522,071.24
Internal Service	3,621,450.62	-	-	7,960.15	3,629,410.77
Debt Service	3,381,651.96	439,050.00	75,300.00	7,948.60	3,753,350.56
Capital Projects	38,147,485.77	0.00	1,500,000.00	81,092.93	36,728,578.70
<b>Total All Accounts</b>	<b>\$244,373,351.23</b>	<b>\$8,616,970.00</b>	<b>\$24,360,130.00</b>	<b>\$522,066.26</b>	<b>\$229,152,257.49</b>

TexPool investments are considered to be cash equivalents and are maintained at market value.

## Investment Pool Additions and Deletions by Account For the Month Ended October 31, 2018

Account	Balance As Of 9/30/2018	Deposits	Withdrawals	Interest	Balance As Of 10/31/2018
Texpool Prime-General Fund	\$71,844,122.02	\$1,063,729.93	\$13,000,000.00	\$131,701.46	\$60,039,553.41
Texpool Prime-Road & Bridges	9,102,261.81		650,000.00	17,800.04	8,470,061.85
Texpool Prime-Project Care Electric	5,204,777.78	50,000.00		10,396.86	5,265,174.64
Texpool Prime-Commissary Profit	510,882.61	100,000.00		1,190.91	612,073.52
Texpool Prime-County Attorney Commissions	101,448.99			200.90	101,649.89
Texpool Prime-County Attorney Supplement Account	80,969.49			160.35	81,129.84
Texpool Prime-County Clerk Records Management & Preservation	1,161,824.10	1,000.00		2,302.61	1,165,126.71
Texpool Prime-County Clerk Vital Statistics	253,057.08	20,000.00		536.98	273,594.06
Texpool Prime-County Coliseum Tourist Promotion	2,013.68	50,000.00	50,000.00	19.72	2,033.40
Texpool Prime-County Law Library	86,080.26	50,000.00		260.06	136,340.32
Texpool Prime-County Tourist & Promotion	3,040,278.96	500,000.00	8,000.00	6,912.55	3,539,191.51
Texpool Prime-Court Records Preservation Fund	151,922.94	80,000.00		444.21	232,367.15
Texpool Prime-Court Reporter Service Fund	0.00	50,000.00		89.59	50,089.59
Texpool Prime-Courthouse Security	344,271.61	90,000.00		843.05	435,114.66
Texpool Prime-Dist Courts Records Archives	506,729.99	10,000.00		1,021.42	517,751.41
Texpool Prime-Justice Court Building Fund	228,056.18	63,000.00	3,500.00	560.01	288,116.19
Texpool Prime-Justice Court Technology Fund	420,117.45	25,000.00		876.78	445,994.23
Texpool Prime-Juvenile Probation Supervision Fund	253,210.83	60,000.00		608.96	313,819.79
Texpool Prime-Probate Judiciary Support	199,083.72			394.26	199,477.98
Texpool Prime-Transportation Fee Fund	333,169.85	479,430.00	469,180.00	496.60	343,916.45
Texpool Prime-CP-Co. Capital Improvement	8,239,280.41		300,000.00	15,943.06	7,955,223.47
Texpool Prime-Capital Proj-County Capital Projs 2007	502.18		502.18		-
Texpool Prime-CP-County Tax Capital Projects 2007A	1,727.75		1,727.75		-
Texpool Prime-CP Capital Project 2012	27,309,760.97		50,000.00	54,060.14	27,313,821.11
Texpool Prime-Capital Projects-Tax Capital Projects 2016C	2,523,976.62			4,998.35	2,528,974.97
Texpool Prime-Capital Projects-Capital Projects 2016D	905,857.41			1,793.91	907,651.32
Texpool Prime-Vista Del Este Water System Replenishment	1,082,668.73			2,144.06	1,084,812.79
Texpool Prime-Water System Repair	8,308.41			16.45	8,324.86
Texpool Prime-Solid Waste	41,558.07			82.30	41,640.37
Texpool Prime-D.S. Cert. Of Oblig 2001	7,001.92	14,000.00		21.49	21,023.41
Texpool Prime-G.O. Refund Bonds, Series 2011	35,812.31	1,300.00		71.97	37,184.28
Texpool Prime-Certificates Of Oblig. Series 2012	136,498.53	18,700.00		280.51	155,479.04
Texpool Prime-G.O. Refund Bonds, Series 2015	8,589.78	4,900.00		19.86	13,509.64
Texpool Prime-G.O. Refund Bonds, Taxable 2015A	9,503.18	5,300.00		21.79	14,824.97
Texpool Prime-G.O. Refund Bonds, Series 2016A	1,398,326.21	20,000.00		2,780.10	1,421,106.31
Texpool Prime-G.O. Refund Bonds, Taxable 2016B	56,362.92	21,600.00		123.44	78,086.36
Texpool Prime-D.S. Cert. Of Oblig 2016C	8,177.10	2,250.00		17.61	10,444.71
Texpool Prime-Tax Cert. Of Oblig. Series 2016D	1,599.96	1,150.00		3.98	2,753.94
Texpool Prime-G.O. Refunding Bonds Series 2017	10,297.89	151,900.00		283.85	162,481.74
Texpool Prime-D.S. Cert. Of Oblig 2017		100.00		0.06	100.06
Texpool-General Fund	10,026,203.23	210,000.00		18,637.90	10,254,841.13
Texpool-Road & Bridge	279,436.90		150,000.00	235.68	129,672.58
Texpool-Project Care Electric	38,564.35			70.22	38,634.57
Texpool-Commissary Profit	188,512.23			343.24	188,855.47
Texpool-County Attorney Commissions	42,862.74			78.04	42,940.78
Texpool-County Law Library	39,018.17			71.04	39,089.21
Texpool-Capital Projects- Capital Improvement Fund	165,755.15		50,000.00	210.76	115,965.91
Texpool-Capital Projects-County Capital Projects 2007	1,191,722.62		10,000.00	2,151.66	1,183,874.28
Texpool-East Montana Enterprise	1,256,025.70			2,286.95	1,258,312.65
Texpool-East Montana Reserve	103,612.85			188.66	103,801.51
<b>Total For Consolidated Account</b>	<b>\$148,941,803.64</b>	<b>\$3,143,359.93</b>	<b>\$14,742,909.93</b>	<b>\$283,754.40</b>	<b>\$137,626,008.04</b>
<b>Separate Accounts</b>					
Texpool-Health & Life	\$1,050,094.41			\$1,911.97	\$1,052,006.38
Texpool Prime-Health & Life	4,026,513.42			7,973.86	4,034,487.28
<b>Total For Separate Accounts</b>	<b>\$5,076,607.83</b>			<b>\$9,885.83</b>	<b>\$5,086,493.66</b>
<b>Total All Accounts</b>	<b>\$154,018,411.47</b>	<b>\$3,143,359.93</b>	<b>\$14,742,909.93</b>	<b>\$293,640.23</b>	<b>\$142,712,501.70</b>

TexPool investments are considered to be cash equivalents and are maintained at market value.



## Investment Pool Additions and Deletions by Account

### For the Month Ended November 30, 2018

Account	Balance As Of 10/31/2018	Deposits	Withdrawals	Interest	Balance As Of 11/30/2018
Texpool Prime-General Fund	\$60,039,553.41	\$1,250,000.00	\$6,300,000.00	\$109,287.46	\$55,098,840.87
Texpool Prime-Road & Bridges	8,470,061.85		100,000.00	16,556.42	8,386,618.27
Texpool Prime-Project Care Electric	5,265,174.64			10,361.39	5,275,536.03
Texpool Prime-Commissary Profit	612,073.52	100,000.00		1,310.17	713,383.69
Texpool Prime-County Attorney Commissions	101,649.89			200.04	101,849.93
Texpool Prime-County Attorney Supplement Account	81,129.84			159.66	81,289.50
Texpool Prime-County Clerk Records Management & Preservation	1,165,126.71	300,000.00		2,609.87	1,467,736.58
Texpool Prime-County Clerk Vital Statistics	273,594.06			538.41	274,132.47
Texpool Prime-County Coliseum Tourist Promotion	2,033.40	450,000.00	150,000.00	380.35	302,413.75
Texpool Prime-County Law Library	136,340.32			268.30	136,608.62
Texpool Prime-County Tourist & Promotion	3,539,191.51			6,964.81	3,546,156.32
Texpool Prime-Court Records Preservation Fund	232,367.15			457.28	232,824.43
Texpool Prime-Court Reporter Service Fund	50,089.59			98.57	50,188.16
Texpool Prime-Courthouse Security	435,114.66			856.27	435,970.93
Texpool Prime-Dist Courts Records Archives	517,751.41			1,018.88	518,770.29
Texpool Prime-Justice Court Building Fund	288,116.19			566.98	288,683.17
Texpool Prime-Justice Court Technology Fund	445,994.23		50,000.00	867.71	396,861.94
Texpool Prime-Juvenile Probation Supervision Fund	313,819.79			617.57	314,437.36
Texpool Prime-Probate Judiciary Support	199,477.98			392.55	199,870.53
Texpool Prime-Transportation Fee Fund	343,916.45	518,500.00	441,020.00	494.46	421,890.91
Texpool Prime-CP-Co. Capital Improvement	7,955,223.47		950,000.00	14,806.27	7,020,029.74
Texpool Prime-CP Capital Project 2012	27,313,821.11			53,751.18	27,367,572.29
Texpool Prime-Capital Projects-Tax Capital Projects 2016C	2,528,974.97	29,000.00		5,009.34	2,562,984.31
Texpool Prime-Capital Projects-Capital Projects 2016D	907,651.32			1,786.18	909,437.50
Texpool Prime-Vista Del Este Water System Replenishment	1,084,812.79			2,134.82	1,086,947.61
Texpool Prime-Water System Repair	8,324.86			16.38	8,341.24
Texpool Prime-Solid Waste	41,640.37			81.94	41,722.31
Texpool Prime-D.S. Cert. Of Oblig-2001	21,023.41	69,400.00		85.08	90,508.49
Texpool Prime-G.O. Refund Bonds, Series 2011	37,184.28	1,400.00		74.76	38,659.04
Texpool Prime-Certificates Of Oblig. Series 2012	155,479.04	92,100.00		363.99	247,943.03
Texpool Prime-G.O. Refund Bonds, Series 2015	13,509.64	21,400.00		40.05	34,949.69
Texpool Prime-G.O. Refund Bonds, Taxable 2015A	14,824.97	24,300.00		44.42	39,169.39
Texpool Prime-G.O. Refund Bonds, Series 2016A	1,421,106.31	98,300.00		2,858.52	1,522,264.83
Texpool Prime-G.O. Refund Bonds, Taxable 2016B	78,086.36	105,600.00		220.16	183,906.52
Texpool Prime-D.S. Cert. Of Oblig-2016C	10,444.71	8,400.00		25.81	18,870.52
Texpool Prime-Tax Cert. Of Oblig, Series 2016D	2,753.94	3,200.00		7.45	5,961.39
Texpool Prime-G.O. Refunding Bonds Series 2017	162,481.74	69,500.00		363.48	232,345.22
Texpool Prime-D.S. Cert. Of Oblig-2017	100.06	1,700.00		1.21	1,801.27
Texpool-General Fund	10,254,841.13		2,000,000.00	17,354.85	8,272,195.98
Texpool-Road & Bridge	129,672.58			234.80	129,907.38
Texpool-Project Care Electric	38,634.57			69.96	38,704.53
Texpool-Commissary Profit	188,855.47			341.96	189,197.43
Texpool-County Attorney Commissions	42,940.78			77.75	43,018.53
Texpool-County Law Library	39,089.21			70.78	39,159.99
Texpool-Capital Projects- Capital Improvement Fund	115,965.91			209.98	116,175.89
Texpool-Capital Projects-County Capital Projects 2007	1,183,874.28			2,143.63	1,186,017.91
Texpool-East Montana Enterprise	1,258,312.65			2,278.42	1,260,591.07
Texpool-East Montana Reserve	103,801.51			187.95	103,989.46
<b>Total For Consolidated Account</b>	<b>\$137,626,008.04</b>	<b>\$3,142,800.00</b>	<b>\$9,991,020.00</b>	<b>\$258,648.27</b>	<b>\$131,036,436.31</b>
<b>Separate Accounts</b>					
Texpool-Health & Life	\$1,052,006.38			\$1,904.86	\$1,053,911.24
Texpool Prime-Health & Life	4,034,487.28			7,939.48	4,042,426.76
<b>Total For Separate Accounts</b>	<b>\$5,086,493.66</b>			<b>\$9,844.34</b>	<b>\$5,096,338.00</b>
<b>Total All Accounts</b>	<b>\$142,712,501.70</b>	<b>\$3,142,800.00</b>	<b>\$9,991,020.00</b>	<b>\$268,492.61</b>	<b>\$136,132,774.31</b>

TexPool investments are considered to be cash equivalents and are maintained at market value.

## Investment Pool Additions and Deletions by Account

### For the Month Ended December 31, 2018

Account	Balance As Of 11/30/2018	Deposits	Withdrawals	Interest	Balance As Of 12/31/2018
Texpool Prime-General Fund	\$55,098,840.87	\$41,870,000.00		\$147,696.94	\$97,116,537.81
Texpool Prime-Road & Bridges	8,386,618.27		\$100,000.00	17,584.05	8,304,202.32
Texpool Prime-Project Care Electric	5,275,536.03			11,168.98	5,286,705.01
Texpool Prime-Commissary Profit	713,383.69			1,510.33	714,894.02
Texpool Prime-County Attorney Commissions	101,849.93			215.63	102,065.56
Texpool Prime-County Attorney Supplement Account	81,289.50			172.10	81,461.60
Texpool Prime-County Clerk Records Management & Preservation	1,467,736.58			3,107.39	1,470,843.97
Texpool Prime-County Clerk Vital Statistics	274,132.47		20,000.00	544.73	254,677.20
Texpool Prime-County Coliseum Tourist Promotion	302,413.75		250,000.00	328.29	52,742.04
Texpool Prime-County Law Library	136,608.62			289.21	136,897.83
Texpool Prime-County Tourist & Promotion	3,546,156.32		50,000.00	7,438.61	3,503,594.93
Texpool Prime-Court Records Preservation Fund	232,824.43			492.92	233,317.35
Texpool Prime-Court Reporter Service Fund	50,188.16			106.25	50,294.41
Texpool Prime-Courthouse Security	435,970.93			923.01	436,893.94
Texpool Prime-Dist Courts Records Archives	518,770.29			1,098.30	519,868.59
Texpool Prime-Justice Court Building Fund	288,683.17			611.18	289,294.35
Texpool Prime-Justice Court Technology Fund	396,861.94			840.21	397,702.15
Texpool Prime-Juvenile Probation Supervision Fund	314,437.36			665.71	315,103.07
Texpool Prime-Probate Judiciary Support	199,870.53			423.15	200,293.68
Texpool Prime-Transportation Fee Fund	421,890.91	382,340.00	344,650.00	743.28	460,324.19
Texpool Prime-CP-Co. Capital Improvement	7,020,029.74			14,862.30	7,034,892.04
Texpool Prime-CP Capital Project 2012	27,367,572.29			57,940.64	27,425,512.93
Texpool Prime-Capital Projects-Tax Capital Projects 2016C	2,562,984.31		50,000.00	5,333.73	2,518,318.04
Texpool Prime-Capital Projects-Capital Projects 2016D	909,437.50			1,925.40	911,362.90
Texpool Prime-Vista Del Este Water System Replenishment	1,086,947.61			2,301.21	1,089,248.82
Texpool Prime-Water System Repair	8,341.24			17.66	8,358.90
Texpool Prime-Solid Waste	41,722.31			88.33	41,810.64
Texpool Prime-D.S. Cert. Of Oblig-2001	90,508.49	789,600.00		844.58	880,953.07
Texpool Prime-G.O. Refund Bonds, Series 2011	38,659.04	29,450.00		108.08	68,217.12
Texpool Prime-Certificates Of Oblig. Series 2012	247,943.03	1,048,900.00		1,392.43	1,298,235.46
Texpool Prime-G.O. Refund Bonds, Series 2015	34,949.69	243,300.00		275.24	278,524.93
Texpool Prime-G.O. Refund Bonds, Taxable 2015A	39,169.39	276,500.00		311.68	315,981.07
Texpool Prime-G.O. Refund Bonds, Series 2016A	1,522,264.83	1,233,500.00		4,244.40	2,760,009.23
Texpool Prime-G.O. Refund Bonds, Taxable 2016B	183,906.52	1,208,400.00		1,391.27	1,393,697.79
Texpool Prime-D.S. Cert. Of Oblig-2016C	18,870.52	90,600.00		111.96	109,582.48
Texpool Prime-Tax Cert. Of Oblig. Series 2016D	5,961.39	36,200.00		42.72	42,204.11
Texpool Prime-G.O. Refunding Bonds Series 2017	232,345.22	790,300.00		1,145.48	1,023,790.70
Texpool Prime-D.S. Cert. Of Oblig-2017	1,801.27	18,100.00		18.79	19,920.06
Texpool-General Fund	8,272,195.98		6,000,000.00	6,251.92	2,278,447.90
Texpool-Road & Bridge	129,907.38			252.36	130,159.74
Texpool-Project Care Electric	38,704.53			75.19	38,779.72
Texpool-Commissary Profit	189,197.43			367.53	189,564.96
Texpool-County Attorney Commissions	43,018.53			83.57	43,102.10
Texpool-County Law Library	39,159.99			76.07	39,236.06
Texpool-Capital Projects- Capital Improvement Fund	116,175.89			225.68	116,401.57
Texpool-Capital Projects-County Capital Projects 2007	1,186,017.91			2,303.94	1,188,321.85
Texpool-East Montana Enterprise	1,260,591.07			2,448.80	1,263,039.87
Texpool-East Montana Reserve	103,989.46			202.00	104,191.46
<b>Total For Consolidated Account</b>	<b>\$131,036,436.31</b>	<b>\$48,017,190.00</b>	<b>\$6,814,650.00</b>	<b>\$300,603.23</b>	<b>\$172,539,579.54</b>
<b>Separate Accounts</b>					
Texpool-Health & Life	\$1,053,911.24		\$1,000,000.00	\$901.02	\$54,812.26
Texpool Prime-Health & Life	4,042,426.76			8,558.31	4,050,985.07
<b>Total For Separate Accounts</b>	<b>\$5,096,338.00</b>		<b>\$1,000,000.00</b>	<b>\$9,459.33</b>	<b>\$4,105,797.33</b>
<b>Total All Accounts</b>	<b>\$136,132,774.31</b>	<b>\$48,017,190.00</b>	<b>\$7,814,650.00</b>	<b>\$310,062.56</b>	<b>\$176,645,376.87</b>

TexPool investments are considered to be cash equivalents and are maintained at market value.

## Investment Pool Additions and Deletions by Account

### For the Month Ended January 31, 2019

Account	Balance As Of 12/31/2018	Deposits	Withdrawals	Interest	Balance As Of 1/31/2019
Texpool Prime-General Fund	\$97,116,537.81	\$38,067,849.85		\$251,983.02	\$135,436,370.68
Texpool Prime-Road & Bridges	8,304,202.32		\$1,030,000.00	16,765.53	7,290,967.85
Texpool Prime-Project Care Electric	5,286,705.01			11,703.99	5,298,409.00
Texpool Prime-Commissary Profit	714,894.02			1,582.67	716,476.69
Texpool Prime-County Attorney Commissions	102,065.56			225.96	102,291.52
Texpool Prime-County Attorney Supplement Account	81,461.60			180.34	81,641.94
Texpool Prime-County Clerk Records Management & Preservation	1,470,843.97			3,256.24	1,474,100.21
Texpool Prime-County Clerk Vital Statistics	254,677.20			563.82	255,241.02
Texpool Prime-County Coliseum Tourist Promotion	52,742.04			116.76	52,858.80
Texpool Prime-County Law Library	136,897.83		10,000.00	282.42	127,180.25
Texpool Prime-County Tourist & Promotion	3,503,594.93		40,000.00	7,720.84	3,471,315.77
Texpool Prime-Court Records Preservation Fund	233,317.35			516.53	233,833.88
Texpool Prime-Court Reporter Service Fund	50,294.41			111.34	50,405.75
Texpool Prime-Courthouse Security	436,893.94			967.22	437,861.16
Texpool Prime-Dist Courts Records Archives	519,868.59			1,150.91	521,019.50
Texpool Prime-Justice Court Building Fund	289,294.35			640.46	289,934.81
Texpool Prime-Justice Court Technology Fund	397,702.15			880.46	398,582.61
Texpool Prime-Juvenile Probation Supervision Fund	315,103.07		50,000.00	686.87	265,789.94
Texpool Prime-Probate Judiciary Support	200,293.68			443.42	200,737.10
Texpool Prime-Transportation Fee Fund	460,324.19	564,580.00	562,969.85	675.60	462,609.94
Texpool Prime-CP-Co. Capital Improvement	7,034,892.04		100,000.00	15,446.13	6,950,338.17
Texpool Prime-CP Capital Project 2012	27,425,512.93		200,000.00	60,374.02	27,285,886.95
Texpool Prime-Capital Projects-Tax Capital Projects 2016C	2,518,318.04			5,575.19	2,523,893.23
Texpool Prime-Capital Projects-Capital Projects 2016D	911,362.90			2,017.63	913,380.53
Texpool Prime-Vista Del Este Water System Replenishment	1,089,248.82			2,411.44	1,091,660.26
Texpool Prime-Water System Repair	8,358.90			18.51	8,377.41
Texpool Prime-Solid Waste	41,810.64			92.56	41,903.20
Texpool Prime-D.S. Cert. Of Oblig-2001	880,953.07	867,700.00	34,900.00	2,887.84	1,716,640.91
Texpool Prime-G.O. Refund Bonds, Series 2011	68,217.12	31,400.00		186.95	99,804.07
Texpool Prime-Certificates Of Oblig. Series 2012	1,298,235.46	1,106,300.00		4,112.53	2,408,647.99
Texpool Prime-G.O. Refund Bonds, Series 2015	278,524.93	256,800.00		904.10	536,229.03
Texpool Prime-G.O. Refund Bonds, Taxable 2015A	315,981.07	292,300.00		1,027.04	609,308.11
Texpool Prime-G.O. Refund Bonds, Series 2016A	2,760,009.23	1,179,850.00		7,430.48	3,947,289.71
Texpool Prime-G.O. Refund Bonds, Taxable 2016B	1,393,697.79	1,268,600.00		4,505.23	2,666,803.02
Texpool Prime-D.S. Cert. Of Oblig-2016C	109,582.48	100,700.00		355.09	210,637.57
Texpool Prime-Tax Cert. Of Oblig. Series 2016D	42,204.11	38,700.00		137.00	81,041.11
Texpool Prime-G.O. Refunding Bonds Series 2017	1,023,790.70	833,700.00		3,199.77	1,860,690.47
Texpool Prime-D.S. Cert. Of Oblig-2017	19,920.06	19,300.00		65.72	39,285.78
Texpool-General Fund	2,278,447.90			4,597.21	2,283,045.11
Texpool-Road & Bridge	130,159.74			264.12	130,423.86
Texpool-Project Care Electric	38,779.72			78.69	38,858.41
Texpool-Commissary Profit	189,564.96			384.67	189,949.63
Texpool-County Attorney Commissions	43,102.10			87.46	43,189.56
Texpool-County Law Library	39,236.06			79.62	39,315.68
Texpool-Capital Projects- Capital Improvement Fund	116,401.57			236.20	116,637.77
Texpool-Capital Projects-County Capital Projects 2007	1,188,321.85		100,000.00	2,411.35	1,090,733.20
Texpool-East Montana Enterprise	1,263,039.87			2,562.97	1,265,602.84
Texpool-East Montana Reserve	104,191.46			211.43	104,402.89
<b>Total For Consolidated Account</b>	<b>\$172,539,579.54</b>	<b>\$44,627,779.85</b>	<b>\$2,127,869.85</b>	<b>\$422,115.35</b>	<b>\$215,461,604.89</b>
<b>Separate Accounts</b>					
Texpool-Health & Life	\$54,812.26			\$111.25	\$54,923.51
Texpool Prime-Health & Life	4,050,985.07		\$500,000.00	8,363.06	3,559,348.13
<b>Total For Separate Accounts</b>	<b>\$4,105,797.33</b>		<b>\$500,000.00</b>	<b>\$8,474.31</b>	<b>\$4,114,271.64</b>
<b>Total All Accounts</b>	<b>\$176,645,376.87</b>	<b>\$44,627,779.85</b>	<b>\$2,627,869.85</b>	<b>\$430,589.66</b>	<b>\$219,075,876.53</b>

TexPool investments are considered to be cash equivalents and are maintained at market value.

## Investment Pool Additions and Deletions by Account For the Month Ended February 28, 2019

Account	Balance As Of 1/31/2019	Deposits	Withdrawals	Interest	Balance As Of 2/28/2019
Texpool Prime-General Fund	\$135,436,370.68	\$36,512,600.00		\$314,839.35	\$172,263,810.03
Texpool Prime-Road & Bridges	7,290,967.85			14,498.72	7,305,466.57
Texpool Prime-Project Care Electric	5,298,409.00			10,536.36	5,308,945.36
Texpool Prime-Commissary Profit	716,476.69			1,424.78	717,901.47
Texpool Prime-County Attorney Commissions	102,291.52			203.42	102,494.94
Texpool Prime-County Attorney Supplement Account	81,641.94			162.35	81,804.29
Texpool Prime-County Clerk Records Management & Preservation	1,474,100.21			2,931.37	1,477,031.58
Texpool Prime-County Clerk Vital Statistics	255,241.02			507.57	255,748.59
Texpool Prime-County Coliseum Tourist Promotion	52,858.80			105.14	52,963.94
Texpool Prime-County Law Library	127,180.25			252.93	127,433.18
Texpool Prime-County Tourist & Promotion	3,471,315.77			6,903.01	3,478,218.78
Texpool Prime-Court Records Preservation Fund	233,833.88			464.99	234,298.87
Texpool Prime-Court Reporter Service Fund	50,405.75			100.25	50,506.00
Texpool Prime-Court Courthouse Security	437,861.16			870.71	438,731.87
Texpool Prime-Dist Courts Records Archives	521,019.50			1,036.11	522,055.61
Texpool Prime-Justice Court Building Fund	289,934.81			576.56	290,511.37
Texpool Prime-Justice Court Technology Fund	398,582.61			792.60	399,375.21
Texpool Prime-Juvenile Probation Supervision Fund	265,789.94			528.54	266,318.48
Texpool Prime-Probate Judiciary Support	200,737.10			399.19	201,136.29
Texpool Prime-Transportation Fee Fund	462,609.94	501,690.00	\$563,400.00	554.43	401,454.37
Texpool Prime-CP-Co. Capital Improvement	6,950,338.17		610,000.00	13,469.92	6,353,808.09
Texpool Prime-CP Capital Project 2012	27,285,886.95		200,000.00	54,116.67	27,140,003.62
Texpool Prime-Capital Projects-Tax Capital Projects 2016C	2,523,893.23			5,018.98	2,528,912.21
Texpool Prime-Capital Projects-Capital Projects 2016D	913,380.53			1,816.33	915,196.86
Texpool Prime-Vista Del Este Water System Replenishment	1,091,660.26			2,170.85	1,093,831.11
Texpool Prime-Water System Repair	8,377.41			16.66	8,394.07
Texpool Prime-Solid Waste	41,903.20			83.34	41,986.54
Texpool Prime-D.S. Cert. Of Oblig-2001	1,716,640.91	408,500.00	1,994,600.00	1,662.17	132,203.08
Texpool Prime-G.O. Refund Bonds, Series 2011	99,804.07	13,700.00	112,260.00	91.98	1,336.05
Texpool Prime-Certificates Of Oblig. Series 2012	2,408,647.99	528,600.00	2,776,890.00	2,321.87	162,679.86
Texpool Prime-G.O. Refund Bonds, Series 2015	536,229.03	123,100.00	304,600.00	881.26	355,610.29
Texpool Prime-G.O. Refund Bonds, Taxable 2015A	609,308.11	141,400.00	665,000.00	638.34	86,346.45
Texpool Prime-G.O. Refund Bonds, Series 2016A	3,947,289.71	556,100.00	3,599,600.00	4,489.29	908,279.00
Texpool Prime-G.O. Refund Bonds, Taxable 2016B	2,666,803.02	606,100.00	2,948,700.00	2,742.19	326,945.21
Texpool Prime-D.S. Cert. Of Oblig-2016C	210,637.57	79,600.00		502.11	290,739.68
Texpool Prime-Tax Cert. Of Oblig. Series 2016D	81,041.11	30,300.00		192.94	111,534.05
Texpool Prime-G.O. Refunding Bonds Series 2017	1,860,690.47	399,800.00	1,274,200.00	2,772.19	989,062.66
Texpool Prime-D.S. Cert. Of Oblig-2017	39,285.78	15,600.00	38,000.00	29.85	16,915.63
Texpool-General Fund	2,283,045.11			4,224.69	2,287,269.80
Texpool-Road & Bridge	130,423.86			239.84	130,663.70
Texpool-Project Care Electric	38,858.41			71.45	38,929.86
Texpool-Commissary Profit	189,949.63			349.30	190,298.93
Texpool-County Attorney Commissions	43,189.56			79.43	43,268.99
Texpool-County Law Library	39,315.68			72.30	39,387.98
Texpool-Capital Projects- Capital Improvement Fund	116,637.77			214.49	116,852.26
Texpool-Capital Projects-County Capital Projects 2007	1,090,733.20			1,979.53	1,092,712.73
Texpool-East Montana Enterprise	1,265,602.84			2,327.37	1,267,930.21
Texpool-East Montana Reserve	104,402.89			192.00	104,594.89
<b>Total For Consolidated Account</b>	<b>\$215,461,604.89</b>	<b>\$39,917,090.00</b>	<b>\$15,087,250.00</b>	<b>\$460,455.72</b>	<b>\$240,751,900.61</b>
<b>Separate Accounts</b>					
Texpool-Health & Life	\$54,923.51			\$100.98	\$55,024.49
Texpool Prime-Health & Life	3,559,348.13			7,078.00	3,566,426.13
<b>Total For Separate Accounts</b>	<b>\$3,614,271.64</b>			<b>\$7,178.98</b>	<b>\$3,621,450.62</b>
<b>Total All Accounts</b>	<b>\$219,075,876.53</b>	<b>\$39,917,090.00</b>	<b>\$15,087,250.00</b>	<b>\$467,634.70</b>	<b>\$244,373,351.23</b>

TexPool investments are considered to be cash equivalents and are maintained at market value.

## Investment Pool Additions and Deletions by Account For the Month Ended March 31, 2019

Account	Balance As Of 2/28/2019	Deposits Deposits	Withdrawals	Interest	Balance As Of 3/31/2019
Texpool Prime-General Fund	\$172,263,810.03	\$7,421,600.00	\$22,221,317.95	\$366,268.69	\$157,830,360.77
Texpool Prime-Road & Bridges	7,305,466.57			16,074.20	7,321,540.77
Texpool Prime-Project Care Electric	5,308,945.36			11,681.27	5,320,626.63
Texpool Prime-Commissary Profit	717,901.47			1,579.59	719,481.06
Texpool Prime-County Attorney Commissions	102,494.94			225.51	102,720.45
Texpool Prime-County Attorney Supplement Account	81,804.29			180.00	81,984.29
Texpool Prime-County Clerk Records Management & Preservation	1,477,031.58			3,249.91	1,480,281.49
Texpool Prime-County Clerk Vital Statistics	255,748.59			562.72	256,311.31
Texpool Prime-County Coliseum Tourist Promotion	52,963.94			116.50	53,080.44
Texpool Prime-County Law Library	127,433.18			280.40	127,713.58
Texpool Prime-County Tourist & Promotion	3,478,218.78		50,000.00	7,610.37	3,435,829.15
Texpool Prime-Court Records Preservation Fund	234,298.87			515.54	234,814.41
Texpool Prime-Court Reporter Service Fund	50,506.00			111.13	50,617.13
Texpool Prime-Courthouse Security	438,731.87			965.35	439,697.22
Texpool Prime-Dist Courts Records Archives	522,055.61			1,148.67	523,204.28
Texpool Prime-Justice Court Building Fund	290,511.37			639.21	291,150.58
Texpool Prime-Justice Court Technology Fund	399,375.21			878.76	400,253.97
Texpool Prime-Juvenile Probation Supervision Fund	266,318.48			585.97	266,904.45
Texpool Prime-Probate Judiciary Support	201,136.29			442.56	201,578.85
Texpool Prime-Transportation Fee Fund	401,454.37	756,320.00	513,512.05	1,011.47	645,273.79
Texpool Prime-CP-Co. Capital Improvement	6,353,808.09			13,980.25	6,367,788.34
Texpool Prime-CP Capital Project 2012	27,140,003.62		1,500,000.00	57,052.25	25,697,055.87
Texpool Prime-Capital Projects-Tax Capital Projects 2016C	2,528,912.21			5,564.35	2,534,476.56
Texpool Prime-Capital Projects-Capital Projects 2016D	915,196.86			2,013.71	917,210.57
Texpool Prime-Vista Del Este Water System Replenishment	1,093,831.11			2,406.77	1,096,237.88
Texpool Prime-Water System Repair	8,394.07			18.47	8,412.54
Texpool Prime-Solid Waste	41,986.54			92.37	42,078.91
Texpool Prime-D.S. Cert. Of Oblig-2001	132,203.08	61,700.00		376.31	194,279.39
Texpool Prime-G.O. Refund Bonds, Series 2011	1,336.05	2,000.00		5.96	3,342.01
Texpool Prime-Certificates Of Oblig Series 2012	162,679.86	81,900.00		471.35	245,051.21
Texpool Prime-G.O. Refund Bonds, Series 2015	355,610.29	19,100.00		808.74	375,519.03
Texpool Prime-G.O. Refund Bonds, Taxable 2015A	86,346.45	21,500.00	1,200.00	217.76	106,864.21
Texpool Prime-G.O. Refund Bonds, Series 2016A	908,279.00	86,900.00		2,119.47	997,298.47
Texpool Prime-G.O. Refund Bonds, Taxable 2016B	326,945.21	93,700.00		849.36	421,494.57
Texpool Prime-D.S. Cert. Of Oblig-2016C	290,739.68	6,650.00	16,700.00	627.14	281,316.82
Texpool Prime-Tax Cert. Of Oblig Series 2016D	111,534.05	2,600.00	57,400.00	171.73	56,905.78
Texpool Prime-G.O. Refunding Bonds Series 2017	989,062.66	61,700.00		2,261.63	1,053,024.29
Texpool Prime-D.S. Cert. Of Oblig-2017	16,915.63	1,300.00		39.15	18,254.78
Texpool-General Fund	2,287,269.80			4,694.09	2,291,963.89
Texpool-Road & Bridge	130,663.70			268.16	130,931.86
Texpool-Project Care Electric	38,929.86			79.90	39,009.76
Texpool-Commissary Profit	190,298.93			390.56	190,689.49
Texpool-County Attorney Commissions	43,268.99			88.79	43,357.78
Texpool-County Law Library	39,387.98			80.84	39,468.82
Texpool-Capital Projects- Capital Improvement Fund	116,852.26			239.81	117,092.07
Texpool-Capital Projects-County Capital Projects 2007	1,092,712.73			2,242.56	1,094,955.29
Texpool-East Montana Enterprise	1,267,930.21			2,602.16	1,270,532.37
Texpool-East Montana Reserve	104,594.89			214.65	104,809.54
<b>Total For Consolidated Account</b>	<b>\$240,751,900.61</b>	<b>\$8,616,970.00</b>	<b>\$24,360,130.00</b>	<b>\$514,106.11</b>	<b>\$225,522,846.72</b>
<b>Separate Accounts</b>					
Texpool-Health & Life	\$55,024.49			\$112.94	\$55,137.43
Texpool Prime-Health & Life	3,566,426.13			7,847.21	3,574,273.34
<b>Total For Separate Accounts</b>	<b>\$3,621,450.62</b>			<b>\$7,960.15</b>	<b>\$3,629,410.77</b>
<b>Total All Accounts</b>	<b>\$244,373,351.23</b>	<b>\$8,616,970.00</b>	<b>\$24,360,130.00</b>	<b>\$522,066.26</b>	<b>\$229,152,257.49</b>

TexPool investments are considered to be cash equivalents and are maintained at market value.