


Quarterly Investment Report



**For the period ended March 31, 2021
(Unaudited)**

Prepared by: Edward A. Dion, County Auditor
800 East Overland, Room 406
El Paso, Texas 79901-2407
(915)546-2040

Table of Contents

Transmittal Letter.....	1
Total Investment at Market Value	
As of October 31, 2020, Fund and Type.....	10
As of November 30, 2020, Fund and Type.....	11
As of December 31, 2020, Fund and Type	12
As of January 31, 2021, Fund and Type	13
As of February 28, 2021, Fund and Type	14
As of March 31, 2021, Fund and Type	15
Investment Maturity Summary	16
Investment Yield Rates	16
Three month Treasury Benchmark vs. Portfolio.....	16
Cash Balances by Fund	
For the Month Ended October 31, 2020	17
For the Month Ended November 30, 2020	17
For the Month Ended December 31, 2020.....	17
For the Month Ended January 31, 2021	18
For the Month Ended February 28, 2021	18
For the Month Ended March 31, 2021	18
TexPool Addition and Deletions by Fund	
For the Quarter Ended December 31, 2020	19
For the Quarter Ended March 31, 2021	19
TexPool Addition and Deletions by Fund	
For the Month Ended October 31, 2020	19
For the Month Ended November 30, 2020	20
For the Month Ended December 31, 2020.....	20
For the Month Ended January 31, 2021	20
For the Month Ended February 28, 2021	21
For the Month Ended March 31, 2021	21
TexPool Additions and Deletions by Account	
For the Month Ended October 31, 2020	22
For the Month Ended November 30, 2020	22
For the Month Ended December 31, 2020.....	22
For the Month Ended January 31, 2021	23
For the Month Ended February 28, 2021	23
For the Month Ended March 31, 2021	24



COUNTY OF EL PASO
OFFICE OF THE COUNTY AUDITOR

EDWARD A. DION, CPA
 COUNTY AUDITOR
 edion@epcounty.com
 www.epcounty.com/auditor

County Administrative Offices
 800 East Overland Street, Rm. 406
 El Paso, Texas 79901-2407
 (915) 546-2040
 (915) 546-8172 FAX

05-02

May 4, 2021

The Honorable Ricardo A. Samaniego, County Judge
 and County Commissioners
 County of El Paso
 500 East San Antonio Street
 El Paso, Texas 79901

Dear County Judge and Commissioners:

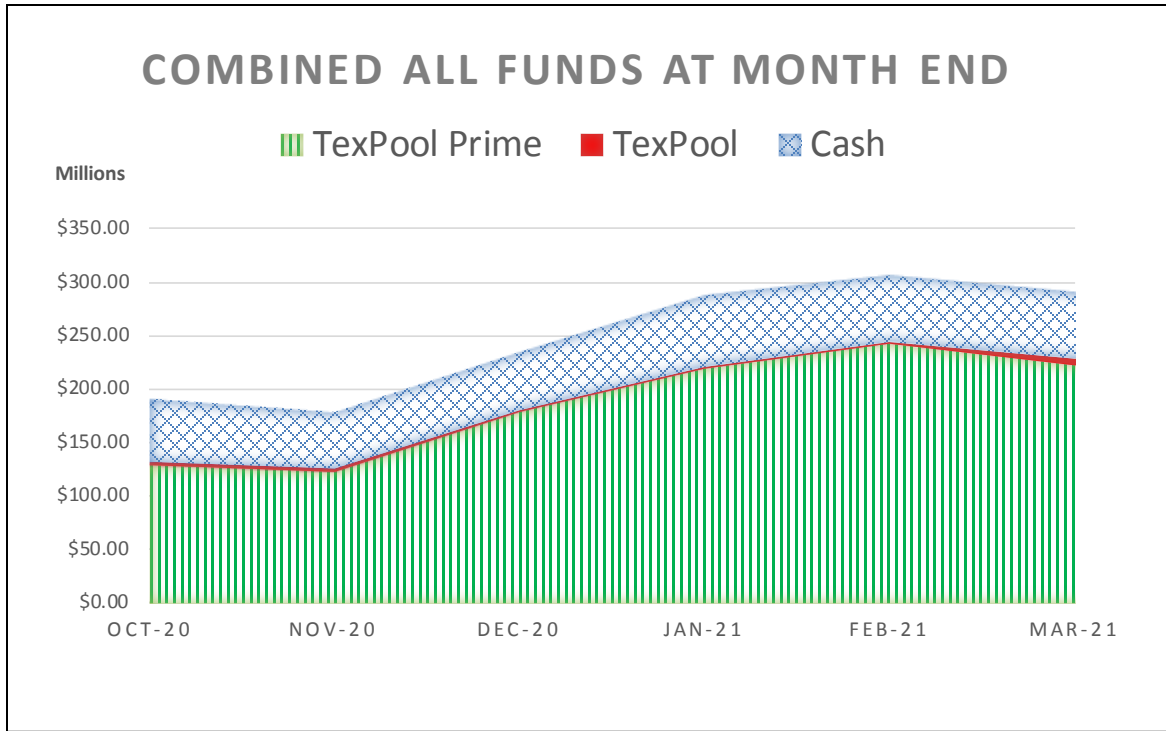
A report of the investment transactions for the second quarter and six months ended March 31, 2021, is herewith submitted. All investments have been made in compliance with the County’s investment policy and pursuant to *Texas Government Code, Title 10, §2256.023*. TexPool and TexPool Prime, investment pools authorized under the *Texas Government Code, Title 10, §2256.016* and managed by Federated Investors, Incorporated, has affirmed adherence to the County’s investment policy and the provisions of the *Texas Government Code, Title 10, §2256.023(8) (a) and (b)*.

The County’s combined investment portfolio including cash had an October 1, 2020, book value of \$204,391,907 and a March 31, 2021, book value of \$290,293,255. General Fund investments, including cash, as of March 31, 2021, totaled \$194,581,580, an increase of \$16,380,749 or 9.19 percent over the prior year. Ad Valorem Tax revenue totaled \$217,428,601 as of March 2021, an increase of \$10,947,383 or 5.30 percent over the previous year. This increase is due to new property added during the year. Sales tax collected to date increased by \$985,395 over the prior year. General Fund revenue and expenditure totals for the six months ended March 31, 2021, were \$242,755,305 and \$142,132,827 respectively, which resulted in revenues over expenditures of \$100,622,478.

The unaudited book and fair market values of the combined investment portfolio, including cash, for each month from October 31, 2020 through March 31, 2021, are presented below:

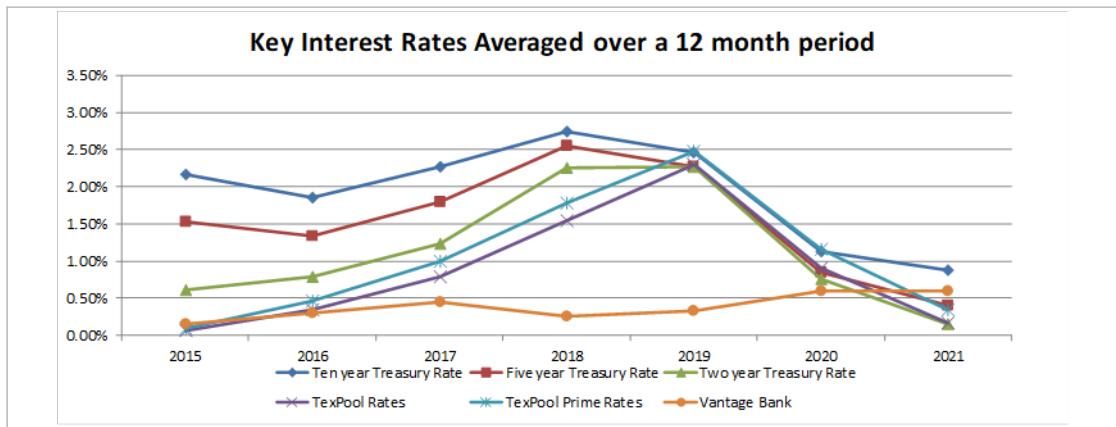
Month	Book Value	Fair Market Value
October 1, 2020	\$204,391,907	\$204,391,907
October 31, 2020	\$191,201,659	\$191,262,632
November 30, 2020	\$178,166,595	\$178,219,280
December 31, 2020	\$234,342,388	\$234,399,465
January 31, 2021	\$287,470,620	\$287,527,532
February 28, 2021	\$306,421,281	\$306,474,995
March 31, 2021	\$290,293,255	\$290,336,880

The Honorable Ricardo A. Samaniego
 County Judge
 and County Commissioners
 May 4, 2021



The County’s major source of revenue is Ad Valorem taxes, the majority of which is received in late December through mid-February. The second major source of revenue is sales tax revenue, which is received monthly throughout the year.

The fiscal year began with the overnight fed funds target range at 0.00% to 0.25%. It is expected that the Federal Reserve will hold this rate steady for all of FY2021. The continued effects of COVID-19 dramatically slowed economic growth. The average interest rates for TexPool, TexPool Prime, and Vantage Bank for the period of January 1, 2021, through March 31, 2021, were 0.0470, 0.1027, and 0.6000 percent, respectively. The Vantage Bank rate is a contractual rate and expires on May 31, 2021.



The Honorable Ricardo A. Samaniego
 County Judge
 and County Commissioners
 May 4, 2021

Portfolio interest for TexPool, TexPool Prime and cash are presented below:

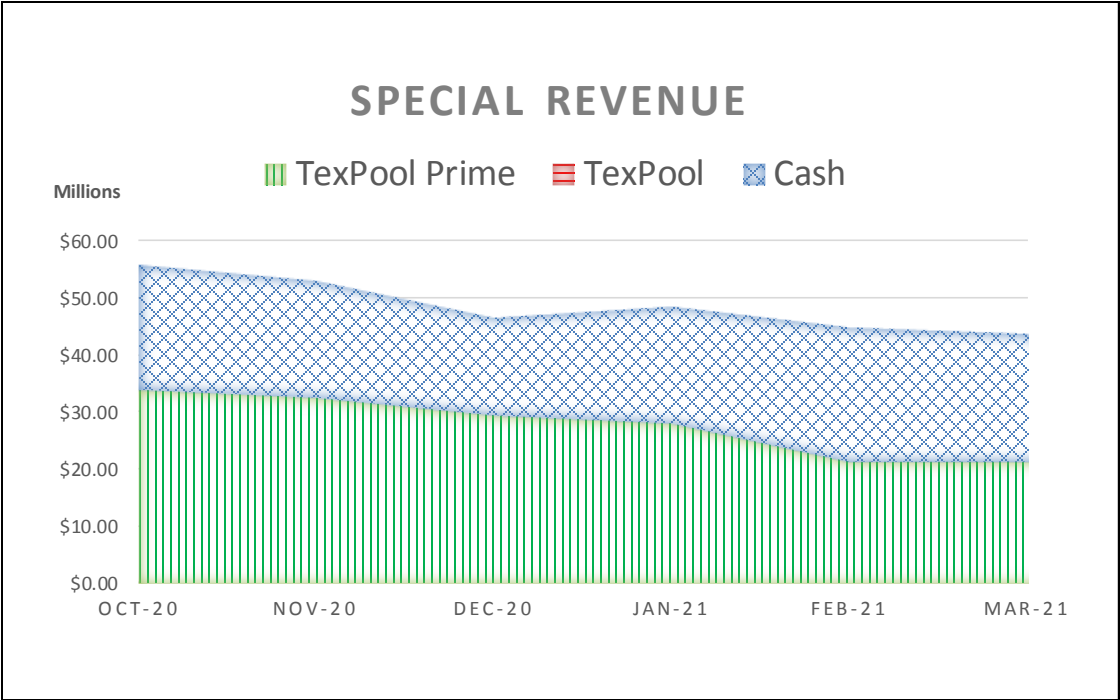
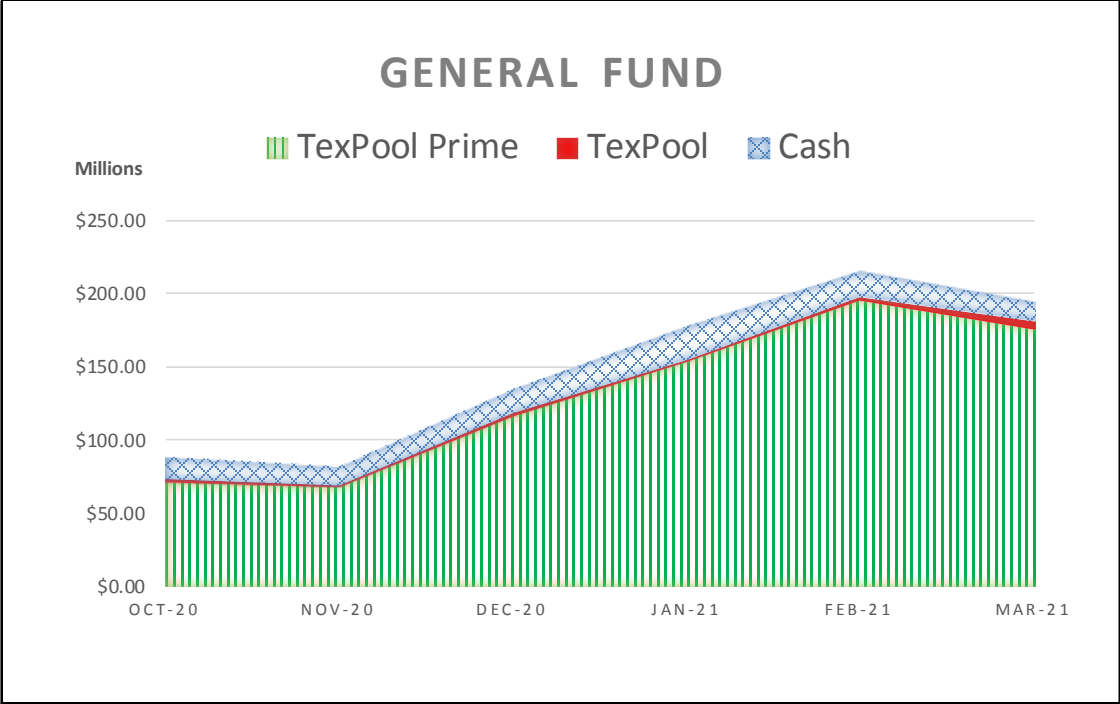
<u>Quarter</u>	<u>Investment</u> <u>Pools</u>	<u>Cash</u>	<u>Total</u>
First Quarter	\$ 60,843	\$109,893	\$170,736
Second Quarter	<u>56,557</u>	<u>97,692</u>	<u>154,249</u>
Total FY2021	<u>\$117,400</u>	<u>\$207,585</u>	<u>\$324,985</u>

The Weighted Average Maturity (WAM) is the sum of the number of days to maturity of each security, times the book value for the security for all investments divided by the combined book value of the portfolio. The Net Asset Value (NAV) is the market value of the portfolio divided by the book value of the portfolio. The Weighted Average Yield (WAY) is the sum of the purchase yield times the par value for each security divided by the sum of the par values for each security. The Portfolio Yield (PY) is the sum of the market yields at the end of the month, times the par value for each security divided by the sum of the par values for each security, which are shown below by month.

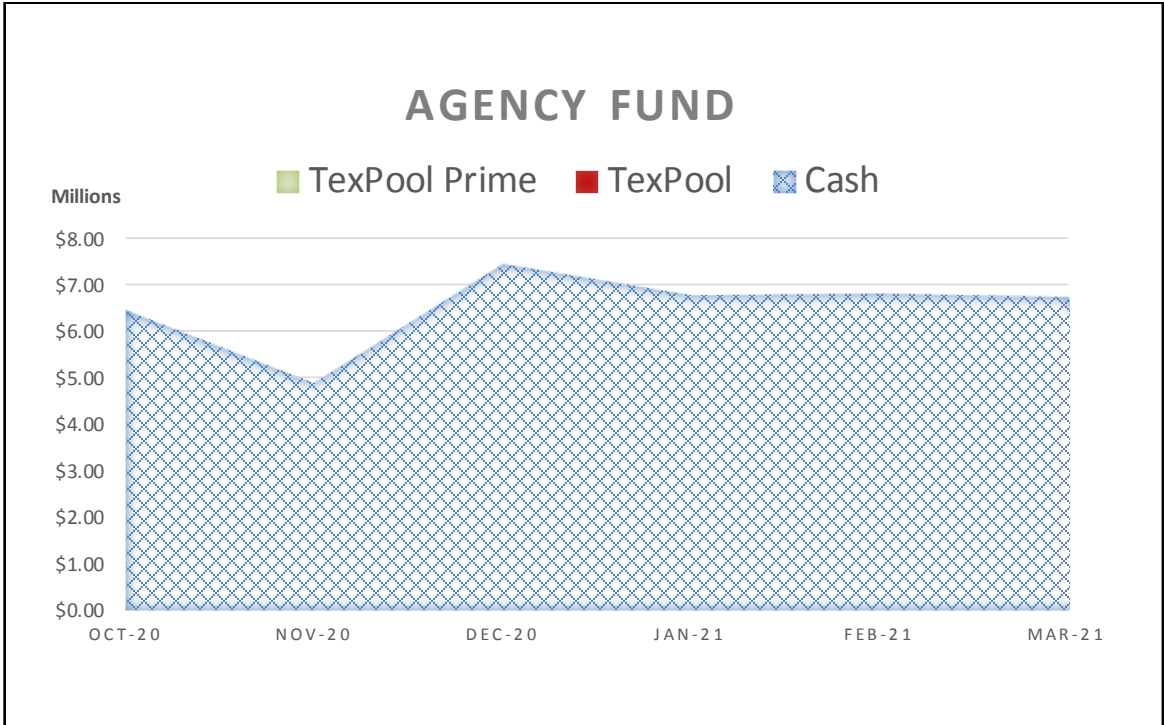
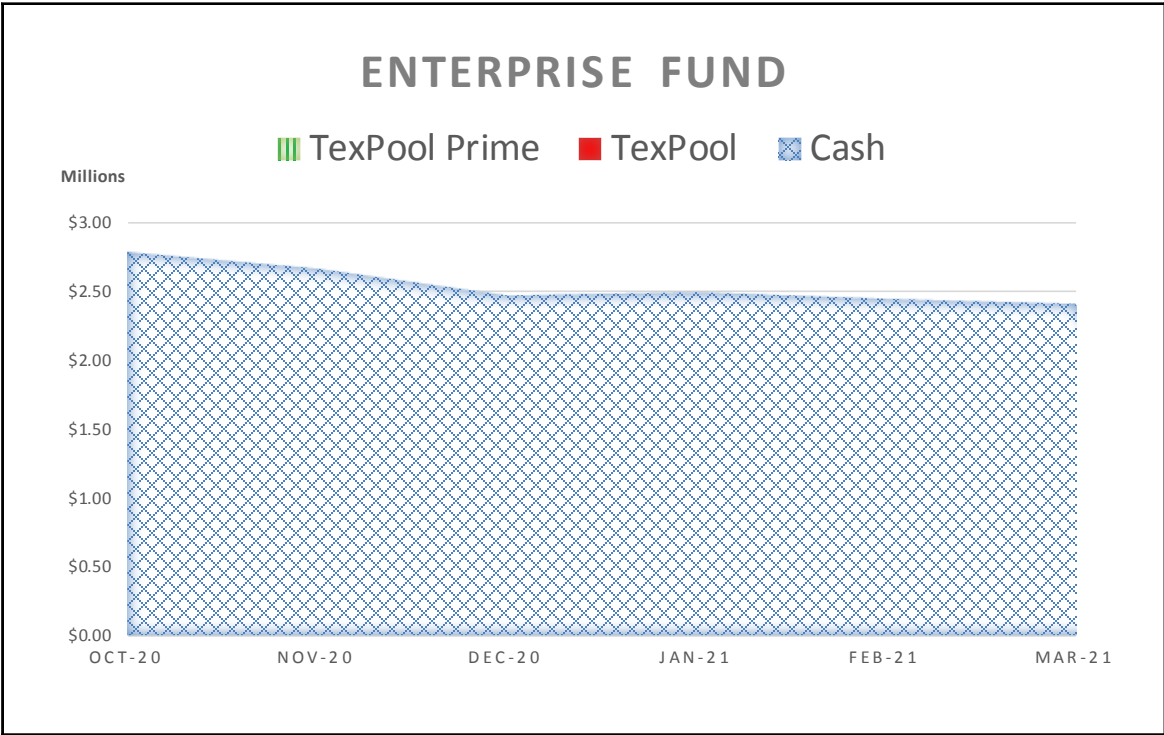
<u>Month</u>	<u>WAM</u>	<u>NAV</u>	<u>WAY</u>	<u>PY</u>
October 31, 2020	1.00	1.0003	0.3441	0.3441
November 30, 2020	1.00	1.0003	0.2929	0.2929
December 31, 2020	1.00	1.0002	0.2488	0.2488
January 31, 2021	1.00	1.0002	0.2315	0.2315
February 28, 2021	1.00	1.0002	0.1990	0.1990
March 31, 2021	1.00	1.0002	0.1994	0.1994

The following graphs display the invested balances of each of the funds at month-end for the period of October 2020 through March 2021.

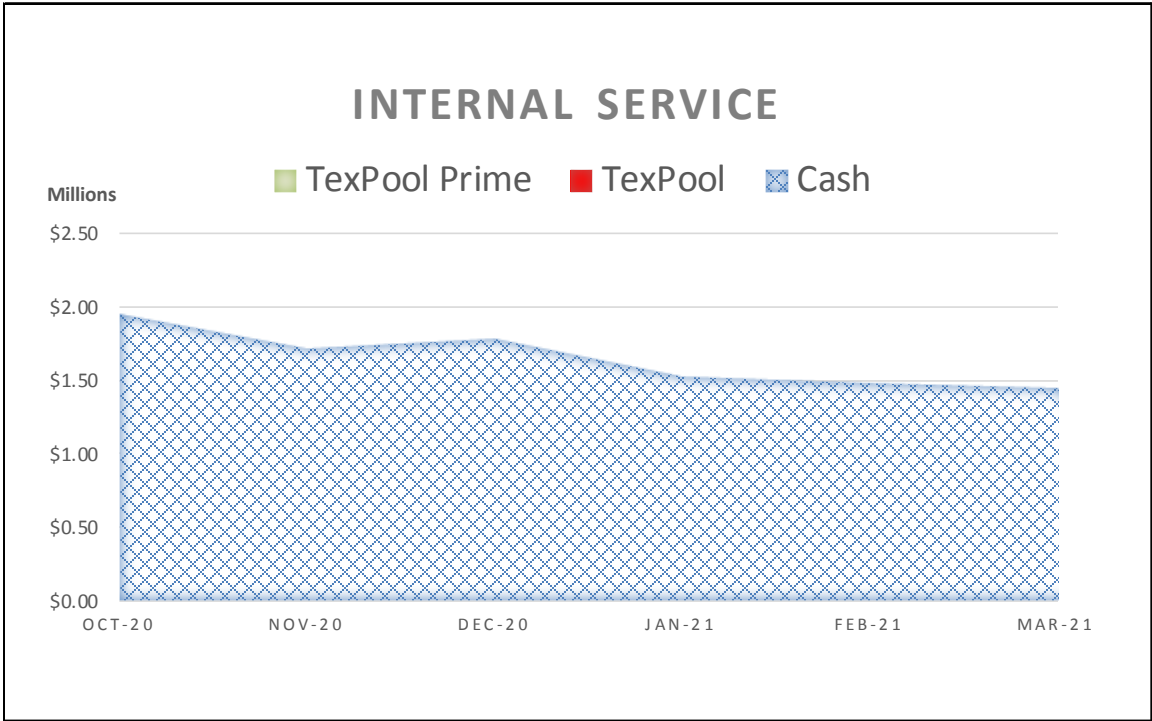
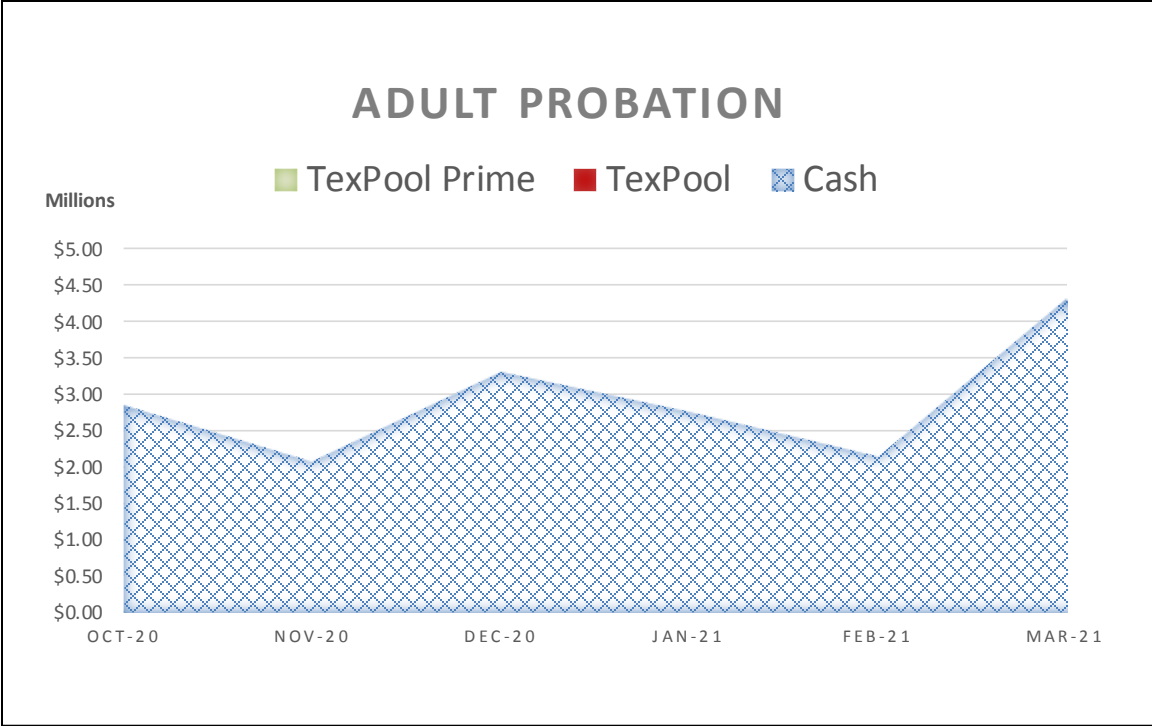
The Honorable Ricardo A. Samaniego
County Judge
and County Commissioners
May 4, 2021



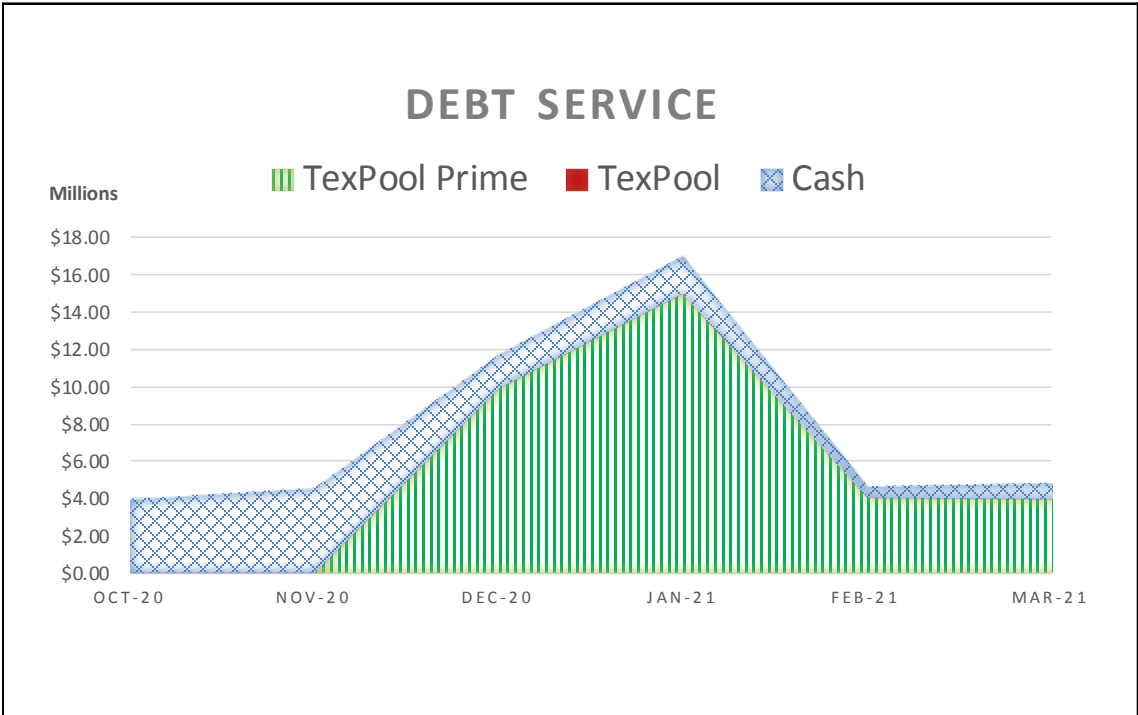
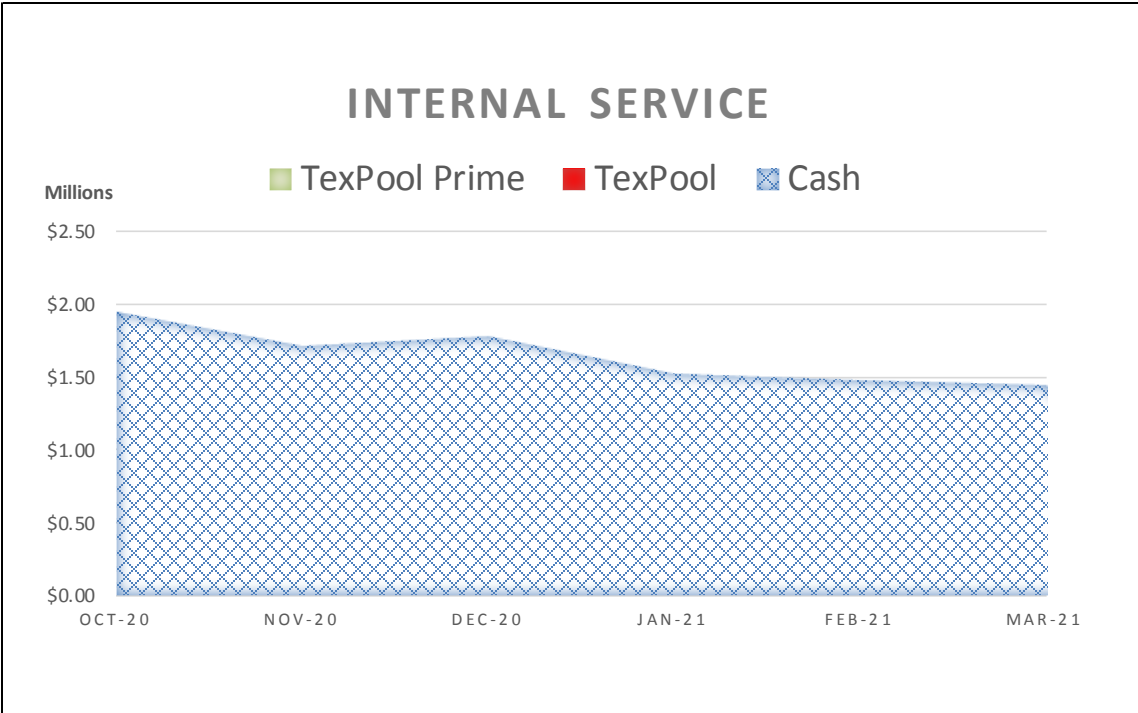
The Honorable Ricardo A. Samaniego
County Judge
and County Commissioners
May 4, 2021



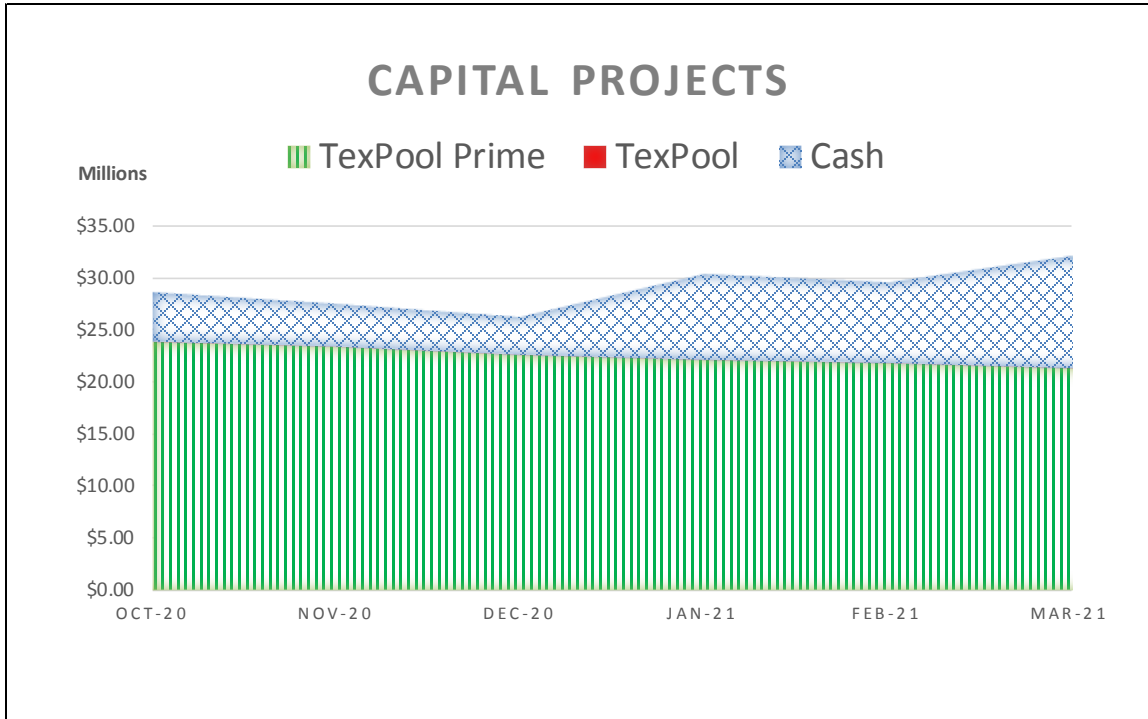
The Honorable Ricardo A. Samaniego
County Judge
and County Commissioners
May 4, 2021



The Honorable Ricardo A. Samaniego
County Judge
and County Commissioners
May 4, 2021



The Honorable Ricardo A. Samaniego
 County Judge
 and County Commissioners
 May 4, 2021



During the six months ended March 31, 2021, the County earned investment interest of \$117,400 and Now account interest of \$207,585 for a total of \$324,985, which when compared to the \$1,808,964 earned during same six month period in the prior year is a decrease of (\$1,483,979) or (82.03) percent. The County benchmarks the portfolio performance against a moving average securities benchmark consisting of the average monthly market yields on the 90-day Treasury bill. Based on the County's current investment structure, the portfolio yield on average, was more than the benchmark rate by 0.1420 basis points. On December 9, 2020, the General Fund cash and investments reached its low point of \$73,581,882, with TexPool, TexPool Prime and Munis General Fund cash balances at \$1,816,345, \$63,205,695, and \$8,559,842 or 2.47%, 85.90% and 11.63%, respectively. As funds were spent down during the quarter the ratio of TexPool, TexPool Prime and cash changed with the cash ratio increasing and the TexPool, TexPool Prime ratios decreasing, until the County started receiving the bulk of Ad Valorem tax revenue on and after December 18, 2020.

The Honorable Ricardo A. Samaniego
County Judge
and County Commissioners
May 4, 2021

If you have any questions concerning this information, please contact Mr. James Utterback, manager senior - Financial/Analysis/Reporting/Audit, at extension 3267 or me.

/s/ Barbara Franco

Barbara Franco
County Auditor
First Assistant

/s/ Victor Perez

Victor Perez
Director
Financial Operations

/s/ James Utterback

James Utterback
Audit Manager Senior
Financial Analysis/
Reporting/Audit

/s/ Linda Hemme

Linda Hemme
Audit Accountant Senior

/s/ Claudia G. Melendez

Claudia G. Melendez
Audit Accountant Senior

/s/ Raymond Gomez

Raymond Gomez
Audit Manager
Cash Management Audit

Very truly yours,

/s/ Edward A. Dion

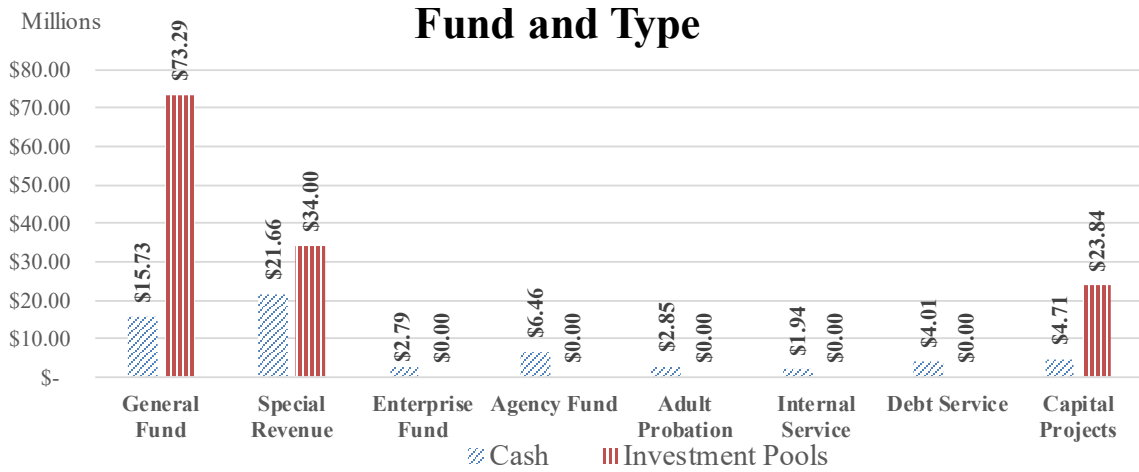
Edward A. Dion
County Auditor

EAD:JU:ya

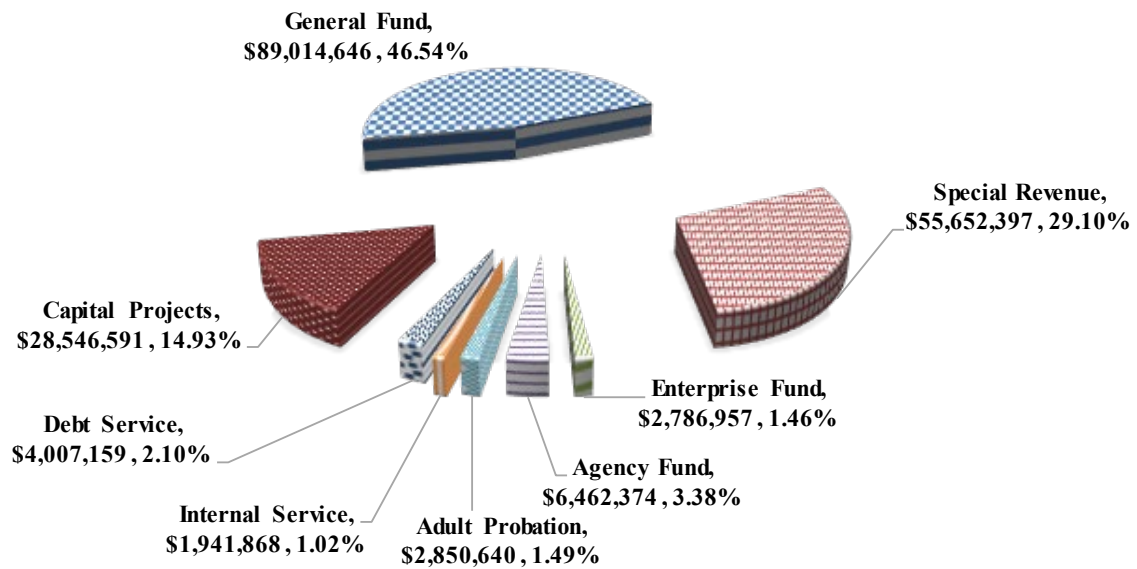
Attachments

cc: The Honorable Jo Anne Bernal, County Attorney
Mrs. Christina Sanchez, Assistant County Attorney
Mrs. Betsy Keller, Chief Administrator
Mr. Wallace Hardgrove, Executive Director Budget & Fiscal Policy

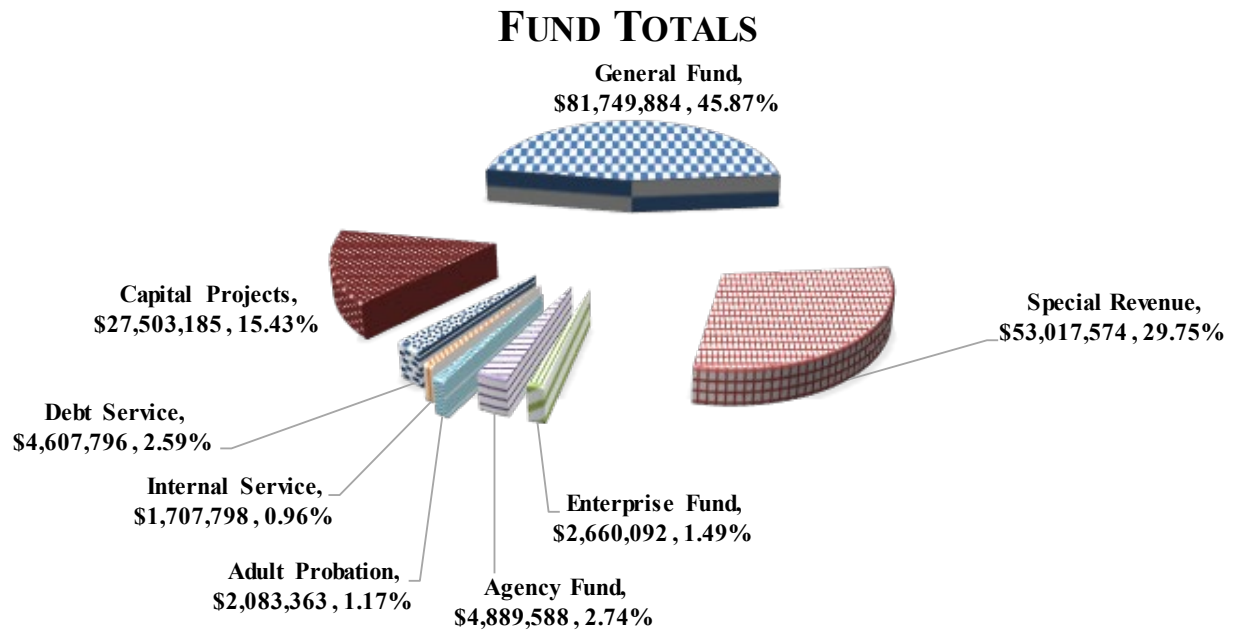
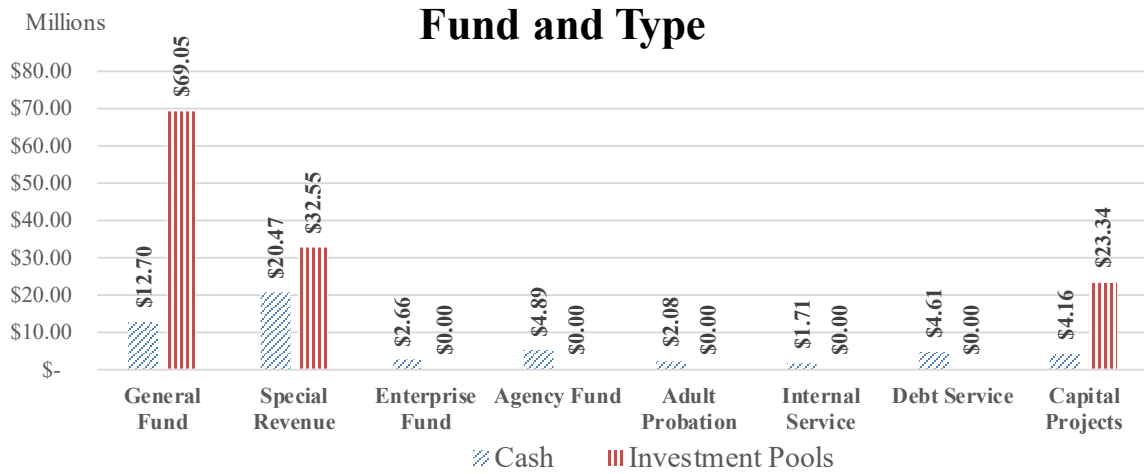
Total Investments at Market Value as of October 31, 2020



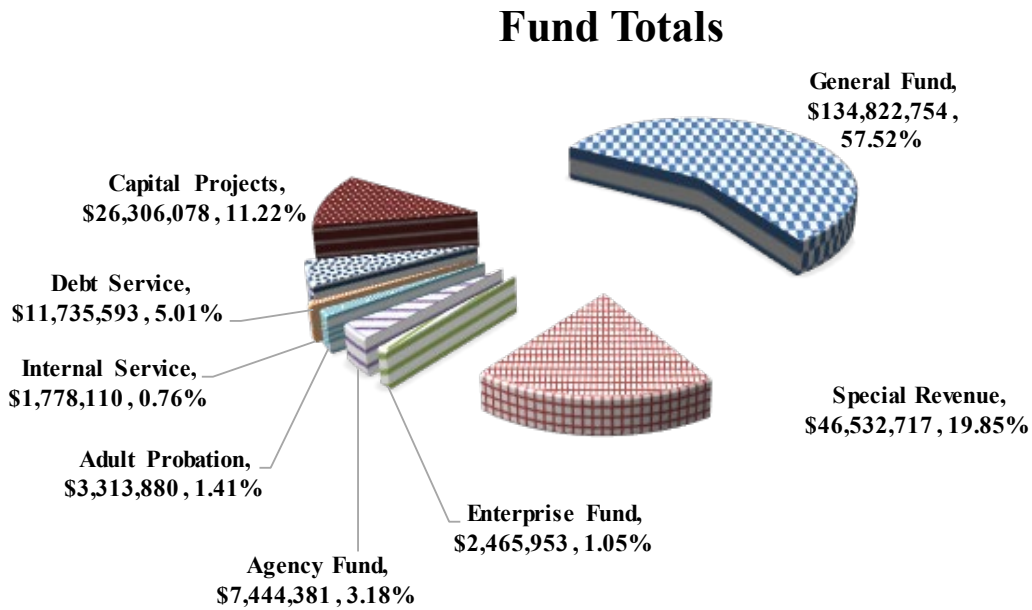
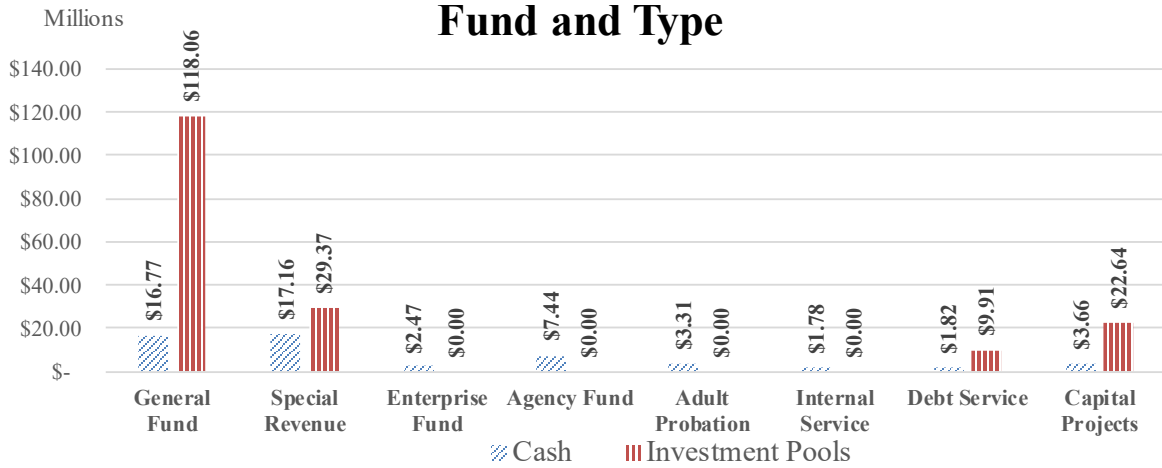
FUND TOTALS



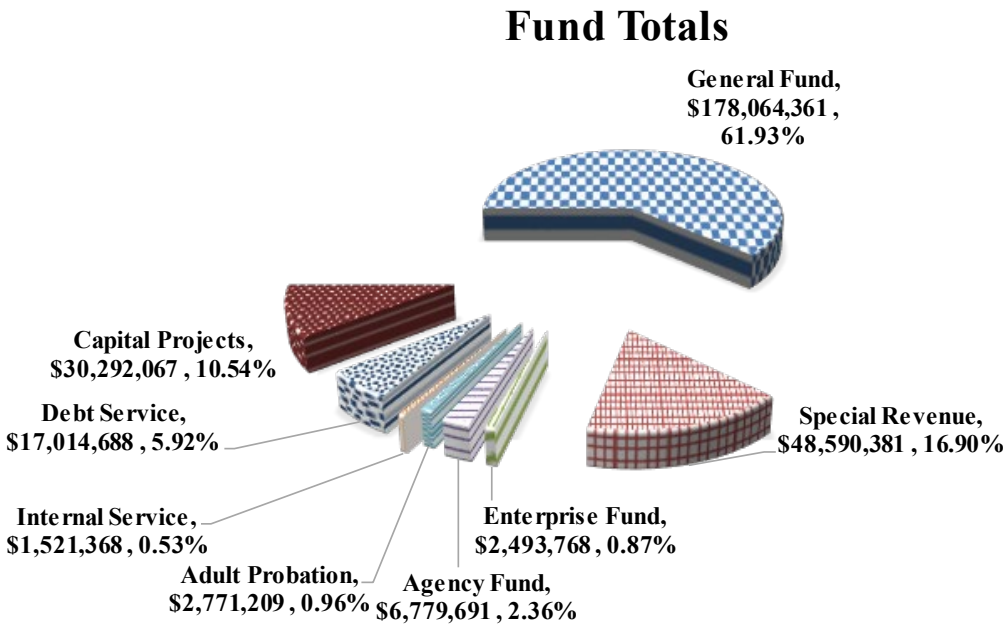
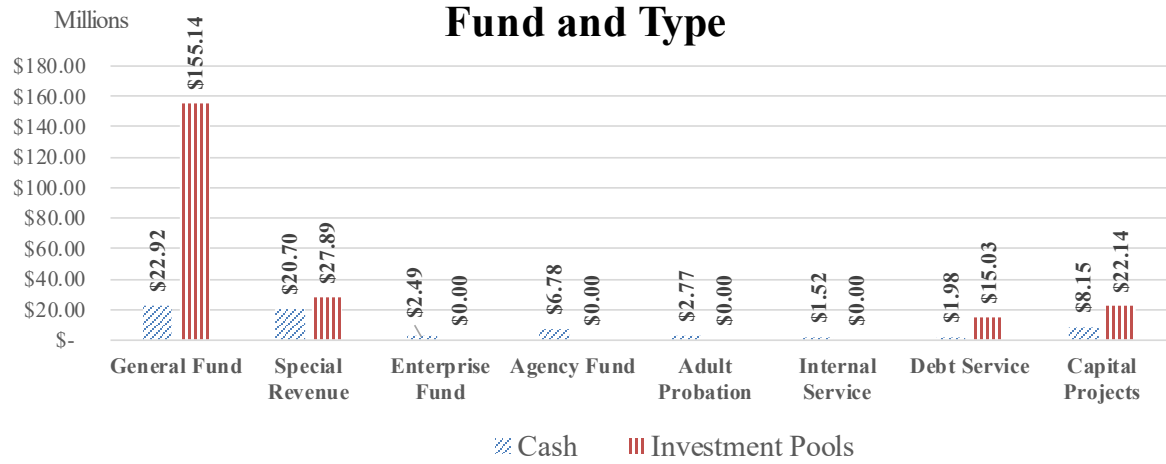
Total Investments at Market Value as of November 30, 2020



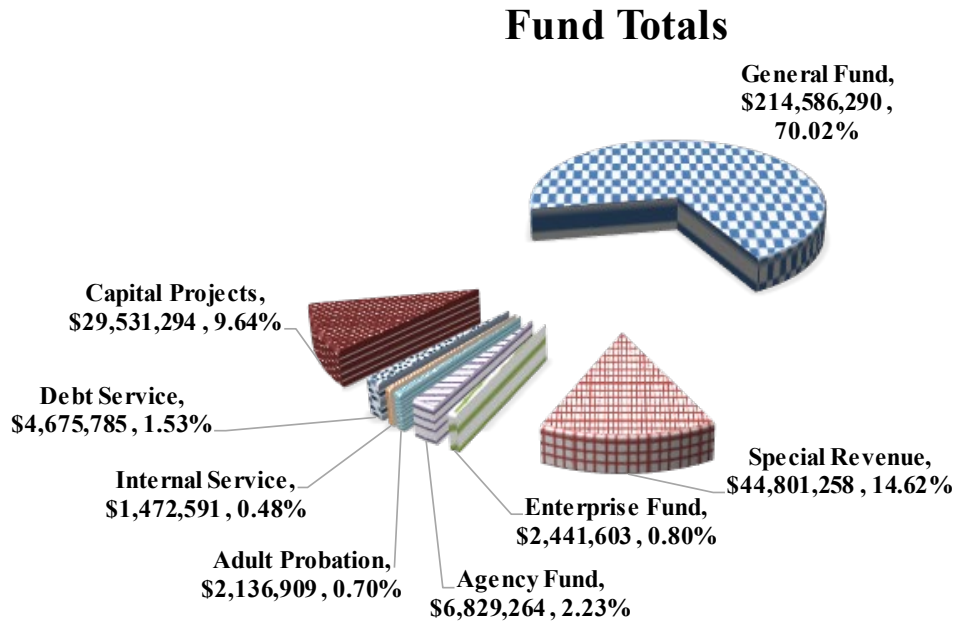
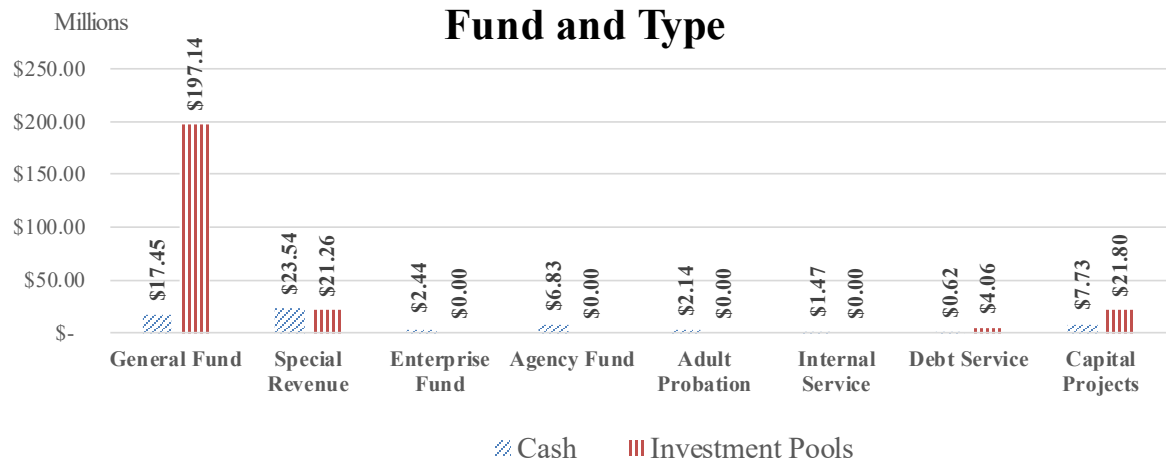
Total Investments at Market Value as of December 31, 2020



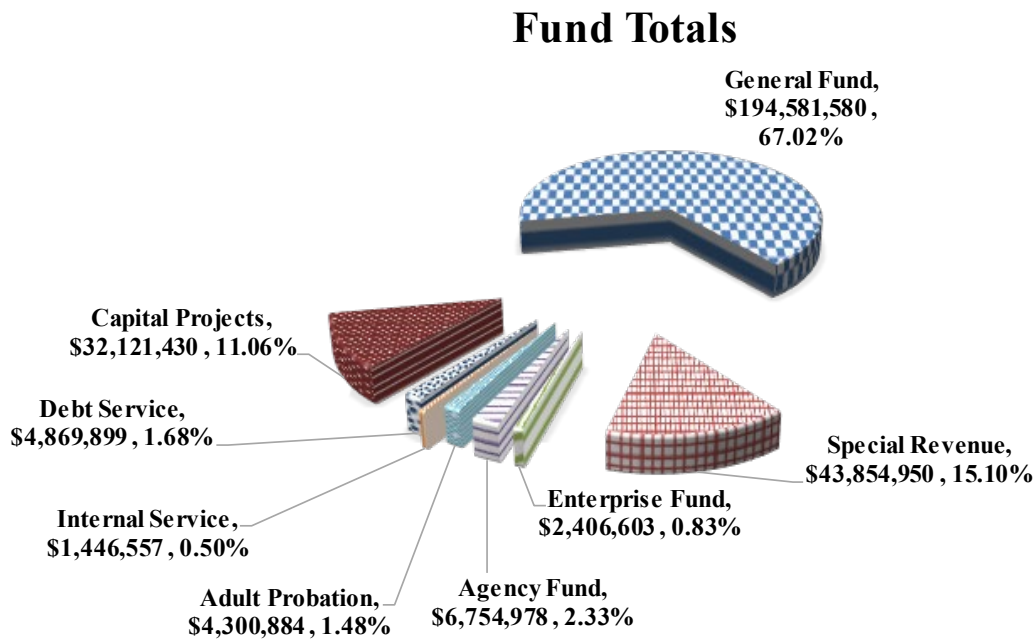
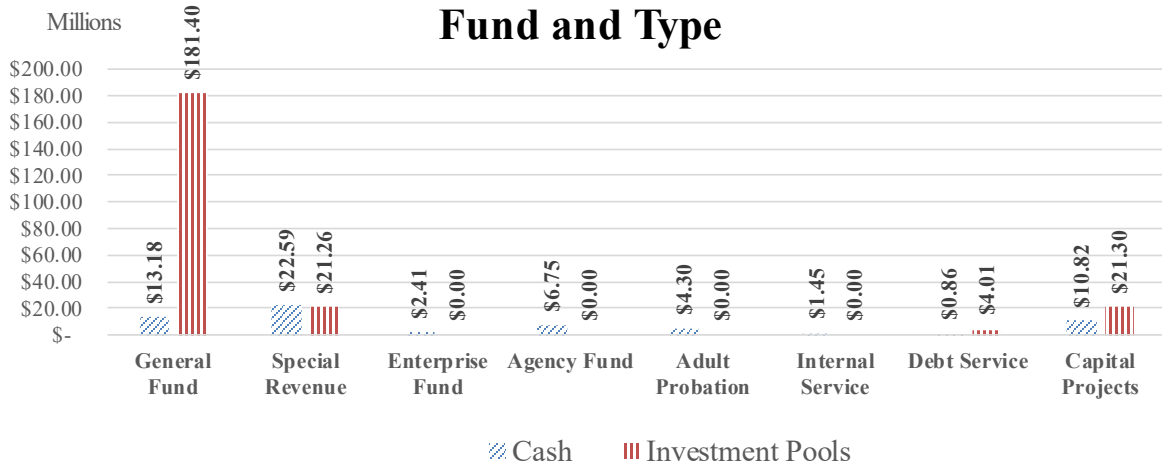
Total Investments at Market Value as of January 31, 2021



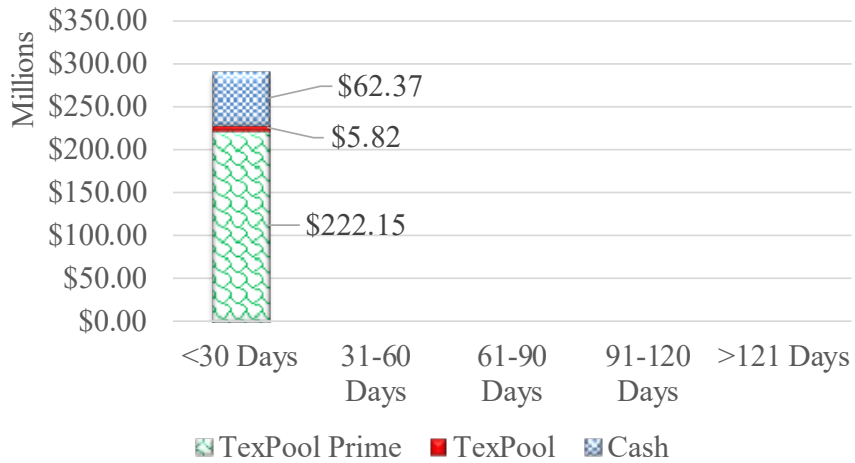
Total Investments at Market Value as of February 28, 2021



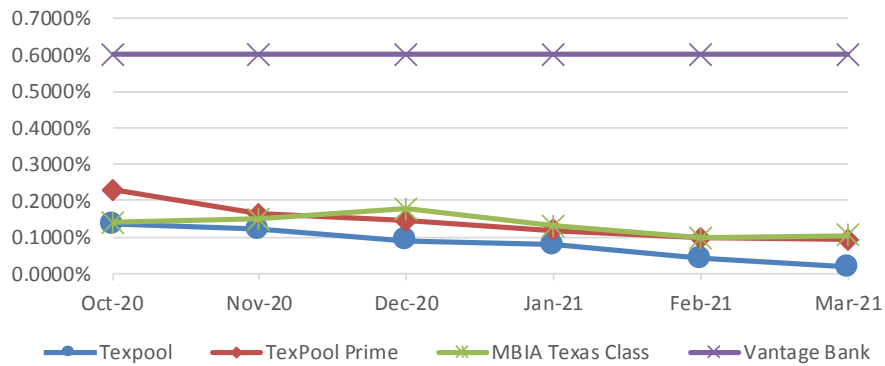
Total Investments at Market Value as of March 31, 2021



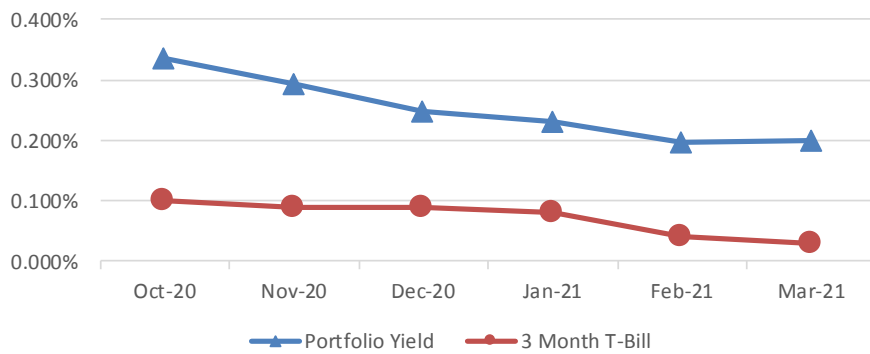
Investment Maturity Summary



Investment Yield Rates



Three Month Treasury Benchmarkvs. Portfolio yield



Cash Balances By Fund

For the Month Ended October 31, 2020

Fund	Beginning Balance	Receipts	Disbursements	Interest	Ending Balance
General Fund	\$16,730,108.19	\$22,474,371.17	\$23,488,125.02	\$10,937.82	\$15,727,292.16
Special Revenue	18,036,096.11	3,283,726.64	3,139,252.30	10,904.13	18,191,474.58
Special Revenue - Grants	2,209,375.81	3,873,654.44	2,620,111.18	1,747.60	3,464,666.67
Enterprise Fund	2,718,157.44	212,565.33	145,128.61	1,362.97	2,786,957.13
Agency Funds	6,438,369.42	3,492,198.13	3,471,613.77	3,420.08	6,462,373.86
Agency Funds - Adult Prob.	3,573,872.03	401,858.20	1,126,440.16	1,350.17	2,850,640.24
Internal Service	2,322,381.63	1,955,934.79	2,337,394.94	946.66	1,941,868.14
Debt Service	3,852,705.70	153,095.47		1,358.05	4,007,159.22
Capital Projects	4,769,328.61	251,562.40	313,115.87	2,212.20	4,709,987.34
Total All Accounts	\$60,650,394.94	\$36,098,966.57	\$36,641,181.85	\$34,239.68	\$60,142,419.34

Cash Balances By Fund

For the Month Ended November 30, 2020

Fund	Beginning Balance	Receipts	Disbursements	Interest	Ending Balance
General Fund	\$15,727,292.16	\$28,966,856.26	\$32,003,695.75	\$12,719.88	\$12,703,172.55
Special Revenue	18,191,474.58	1,764,511.19	2,064,283.45	12,185.77	17,903,888.09
Special Revenue - Grants	3,464,666.67	4,204,314.27	5,107,656.77	1,704.89	2,563,029.06
Enterprise Fund	2,786,957.13	96,338.20	224,664.95	1,461.78	2,660,092.16
Agency Funds	6,462,373.86	3,636,784.43	5,211,112.99	1,543.19	4,889,588.49
Agency Funds - Adult Prob.	2,850,640.24	1,271,968.11	2,040,224.25	978.48	2,083,362.58
Internal Service	1,941,868.14	1,925,057.17	2,160,145.35	1,017.56	1,707,797.52
Debt Service	4,007,159.22	598,752.33		1,884.12	4,607,795.67
Capital Projects	4,709,987.34	500,000.00	1,048,835.43	2,298.79	4,163,450.70
Total All Accounts	\$60,142,419.34	\$42,964,581.96	\$49,860,618.94	\$35,794.46	\$53,282,176.82

Cash Balances By Fund

For the Month Ended December 31, 2020

Fund	Beginning Balance	Receipts	Disbursements	Interest	Ending Balance
General Fund	\$12,703,172.55	\$97,464,411.95	\$93,419,752.58	\$17,969.23	\$16,765,801.15
Special Revenue	17,903,888.09	1,753,796.17	3,289,458.25	12,127.04	16,380,353.05
Special Revenue - Grants	2,563,029.06	5,774,829.39	7,556,987.06	1,900.85	782,772.24
Enterprise Fund	2,660,092.16	99,402.06	294,979.49	1,438.63	2,465,953.36
Agency Funds	4,889,588.49	6,164,098.21	3,610,832.63	1,526.80	7,444,380.87
Agency Funds - Adult Prob.	2,083,362.58	2,877,304.44	1,648,454.80	1,667.54	3,313,879.76
Internal Service	1,707,797.52	2,862,045.67	2,792,349.21	615.58	1,778,109.56
Debt Service	4,607,795.67	7,126,958.43	9,912,150.00	355.24	1,822,959.34
Capital Projects	4,163,450.70	700,000.00	1,202,134.39	2,257.59	3,663,573.90
Total All Accounts	\$53,282,176.82	\$124,822,846.32	\$123,727,098.41	\$39,858.50	\$54,417,783.23

Cash Balances By Fund

For the Month Ended January 31, 2021

Fund	Beginning Balance	Receipts	Disbursements	Interest	Ending Balance
General Fund	\$16,765,801.15	\$76,761,006.75	\$70,619,263.33	\$17,311.92	\$22,924,856.49
Special Revenue	16,380,353.05	2,658,043.86	2,036,126.82	10,507.80	17,012,777.89
Special Revenue - Grants	782,772.24	7,910,005.22	5,007,951.47	1,240.52	3,686,066.51
Enterprise Fund	2,465,953.36	142,705.41	115,990.19	1,099.25	2,493,767.83
Agency Funds	7,444,380.87	3,660,852.67	4,326,999.98	1,457.60	6,779,691.16
Agency Funds - Adult Prob.	3,313,879.76	540,241.58	1,084,574.60	1,661.88	2,771,208.62
Internal Service	1,778,109.56	2,368,338.36	2,625,567.66	487.75	1,521,368.01
Debt Service	1,822,959.34	5,599,936.33	5,438,800.00	871.64	1,984,967.31
Capital Projects	3,663,573.90	5,327,216.00	845,507.00	2,013.23	8,147,296.13
Total All Accounts	\$54,417,783.23	\$104,968,346.18	\$92,100,781.05	\$36,651.59	\$67,321,999.95

Cash Balances By Fund

For the Month Ended February 28, 2021

Fund	Beginning Balance	Receipts	Disbursements	Interest	Ending Balance
General Fund	\$22,937,246.49	\$60,950,603.29	\$66,454,894.61	\$15,591.60	\$17,448,546.77
Special Revenue	17,012,777.89	8,282,051.55	7,733,647.14	11,822.51	17,573,004.81
Special Revenue - Grants	3,686,066.51	11,487,047.28	9,205,967.51	1,860.75	5,969,007.03
Enterprise Fund	2,493,767.83	151,895.36	205,327.43	1,266.74	2,441,602.50
Agency Funds	6,931,048.78	3,506,479.33	3,609,824.41	1,560.72	6,829,264.42
Agency Funds - Adult Prob.	2,619,851.00	615,558.22	1,099,173.35	673.58	2,136,909.45
Internal Service	1,521,368.01	2,052,704.47	2,101,896.53	414.71	1,472,590.66
Debt Service	1,984,967.31	20,246,577.64	21,612,667.87	311.22	619,188.30
Capital Projects	8,134,906.13	364,000.83	765,956.02	1,937.18	7,734,888.12
Total All Accounts	\$67,321,999.95	\$107,656,917.97	\$112,789,354.87	\$35,439.01	\$62,225,002.06

Cash Balances By Fund

For the Month Ended March 31, 2021

Fund	Beginning Balance	Receipts	Disbursements	Interest	Ending Balance
General Fund	\$17,448,546.77	\$33,899,071.55	\$38,183,282.93	\$15,135.09	\$13,179,470.48
Special Revenue	17,573,004.81	2,234,723.63	1,817,995.51	11,685.46	18,001,418.39
Special Revenue - Grants	5,969,007.03	2,571,264.80	3,949,482.51	1,822.90	4,592,612.22
Enterprise Fund	2,441,602.50	140,876.69	177,279.85	1,404.08	2,406,603.42
Agency Funds	6,677,906.80	3,728,805.21	3,638,207.88	(13,525.83)	6,754,978.30
Agency Funds - Adult Prob.	2,288,267.07	3,257,287.24	1,246,673.84	2,003.37	4,300,883.84
Internal Service	1,472,590.66	2,101,370.50	2,128,001.81	597.65	1,446,557.00
Debt Service	619,188.30	309,525.58	66,028.75	503.70	863,188.83
Capital Projects	7,734,888.12	8,648,116.96	5,565,628.34	5,975.24	10,823,351.98
Total All Accounts	\$62,225,002.06	\$56,891,042.16	\$56,772,581.42	\$25,601.66	\$62,369,064.46

Investment Pool Additions and Deletions by Fund For the Quarter Ended December 31, 2020

Fund	Balance As Of 9/30/2020	Deposits	Withdrawals	Interest	Balance As Of 12/31/2020
General Fund	\$84,272,040.10	\$61,250,000.00	\$27,500,000.00	\$34,912.57	\$118,056,952.67
Special Revenue	12,285,575.67	115,210.00	1,000,000.00	5,224.48	11,406,010.15
Special Revenue - Grants	23,153,901.61		5,200,000.00	9,680.38	17,963,581.99
Debt Service		9,912,150.00		483.50	9,912,633.50
Capital Projects	24,081,962.10		1,450,000.00	10,541.66	22,642,503.76
Total All Accounts	\$143,793,479.48	\$71,277,360.00	\$35,150,000.00	\$60,842.59	\$179,981,682.07

TexPool investments are considered to be cash equivalents and are maintained at market value.

Investment Pool Additions and Deletions by Fund For the Quarter Ended March 31, 2021

Fund	Balance As Of 12/31/2020	Deposits	Withdrawals	Interest	Balance As Of 3/31/2021
General Fund	\$118,056,952.67	\$88,053,000.00	\$24,750,000.00	\$42,156.39	\$181,402,109.06
Special Revenue	11,406,010.15		134,290.00	2,864.41	11,274,584.56
Special Revenue - Grants	17,963,581.99	490,790.00	8,471,710.00	3,672.38	9,986,334.37
Debt Service	9,912,633.50	10,187,800.00	16,096,014.00	2,290.35	4,006,709.85
Capital Projects	22,642,503.76		1,350,000.00	5,573.95	21,298,077.71
Total All Accounts	\$179,981,682.07	\$98,731,590.00	\$50,802,014.00	\$56,557.48	\$227,967,815.55

TexPool investments are considered to be cash equivalents and are maintained at market value.

Investment Pool Additions and Deletions by Fund For the Month Ended October 31, 2020

Fund	Balance As Of 9/30/2020	Deposits	Withdrawals	Interest	Balance As Of 10/31/2020
General Fund	\$84,272,040.10		\$11,000,000.00	\$15,313.89	\$73,287,353.99
Special Revenue	12,285,575.67		1,000,000.00	2,344.82	11,287,920.49
Special Revenue - Grants	23,153,901.61		450,000.00	4,433.32	22,708,334.93
Capital Projects	24,081,962.10		250,000.00	4,641.37	23,836,603.47
Total All Accounts	\$143,793,479.48		\$12,700,000.00	\$26,733.40	\$131,120,212.88

TexPool investments are considered to be cash equivalents and are maintained at market value.

Investment Pool Additions and Deletions by Fund For the Month Ended November 30, 2020

Fund	Balance As Of 10/31/2020	Deposits	Withdrawals	Interest	Balance As Of 11/30/2020
General Fund	\$73,287,353.99	\$8,250,000.00	\$12,500,000.00	\$9,357.74	\$69,046,711.73
Special Revenue	11,287,920.49			1,507.94	11,289,428.43
Special Revenue - Grants	22,708,334.93		1,450,000.00	2,893.11	21,261,228.04
Capital Projects	23,836,603.47		500,000.00	3,131.15	23,339,734.62
Total All Accounts	\$131,120,212.88	\$8,250,000.00	\$14,450,000.00	\$16,889.94	\$124,937,102.82

TexPool investments are considered to be cash equivalents and are maintained at market value.

Investment Pool Additions and Deletions by Fund For the Month Ended December 31, 2020

Fund	Balance As Of 11/30/2020	Deposits	Withdrawals	Interest	Balance As Of 12/31/2020
General Fund	\$69,046,711.73	\$53,000,000.00	\$4,000,000.00	\$10,240.94	\$118,056,952.67
Special Revenue	11,289,428.43	115,210.00		1,371.72	11,406,010.15
Special Revenue - Grants	21,261,228.04		3,300,000.00	2,353.95	17,963,581.99
Debt Service		9,912,150.00		483.50	9,912,633.50
Capital Projects	23,339,734.62		700,000.00	2,769.14	22,642,503.76
Total All Accounts	\$124,937,102.82	\$63,027,360.00	\$8,000,000.00	\$17,219.25	\$179,981,682.07

TexPool investments are considered to be cash equivalents and are maintained at market value.

Investment Pool Additions and Deletions by Fund For the Month Ended January 31, 2021

Fund	Balance As Of 12/31/2020	Deposits	Withdrawals	Interest	Balance As Of 1/31/2021
General Fund	\$118,056,952.67	\$42,068,710.00	\$5,000,000.00	\$13,842.02	\$155,139,504.69
Special Revenue	11,290,800.15			1,143.44	11,291,943.59
Special Revenue - Grants	18,078,791.99	490,790.00	1,971,710.00	1,720.84	16,599,592.83
Debt Service	9,912,633.50	5,438,800.00	323,000.00	1,286.96	15,029,720.46
Capital Projects	22,642,503.76		500,000.00	2,266.78	22,144,770.54
Total All Accounts	\$179,981,682.07	\$47,998,300.00	\$7,794,710.00	\$20,260.04	\$220,205,532.11

TexPool investments are considered to be cash equivalents and are maintained at market value.

Investment Pool Additions and Deletions by Fund For the Month Ended February 28, 2021

Fund	Balance As Of 1/31/2021	Deposits	Withdrawals	Interest	Balance As Of 2/29/2021
General Fund	\$155,139,504.69	\$41,984,290.00		\$13,948.92	\$197,137,743.61
Special Revenue	11,426,233.59		\$134,290.00	842.75	11,292,786.34
Special Revenue - Grants	16,465,302.83		6,500,000.00	1,157.03	9,966,459.86
Debt Service	15,029,720.46	4,749,000.00	15,722,814.00	690.59	4,056,597.05
Capital Projects	22,144,770.54		350,000.00	1,635.26	21,796,405.80
Total All Accounts	\$220,205,532.11	\$46,733,290.00	\$22,707,104.00	\$18,274.55	\$244,249,992.66

TexPool investments are considered to be cash equivalents and are maintained at market value.

Investment Pool Additions and Deletions by Fund For the Month Ended March 31, 2021

Fund	Balance As Of 2/29/2021	Deposits	Withdrawals	Interest	Balance As Of 3/31/2021
General Fund	\$197,137,743.61	\$4,000,000.00	\$19,750,000.00	\$14,365.45	\$181,402,109.06
Special Revenue	11,292,786.34			878.22	11,293,664.56
Special Revenue - Grants	9,966,459.86			794.51	9,967,254.37
Debt Service	4,056,597.05		50,200.00	312.80	4,006,709.85
Capital Projects	21,796,405.80		500,000.00	1,671.91	21,298,077.71
Total All Accounts	\$244,249,992.66	\$4,000,000.00	\$20,300,200.00	\$18,022.89	\$227,967,815.55

TexPool investments are considered to be cash equivalents and are maintained at market value.

Investment Pool Additions and Deletions by Account For the Month Ended October 31, 2020

Account	Balance As Of 9/30/2020	Deposits	Withdrawals	Interest	Balance As Of 10/31/2020
Texpool Prime-General Fund	\$82,455,695.06		\$11,000,000.00	\$15,108.03	\$71,470,803.09
Texpool Prime-Road & Bridges	6,836,026.09		1,000,000.00	1,289.09	5,837,315.18
Texpool Prime-Project Care Electric	5,449,549.58			1,055.73	5,450,605.31
Texpool Prime-COVID 19 Relief Fund	23,153,901.61		450,000.00	4,433.32	22,708,334.93
Texpool Prime-CP-Co. Capital Improvement	8,023,585.59		250,000.00	1,530.41	7,775,116.00
Texpool Prime-CP Capital Project 2012	16,058,376.51			3,110.96	16,061,487.47
Texpool-General Fund	1,816,345.04			205.86	1,816,550.90
Total For Consolidated Account	\$143,793,479.48		\$12,700,000.00	\$26,733.40	\$131,120,212.88
Total All Accounts	\$143,793,479.48		\$12,700,000.00	\$26,733.40	\$131,120,212.88

TexPool investments are considered to be cash equivalents and are maintained at market value.

Investment Pool Additions and Deletions by Account For the Month Ended November 30, 2020

Account	Balance As Of 10/31/2020	Deposits	Withdrawals	Interest	Balance As Of 11/30/2020
Texpool Prime-General Fund	\$71,470,803.09	\$8,250,000.00	\$12,500,000.00	\$9,173.92	\$67,229,977.01
Texpool Prime-Road & Bridges	5,837,315.18			779.80	5,838,094.98
Texpool Prime-Project Care Electric	5,450,605.31			728.14	5,451,333.45
Texpool Prime-COVID 19 Relief Fund	22,708,334.93		1,450,000.00	2,893.11	21,261,228.04
Texpool Prime-CP-Co. Capital Improvement	7,775,116.00		500,000.00	985.52	7,276,101.52
Texpool Prime-CP Capital Project 2012	16,061,487.47			2,145.63	16,063,633.10
Texpool-General Fund	1,816,550.90			183.82	1,816,734.72
Total For Consolidated Account	\$131,120,212.88	\$8,250,000.00	\$14,450,000.00	\$16,889.94	\$124,937,102.82
Total All Accounts	\$131,120,212.88	\$8,250,000.00	\$14,450,000.00	\$16,889.94	\$124,937,102.82

TexPool investments are considered to be cash equivalents and are maintained at market value.

Investment Pool Additions and Deletions by Account For the Month Ended December 31, 2020

Account	Balance As Of 11/30/2020	Deposits	Withdrawals	Interest	Balance As Of 12/31/2020
Texpool Prime-General Fund	\$67,229,977.01	\$53,000,000.00	\$4,000,000.00	\$10,100.69	\$116,240,077.70
Texpool Prime-Road & Bridges	5,838,094.98			709.36	5,838,804.34
Texpool Prime-Project Care Electric	5,451,333.45			662.36	5,451,995.81
Texpool Prime-COVID 19 Relief Fund	21,261,228.04		3,300,000.00	2,353.95	17,963,581.99
Texpool Prime-Transportation Fee Fund		115,210.00			115,210.00
Texpool Prime-CP-Co. Capital Improvement	7,276,101.52		700,000.00	817.33	6,576,918.85
Texpool Prime-CP Capital Project 2012	16,063,633.10			1,951.81	16,065,584.91
Texpool Prime-D.S. Cert. Of Oblig-2001		1,054,600.00		47.70	1,054,647.70
Texpool Prime-G.O. Refund Bonds, Series 2011		53,700.00		2.41	53,702.41
Texpool Prime-Certificates Of Oblig. Series 2012		1,504,500.00		68.05	1,504,568.05
Texpool Prime-G.O. Refund Bonds, Series 2015		329,100.00		14.92	329,114.92
Texpool Prime-G.O. Refund Bonds, Taxable 2015A		374,400.00		16.94	374,416.94
Texpool Prime-G.O. Refund Bonds, Series 2016A		3,482,700.00		196.81	3,482,896.81
Texpool Prime-G.O. Refund Bonds, Taxable 2016B		1,649,000.00		74.63	1,649,074.63
Texpool Prime-D.S. Cert. Of Oblig-2016C		133,900.00		6.09	133,906.09
Texpool Prime-Tax Cert. Of Oblig, Series 2016D		50,000.00		2.26	50,002.26
Texpool Prime-G.O. Refunding Bonds Series 2017		1,067,800.00		48.46	1,067,848.46
Texpool Prime-D.S. Cert. Of Oblig-2017		52,750.00		2.85	52,752.85
Texpool Prime-D.S. SIB Loan 2017		159,700.00		2.38	159,702.38
Texpool-General Fund	1,816,734.72			140.25	1,816,874.97
Total For Consolidated Account	\$124,937,102.82	\$63,027,360.00	\$8,000,000.00	\$17,219.25	\$179,981,682.07
Total All Accounts	\$124,937,102.82	\$63,027,360.00	\$8,000,000.00	\$17,219.25	\$179,981,682.07

TexPool investments are considered to be cash equivalents and are maintained at market value.

Investment Pool Additions and Deletions by Account For the Month Ended January 31, 2021

Account	Balance As Of 12/31/2020	Deposits	Withdrawals	Interest	Balance As Of 1/31/2021
Texpool Prime-General Fund	\$116,240,077.70	\$42,068,710.00	\$5,000,000.00	\$13,719.74	\$153,322,507.44
Texpool Prime-Road & Bridges	5,838,804.34			591.31	5,839,395.65
Texpool Prime-Project Care Electric	5,451,995.81			552.13	5,452,547.94
Texpool Prime-COVID 19 Relief Fund	17,963,581.99		1,500,000.00	1,720.84	16,465,302.83
Texpool Prime-Transportation Fee Fund	115,210.00	490,790.00	471,710.00		134,290.00
Texpool Prime-CP-Co. Capital Improvement	6,576,918.85		500,000.00	639.79	6,077,558.64
Texpool Prime-CP Capital Project 2012	16,065,584.91			1,626.99	16,067,211.90
Texpool Prime-D.S. Cert. Of Oblig-2001	1,054,647.70	548,200.00		141.00	1,602,988.70
Texpool Prime-G.O. Refund Bonds, Series 2011	53,702.41	28,000.00		7.18	81,709.59
Texpool Prime-Certificates Of Oblig. Series 2012	1,504,568.05	782,500.00		201.18	2,287,269.23
Texpool Prime-G.O. Refund Bonds, Series 2015	329,114.92	169,100.00		43.91	498,258.83
Texpool Prime-G.O. Refund Bonds, Taxable 2015A	374,416.94	193,900.00		50.03	568,366.97
Texpool Prime-G.O. Refund Bonds, Series 2016A	3,482,896.81	2,120,900.00	323,000.00	428.71	5,281,225.52
Texpool Prime-G.O. Refund Bonds, Taxable 2016B	1,649,074.63	856,300.00		220.42	2,505,595.05
Texpool Prime-D.S. Cert. Of Oblig-2016C	133,906.09	67,400.00		17.80	201,323.89
Texpool Prime-Tax Cert. Of Oblig. Series 2016D	50,002.26	24,800.00		6.64	74,808.90
Texpool Prime-G.O. Refunding Bonds Series 2017	1,067,848.46	550,500.00		142.48	1,618,490.94
Texpool Prime-D.S. Cert. Of Oblig-2017	52,752.85	11,600.00		6.10	64,358.95
Texpool Prime-D.S. SIB Loan 2017	159,702.38	85,600.00		21.51	245,323.89
Texpool-General Fund	1,816,874.97			122.28	1,816,997.25
Total For Consolidated Account	\$179,981,682.07	\$47,998,300.00	\$7,794,710.00	\$20,260.04	\$220,205,532.11
Total All Accounts	\$179,981,682.07	\$47,998,300.00	\$7,794,710.00	\$20,260.04	\$220,205,532.11

TexPool investments are considered to be cash equivalents and are maintained at market value.

Investment Pool Additions and Deletions by Account For the Month Ended February 28, 2021

Account	Balance As Of 1/31/2021	Deposits	Withdrawals	Interest	Balance As Of 2/2/2021
Texpool Prime-General Fund	\$153,322,507.44	\$41,984,290.00		\$13,888.89	\$195,320,686.33
Texpool Prime-Road & Bridges	5,839,395.65			435.81	5,839,831.46
Texpool Prime-Project Care Electric	5,452,547.94			406.94	5,452,954.88
Texpool Prime-COVID 19 Relief Fund	16,465,302.83		\$6,500,000.00	1,157.03	9,966,459.86
Texpool Prime-Transportation Fee Fund	134,290.00		134,290.00		
Texpool Prime-CP-Co. Capital Improvement	6,077,558.64		350,000.00		5,727,994.75
Texpool Prime-CP Capital Project 2012	16,067,211.90			1,199.15	16,068,411.05
Texpool Prime-D.S. Cert. Of Oblig-2001	1,602,988.70	667,000.00	2,269,800.00	56.16	244.86
Texpool Prime-G.O. Refund Bonds, Series 2011	81,709.59	34,000.00	115,700.00	2.85	12.44
Texpool Prime-Certificates Of Oblig. Series 2012	2,287,269.23	953,000.00	3,240,000.00	80.17	349.40
Texpool Prime-G.O. Refund Bonds, Series 2015	498,258.83	207,000.00	366,045.00	33.53	339,247.36
Texpool Prime-G.O. Refund Bonds, Taxable 2015A	568,366.97	237,000.00	755,408.00	22.29	49,981.26
Texpool Prime-G.O. Refund Bonds, Series 2016A	5,281,225.52	704,000.00	4,390,379.00	232.67	1,595,079.19
Texpool Prime-G.O. Refund Bonds, Taxable 2016B	2,505,595.05	1,043,000.00	3,367,299.00	96.39	181,392.44
Texpool Prime-D.S. Cert. Of Oblig-2016C	201,323.89	83,000.00		20.51	284,344.40
Texpool Prime-Tax Cert. Of Oblig. Series 2016D	74,808.90	31,000.00		7.64	105,816.54
Texpool Prime-G.O. Refunding Bonds Series 2017	1,618,490.94	670,000.00	1,188,193.00	108.77	1,100,406.71
Texpool Prime-D.S. Cert. Of Oblig-2017	64,358.95	16,000.00		5.86	80,364.81
Texpool Prime-D.S. SIB Loan 2017	245,323.89	104,000.00	29,990.00	23.75	319,357.64
Texpool-General Fund	1,816,997.25			60.03	1,817,057.28
Total For Consolidated Account	\$220,205,532.11	\$46,733,290.00	\$22,707,104.00	\$18,274.55	\$244,249,992.66
Total All Accounts	\$220,205,532.11	\$46,733,290.00	\$22,707,104.00	\$18,274.55	\$244,249,992.66

TexPool investments are considered to be cash equivalents and are maintained at market value.

Investment Pool Additions and Deletions by Account For the Month Ended March 31, 2021

Account	Balance As Of 2/28/2021	Deposits	Withdrawals	Interest	Balance As Of 3/31/2021
Texpool Prime-General Fund	\$195,320,686.33		\$19,750,000.00	\$14,299.89	\$175,584,986.22
Texpool Prime-Road & Bridges	5,839,831.46			454.15	5,840,285.61
Texpool Prime-Project Care Electric	5,452,954.88			424.07	5,453,378.95
Texpool Prime-COVID 19 Relief Fund	9,966,459.86			794.51	9,967,254.37
Texpool Prime-CP-Co. Capital Improvement	5,727,994.75			445.46	5,728,440.21
Texpool Prime-CP Capital Project 2012	16,068,411.05		500,000.00	1,226.45	15,569,637.50
Texpool Prime-D.S. Cert. Of Oblig-2001	244.86			0.02	244.88
Texpool Prime-G.O. Refund Bonds, Series 2011	12.44				12.44
Texpool Prime-Certificates Of Oblig Series 2012	349.40			0.01	349.41
Texpool Prime-G.O. Refund Bonds, Series 2015	339,247.36			26.38	339,273.74
Texpool Prime-G.O. Refund Bonds, Taxable 2015A	49,981.26			3.89	49,985.15
Texpool Prime-G.O. Refund Bonds, Series 2016A	1,595,079.19			124.05	1,595,203.24
Texpool Prime-G.O. Refund Bonds, Taxable 2016B	181,392.44			14.11	181,406.55
Texpool Prime-D.S. Cert. Of Oblig-2016C	284,344.40			22.11	284,366.51
Texpool Prime-Tax Cert. Of Oblig Series 2016D	105,816.54		50,200.00	5.56	55,622.10
Texpool Prime-G.O. Refunding Bonds Series 2017	1,100,406.71			85.58	1,100,492.29
Texpool Prime-D.S. Cert. Of Oblig-2017	80,364.81			6.25	80,371.06
Texpool Prime-D.S. SIB Loan 2017	319,357.64			24.84	319,382.48
Texpool-General Fund	1,817,057.28	4,000,000.00		65.56	5,817,122.84
Total For Consolidated Account	\$244,249,992.66	\$4,000,000.00	\$20,300,200.00	\$18,022.89	\$227,967,815.55
Total All Accounts	\$244,249,992.66	\$4,000,000.00	\$20,300,200.00	\$18,022.89	\$227,967,815.55

TexPool investments are considered to be cash equivalents and are maintained at market value.