



Funds and Fees of Office Report For Fiscal Year Ended September 30, 2018



Edward A. Dion, CPA | County Auditor
County Administrative Offices | 800 East Overland, Room 406 | El Paso, Texas 79901
(915) 546-2040 | (915) 546-8172 Fax
EDion@epcounty.com

EL PASO COUNTY, TEXAS
Funds and Fees of Offices Report
For the Fiscal Year Ended September 30, 2018

TABLE OF CONTENTS

	<u>Page No.</u>
Letter of Transmittal.....	1
Funds and Fees Collections - Comparative Summary.....	3
Total Funds and Fees Collections.....	4
34 th District Court.....	5
41 st District Court.....	6
65 th District Court.....	7
120 th District Court.....	8
168 th District Court.....	9
171 st District Court.....	10
205 th District Court.....	11
210 th District Court.....	12
243 rd District Court.....	13
327 th District Court.....	14
346 th District Court.....	15
346 th Veterans Treatment Court.....	16
383 rd District Court.....	17
384 th District Court.....	18
388 th District Court.....	19
409 th District Court.....	20
448 th District Court.....	21
Criminal District Court No. 1.....	22

EL PASO COUNTY, TEXAS
Funds and Fees of Offices Report
For the Fiscal Year Ended September 30, 2018

TABLE OF CONTENTS

	<u>Page No.</u>
County Court at Law No. 1	28
County Court at Law No. 2	29
County Court at Law No. 3	30
County Court at Law No. 4	31
County Court at Law No. 5	32
County Court at Law No. 6	33
County Court at Law No. 7	34
County Criminal Court No. 1	37
County Criminal Court No. 2	38
County Criminal Court No. 3	39
County Criminal Court No. 4	40
Jury Duty Court	42
Probate Court 1	44
Probate Court 2	45
County Mental Health Court No. 1	47
County Mental Health Court No. 2	48
County Attorney	50
County Clerk	53
County Clerk – Miscellaneous Fees	57
Financial Recovery Division	59

EL PASO COUNTY, TEXAS
Funds and Fees of Offices Report
For the Fiscal Year Ended September 30, 2018

TABLE OF CONTENTS

	<u>Page No</u>
County Sheriff	62
County Tax Assessor-Collector	65
District Clerk	70
District Clerk-Miscellaneous Fees	73
Domestic Relations Office	75
El Paso County Community Supervision and Corrections Department (EPC CSCD)	77
Constables-All Precincts	80
Justice of the Peace All Precincts	83
Justice of the Peace - Precinct No. 1	86
Justice of the Peace - Precinct No. 2	87
Justice of the Peace-Precinct No. 3	88
Justice of the Peace - Precinct No. 4	89
Justice of the Peace - Precinct No. 5	90
Justice of the Peace - Precinct No. 6-1	91
Justice of the Peace - Precinct No. 6-2	92
Justice of the Peace - Precinct No. 7	93





COUNTY OF EL PASO
OFFICE OF THE COUNTY AUDITOR

EDWARD A. DION, CPA
COUNTY AUDITOR
edion@epcounty.com
www.epcounty.com/auditor

County Administrative Offices
800 East Overland Street, Rm. 406
EL PASO, TEXAS 79901-2407
(915) 546-2040
(915) 546-8172 FAX

04-01

April 3, 2019

The Honorable District Judges, County Court at Law Judges, County Probate Judges,
County Judge and Commissioners Court Members

Dear Honorable Judges and Commissioners Court Members:

The Funds and Fees of Offices Report for the County of El Paso for the fiscal year ended September 30, 2018, is submitted herewith. This report is required by *Texas Local Government Code*, §114.025. We believe the information contained within this report represents all of the financial activity on a cash basis of accounting for various County offices and is reliable in all material aspects.

This report is intended to provide a thorough overview of the various funds and fees collected by the County during the fiscal year ended September 30, 2018. The following pages detail total collections by department and assessments by court.

Overall there was an average increase of 1.53% in collections throughout the various County departments compared to previous year's collections. A majority of the collecting departments showed favorable increases in collections. Increases and decreases greater than \$100,000 are as follows:

- | | |
|---|----------------------|
| • County Tax Assessor – Collector | \$6,940,084 increase |
| • County Sheriff | \$515,822 increase |
| • County Clerk (Regular) | \$135,968 increase |
| • Domestic Relations Office | \$106,646 increase |
| • 327 th District Court | \$102,243 increase |
| • Financial Recovery Division (FRD) | \$461,820 decrease |
| • 383 rd District Court | \$292,243 decrease |
| • Justice of the Peace, Precinct No.7 (JP7) | \$200,006 decrease |
| • County Court at Law No. 1 | \$189,457 decrease |
| • Justice of the Peace, Precinct No.6-1 (JP6-1) | \$173,175 decrease |
| • Justice of the Peace, Precinct No.2 | \$130,258 decrease |

The increase in County Tax Assessor collections is attributable to a 2% increase in property tax collections. The increase in Sheriff collections is due to an increase in the federal inmate population. The increase in County Clerk collections is due in part to an 11% increase in clerk fee collections and a 12% increase in licenses and permit collections. The increase in the Domestic Relations Office is attributed to a significant increase in cases filed from FY17 to FY18. The increase in the 327th District Court is due to a 30% increase of civil cases assigned.

The decrease in collections for FRD is attributed to a decrease in county court assessments. Although FRD collects for many areas of the County, only collections made on behalf of the county courts are included as FRD collections in this report. The decrease in collections for the 383rd District Court is also attributed to a decrease in assessments. The decrease in collections for JP7 is attributed to a 10% decrease in cases filed and a decrease of 17% for cases adjudicated. The decrease in collections for County Court at Law No. 1 is attributed to an 11% decrease in civil cases assigned and a decrease in cases adjudicated. The decrease in collections for JP6-1 is attributed to the decrease of the collection rate (increased length of payment plans). The decrease in collections for JP2 is attributed to a 27% decrease in criminal case filings.

My sincere thanks go to the County officials and employees who contributed support and leadership in conducting the financial affairs of the County in a responsible and professional manner.

Very truly yours,



Edward A. Dion, CPA
County Auditor

EAD:RG:ya

County of El Paso, Texas
Funds and Fees Collections - Comparative Summary
Fiscal Years 2014 Through 2018

Department	2018	2017	Difference	% Increase/ Decrease	2016	2015	2014
34th District Court	\$198,776	\$220,598	(\$21,822)	-9.89%	\$155,952	\$174,837	\$156,839
41st District Court	205,985	250,704	(44,719)	-17.84%	249,582	229,095	193,652
65th District Court	87,243	76,866	10,377	13.50%	171,950	553,636	504,748
120th District Court	229,793	191,395	38,398	20.06%	211,360	177,216	225,160
168th District Court	198,681	219,822	(21,141)	-9.62%	192,672	207,271	162,794
171st District Court	2 11,371	212,387	(1,016)	-0.48%	234,116	204,572	169,886
205th District Court	175,523	153,003	22,520	14.72%	199,929	137,059	120,783
210th District Court	176,557	170,495	6,062	3.56%	208,330	181,316	159,764
243rd District Court	137,238	115,762	21,476	18.55%	124,989	126,757	176,988
327th District Court	435,969	333,726	102,243	30.64%	337,057	325,049	265,850
346th District Court	206,059	212,471	(6,412)	-3.02%	199,054	215,232	187,666
346th Veterans Treatment Court	25,514	18,347	7,167	39.06%	8,881		
383rd District Court	1,167,632	1,459,875	(292,243)	-20.02%	1,218,224	1,247,962	1,135,647
384th District Court	173,597	200,048	(26,451)	-13.22%	185,947	159,857	130,784
388th District Court	804,324	803,255	1,069	0.13%	813,677	511,182	460,291
409th District Court	224,446	194,775	29,671	15.23%	208,643	175,266	222,962
448th District Court	137,491	130,627	6,864	5.25%	133,109	128,100	88,210
Criminal District Court No. 1	347,379	287,118	60,261	20.99%	344,720	429,562	324,514
County Court at Law No. 1	330,493	519,950	(189,457)	-36.44%	544,873	461,119	371,065
County Court at Law No. 2	264,412	294,450	(30,038)	-10.20%	339,214	408,295	399,835
County Court at Law No. 3	151,621	154,259	(2,638)	-1.71%	164,611	154,805	147,306
County Court at Law No. 4	231,226	308,539	(77,313)	-25.06%	317,834	314,605	333,707
County Court at Law No. 5	293,324	316,820	(23,496)	-7.42%	368,754	335,962	282,767
County Court at Law No. 6	276,364	181,193	95,171	52.52%	189,676	168,353	161,045
County Court at Law No. 7	368,051	390,735	(22,684)	-5.81%	400,077	452,045	334,491
County Criminal Court No. 1	185,450	253,883	(68,433)	-26.95%	286,412	225,971	165,997
County Criminal Court No. 2	295,225	292,227	2,998	1.03%	359,406	371,903	349,157
County Criminal Court No. 3	246,801	255,461	(8,660)	-3.39%	312,697	326,154	342,180
County Criminal Court No. 4	208,927	264,396	(55,469)	-20.98%	254,384	251,395	219,775
Jury Duty Court	272,521	227,872	44,649	19.59%	399,650	469,043	550,213
Probate Court No. 1	373,820	349,097	24,723	7.08%	385,593	362,597	345,827
Probate Court No. 2	369,754	341,949	27,805	8.13%	386,870	355,641	358,967
County Mental Health Court No. 1	71,635	96,992	(25,357)	-26.14%	88,969	88,110	94,826
County Mental Health Court No. 2	57,752	47,362	10,390	21.94%	45,740	45,360	47,801
County Attorney	196,183	213,435	(17,252)	-8.08%	253,005	316,635	346,207
County Clerk	7,886,972	7,751,004	135,968	1.75%	7,607,070	7,195,614	6,180,227
County Clerk Miscellaneous Fees	62,437	66,519	(4,082)	-6.14%	59,183	62,412	54,335
Financial Recovery Division	2,369,827	2,831,647	(461,820)	-16.31%	3,139,500	3,441,911	3,035,233
County Sheriff	24,184,716	23,668,894	515,822	2.18%	23,156,787	16,506,906	15,480,614
County Tax Assessor-Collector	356,047,126	349,107,042	6,940,084	1.99%	346,412,089	334,802,695	311,468,476
District Clerk	5,883,359	5,826,611	56,748	0.97%	5,909,006	5,851,546	5,392,671
District Clerk Miscellaneous Fees	906,278	912,628	(6,350)	-0.70%	799,705	739,840	694,122
Domestic Relations Office	934,846	828,200	106,646	12.88%	881,792	958,493	922,353
El Paso County Community							
Supervision and Corrections (EPC CSCD)	3,899,765	3,926,174	(26,409)	-0.67%	4,010,549	4,477,206	4,685,901
Constables - All Precincts	1,452,281	1,490,563	(38,282)	-2.57%	1,315,460	1,181,085	1,165,413
Justice of the Peace, Precinct No. 1	465,065	464,740	325	0.07%	360,079	300,871	255,676
Justice of the Peace, Precinct No. 2	696,080	826,338	(130,258)	-15.76%	824,370	630,073	661,474
Justice of the Peace, Precinct No. 3	737,692	747,498	(9,806)	-1.31%	730,142	685,466	588,262
Justice of the Peace, Precinct No. 4	707,952	696,517	11,435	1.64%	644,991	575,394	751,024
Justice of the Peace, Precinct No. 5	675,932	636,674	39,258	6.17%	553,302	462,863	416,610
Justice of the Peace, Precinct No. 6-1	1,500,368	1,673,543	(173,175)	-10.35%	1,844,540	1,516,763	1,327,066
Justice of the Peace, Precinct No. 6-2	1,241,253	1,240,178	1,075	0.09%	1,359,581	1,199,698	1,205,958
Justice of the Peace, Precinct No. 7	840,246	1,040,252	(200,006)	-19.23%	865,876	899,097	913,025
	\$419,829,332	\$413,494,916	\$6,334,416	1.53%	\$410,769,979	\$391,779,895	\$364,736,144

Note: Summary amounts include collections made by other offices and funds remitted to the State.

County of El Paso, Texas
Funds and Fees Collections
Fiscal Year Ended September 30, 2018

Department	Collections on Assessments				
34th District Court	\$198,776				
41st District Court	205,985				
65th District Court	87,243				
120th District Court	229,793				
168th District Court	198,681				
171st District Court	211,371				
205th District Court	175,523				
210th District Court	176,557				
243rd District Court	137,238				
327th District Court	435,969				
346th District Court	206,059				
346th Veterans Treatment Court	25,514				
383rd District Court	1,167,632				
384th District Court	173,597				
388th District Court	804,324				
409th District Court	224,446				
448th District Court	137,491				
Criminal District Court No. 1	347,379				
County Court at Law No. 1	330,493				
County Court at Law No. 2	264,412				
County Court at Law No. 3	151,621				
County Court at Law No. 4	231,226				
County Court at Law No. 5	293,324				
County Court at Law No. 6	276,364				
County Court at Law No. 7	368,051				
County Criminal Court No. 1	185,450				
County Criminal Court No. 2	295,225				
County Criminal Court No. 3	246,801				
County Criminal Court No. 4	208,927				
Jury Duty Court	272,521				
Probate Court No. 1	373,820				
Probate Court No. 2	369,754				
County Mental Health Court No. 1	71,635				
County Mental Health Court No. 2	57,752				
District Clerk Miscellaneous Fees	906,278				
County Clerk Miscellaneous Fees	62,437				
Total collections on assessments	\$10,109,669	Court Costs	All Other	Interest	Total
		Collections	Collections	Earned	Collections
County Attorney(1)			\$161,599		\$161,599
County Clerk		\$1,553,192	6,333,780		7,886,972
Financial Recovery Division		2,365,004	4,823		2,369,827
County Sheriff			450,178	519	450,697
County Tax Assessor-Collector			356,039,898	7,228	356,047,126
District Clerk		5,868,685	14,674		5,883,359
Domestic Relations Office(2)			807,495		807,495
El Paso Community					
Supervision and Corrections(3)		322,788	3,576,977		3,899,765
Total collections by department		10,109,669			
Constables - All Precincts(4)		904,456	14,227		918,683
Justice of the Peace, Precinct No. 1 (5)		331,221			331,221
Justice of the Peace, Precinct No. 2 (5)		528,969			528,969
Justice of the Peace, Precinct No. 3 (5)		636,109			636,109
Justice of the Peace, Precinct No. 4 (5)		569,136			569,136
Justice of the Peace, Precinct No. 5 (5)		536,230			536,230
Justice of the Peace, Precinct No. 6-1 (5)		1,430,588			1,430,588
Justice of the Peace, Precinct No. 6-2 (5)		1,143,258			1,143,258
Justice of the Peace, Precinct No. 7 (5)		784,621			784,621
Total collections		\$16,974,257	\$367,403,561	\$7,747	\$384,385,655

Notes:

- (1) Summary totals exclude collections by other County offices for bond forfeitures.
- (2) Summary totals exclude collections by District Clerk.
- (3) Summary totals exclude collections for the Sheriff's Office.
- (4) Summary totals exclude collections for criminal collections other than constable fees.
- (5) Summary totals exclude constable fees.

County of El Paso, Texas
34th District Court
Judge William E. Moody
October 1, 2017 through September 30, 2018

Fines and Costs

Criminal Collections:

By Financial Recovery Division and
EPC CSCD:

	Fines	County Court Costs	State Court Costs	Totals
October	\$3,036	\$760	\$1,734	\$5,530
November	2,206	621	1,468	4,295
December	2,351	562	936	3,849
January	4,010	823	1,625	6,458
February	3,485	678	1,172	5,335
March	4,958	739	1,327	7,024
April	3,870	990	2,153	7,013
May	3,246	797	2,082	6,125
June	2,840	814	1,853	5,507
July	5,278	1,074	2,074	8,426
August	2,419	1,031	2,330	5,780
September	3,509	1,049	2,360	6,918
Total Criminal Collections	41,208	9,938	21,114	72,260

Civil Collections:

By District Clerk:

October	4,642	2,880	7,522
November	8,099	2,120	10,219
December	3,535	2,317	5,852
January	5,619	3,587	9,206
February	4,855	3,248	8,103
March	4,975	2,925	7,900
April	6,035	4,019	10,054
May	7,037	4,525	11,562
June	7,498	2,667	10,165
July	5,318	2,980	8,298
August	25,344	3,408	28,752
September	5,572	3,311	8,883
Total Civil Collections	88,529	37,987	126,516
Total Collections	\$41,208	\$98,467	\$59,101
	\$198,776		

County of El Paso, Texas
41st District Court
Judge Ana Perez
October 1, 2017 through September 30, 2018

Fines and Costs

Criminal Collections:

By Financial Recovery Division and
EPC CSCD:

	Fines	County Court Costs	State Court Costs	Totals
October	\$5,503	\$988	\$1,564	\$8,055
November	4,229	962	1,613	6,804
December	2,575	549	1,151	4,275
January	7,920	973	1,649	10,542
February	3,691	944	1,900	6,535
March	4,785	939	1,745	7,469
April	3,488	907	1,505	5,900
May	5,944	886	1,343	8,173
June	3,190	1,024	1,585	5,799
July	3,810	1,146	2,156	7,112
August	6,035	1,097	2,102	9,234
September	5,389	1,061	1,706	8,156
Total Criminal Collections	56,559	11,476	20,019	88,054

Civil Collections:

By District Clerk:

October		6,230	3,767	9,997
November		13,582	2,961	16,543
December		3,867	2,551	6,418
January		7,339	3,159	10,498
February		7,383	3,645	11,028
March		5,416	2,624	8,040
April	500	5,318	3,448	9,266
May		5,131	3,550	8,681
June		5,621	2,978	8,599
July		6,060	3,311	9,371
August		5,571	2,409	7,980
September		7,163	4,347	11,510
Total Civil Collections	500	78,681	38,750	117,931
Total Collections	\$57,059	\$90,157	\$58,769	\$205,985

County of El Paso, Texas
65th District Court
Judge Yahara Lisa Gutierrez
October 1, 2017 through September 30, 2018

Fines and Costs

Criminal Collections:

By Financial Recovery Division and
EPC CSCD:

	County Court Costs	State Court Costs	Totals
October			
November			
December			
January			
February			
March			
April			
May			
June			
July			
August			
September			
Total Criminal Collections			

Civil Collections:

By District Clerk:

October	\$5,213	\$1,811	\$7,024
November	5,331	2,948	8,279
December	5,438	1,904	7,342
January	4,054	2,049	6,103
February	5,731	2,113	7,844
March	3,768	1,815	5,583
April	5,950	2,627	8,577
May	5,335	2,020	7,355
June	4,632	2,168	6,800
July	6,110	2,501	8,611
August	4,932	2,205	7,137
September	4,739	1,849	6,588
Total Civil Collections	61,233	26,010	87,243
Total Collections	\$61,233	\$26,010	\$87,243

County of El Paso, Texas
120th District Court
Judge Maria Salas-Mendoza
October 1, 2017 through September 30, 2018

Fines and Costs

Criminal Collections:

<u>By Financial Recovery Division and EPC CSCD:</u>	County Court Fines	County Court Costs	State Court Costs	Totals
October	\$4,085	\$853	\$1,009	\$5,947
November	3,268	1,157	1,279	5,704
December	2,864	1,085	1,158	5,107
January	3,254	1,140	1,128	5,522
February	3,416	1,018	1,092	5,526
March	4,977	1,073	3,351	9,401
April	4,888	1,054	985	6,927
May	3,053	1,047	1,050	5,150
June	4,332	1,259	1,532	7,123
July	4,521	847	805	6,173
August	9,562	1,023	1,195	11,780
September	7,622	1,262	1,723	10,607
Total Criminal Collections	55,842	12,818	16,307	84,967

Civil Collections:

<u>By District Clerk:</u>				
October		7,533	3,037	10,570
November		12,302	3,090	15,392
December		3,650	2,556	6,206
January		3,970	2,641	6,611
February		4,907	3,109	8,016
March		5,124	3,535	8,659
April		16,458	3,772	20,230
May		5,070	3,072	8,142
June		7,599	3,899	11,498
July		25,159	3,307	28,466
August		6,009	3,818	9,827
September		7,081	4,128	11,209
Total Civil Collections		104,862	39,964	144,826
Total Collections	\$55,842	\$117,680	\$56,271	\$229,793

County of El Paso, Texas
168th District Court
Judge Marcos Lizarraga
October 1, 2017 through September 30, 2018

Fines and Costs

Criminal Collections:

By Financial Recovery Division and
EPC CSCD:

	Fines	County Court Costs	State Court Costs	Totals
October	\$6,234	\$1,593	\$1,656	\$9,483
November	3,289	937	1,078	5,304
December	3,100	892	1,151	5,143
January	5,183	1,052	1,059	7,294
February	8,850	1,595	1,698	12,143
March	5,115	1,625	1,956	8,696
April	4,883	1,621	1,943	8,447
May	2,926	874	1,041	4,841
June	3,953	1,208	1,501	6,662
July	2,650	1,372	1,619	5,641
August	3,337	1,635	1,771	6,743
September	3,072	1,266	1,436	5,774
Total Criminal Collections	52,592	15,670	17,909	86,171

Civil Collections:

By District Clerk:

October	6,913	3,636	10,549
November	5,614	3,030	8,644
December	4,837	2,641	7,478
January	14,985	3,936	18,921
February	4,321	2,977	7,298
March	3,737	2,071	5,808
April	6,902	4,290	11,192
May	5,066	3,680	8,746
June	7,819	3,389	11,208
July	4,762	2,168	6,930
August	4,466	3,010	7,476
September	4,677	3,583	8,260
Total Civil Collections	74,099	38,411	112,510
Total Collections	\$52,592	\$89,769	\$56,320
	\$198,681		

County of El Paso, Texas
171st District Court
Judge Bonnie Rangel
October 1, 2017 through September 30, 2018

Fines and Costs

Criminal Collections:

<u>By Financial Recovery Division and EPC CSCD:</u>	Fines	County Court Costs	State Court Costs	Totals
October	\$5,968	\$1,236	\$1,417	\$8,621
November	3,379	1,391	1,468	6,238
December	4,411	1,450	1,757	7,618
January	4,191	1,332	1,418	6,941
February	5,703	1,554	1,858	9,115
March	6,608	1,532	2,014	10,154
April	6,212	1,391	1,425	9,028
May	6,861	1,850	2,071	10,782
June	3,077	994	1,398	5,469
July	4,372	1,699	1,742	7,813
August	4,243	1,981	1,917	8,141
September	6,234	1,450	1,739	9,423
 Total Criminal Collections	 61,259	 17,860	 20,224	 99,343

Civil Collections:

By District Clerk:

October	5,010	2,733	7,743
November	4,545	2,743	7,288
December	5,328	3,294	8,622
January	4,347	2,444	6,791
February	4,870	2,714	7,584
March	5,368	2,494	7,862
April	5,566	3,635	9,201
May	20,840	3,159	23,999
June	5,982	3,676	9,658
July	4,127	2,130	6,257
August	4,643	2,930	7,573
September	5,429	4,021	9,450
 Total Civil Collections	 76,055	 35,973	 112,028
 Total Collections	 \$61,259	 \$93,915	 \$56,197
			 \$211,371

County of El Paso, Texas
 205th District Court
 Judge Francisco X. Dominguez
October 1, 2017 through September 30, 2018

Fines and Costs

Criminal Collections:

<u>By Financial Recovery Division and EPC CSCD:</u>	County Court Costs	State Court Costs	Totals	
October	\$3,170	\$1,102	\$1,453	\$5,725
November	2,765	855	1,191	4,811
December	2,569	543	537	3,649
January	3,368	809	968	5,145
February	4,138	749	728	5,615
March	6,696	908	1,307	8,911
April	3,838	979	1,796	6,613
May	4,809	588	675	6,072
June	2,884	927	994	4,805
July	3,234	787	1,041	5,062
August	3,884	1,042	1,318	6,244
September	1,741	902	1,054	3,697
 Total Criminal Collections	 43,096	 10,191	 13,062	 66,349

Civil Collections:

<u>By District Clerk:</u>				
October	4,014	2,449	6,463	
November	3,498	2,175	5,673	
December	3,367	1,981	5,348	
January	4,337	1,976	6,313	
February	32,478	2,960	35,438	
March	3,997	2,175	6,172	
April	3,354	2,220	5,574	
May	6,264	3,067	9,331	
June	4,504	2,759	7,263	
July	2,763	1,899	4,662	
August	6,955	2,556	9,511	
September	4,379	3,047	7,426	
 Total Civil Collections	 79,910	 29,264	 109,174	
 Total Collections	 \$43,096	 \$90,101	 \$42,326	 \$175,523

County of El Paso, Texas
210th District Court
Judge Gonzalo Garcia
October 1, 2017 through September 30, 2018

Fines and Costs

Criminal Collections:

<u>By Financial Recovery Division and EPC CSCD:</u>	County Court Costs	State Court Costs	Totals	
October	\$3,650	\$611	\$505	\$4,766
November	3,859	755	517	5,131
December	2,214	559	467	3,240
January	2,705	960	881	4,546
February	6,024	1,164	1,081	8,269
March	6,528	1,466	1,405	9,399
April	3,311	1,312	826	5,449
May	3,460	1,217	725	5,402
June	2,059	1,024	637	3,720
July	3,135	1,253	737	5,125
August	4,622	1,331	781	6,734
September	2,278	876	626	3,780
Total Criminal Collections	43,845	12,528	9,188	65,561

Civil Collections:

<u>By District Clerk:</u>				
October	8,445	3,097	11,542	
November	5,136	2,691	7,827	
December	3,158	1,976	5,134	
January	8,346	4,129	12,475	
February	4,764	2,738	7,502	
March	4,741	2,878	7,619	
April	9,621	3,857	13,478	
May	5,523	3,543	9,066	
June	7,043	3,223	10,266	
July	5,793	2,832	8,625	
August	4,692	2,913	7,605	
September	5,752	4,105	9,857	
Total Civil Collections	73,014	37,982	110,996	
Total Collections	\$43,845	\$85,542	\$47,170	\$176,557

County of El Paso, Texas
 243rd District Court
 Judge Luis Aguilar
October 1, 2017 through September 30, 2018

Fines and Costs

Criminal Collections:

<u>By Financial Recovery Division and EPC CSCD:</u>	County Court Costs	State Court Costs	Totals	
October	\$389	\$16	\$23	\$428
November	427	79	43	549
December	264	14	10	288
January	597	20	17	634
February	255	(9)	2	248
March	361	58	94	513
April	812	16	21	849
May	208	8	33	249
June	365	(39)	5	331
July	381	18	5	404
August	469	13	37	519
September	686	60	5	751
Total Criminal Collections	5,214	254	295	5,763

Civil Collections:

<u>By District Clerk:</u>				
October	4,027	3,017	7,044	
November	5,852	3,444	9,296	
December	4,060	3,065	7,125	
January	4,287	3,017	7,304	
February	5,894	4,034	9,928	
March	6,250	3,286	9,536	
April	7,415	4,469	11,884	
May	6,537	3,420	9,957	
June	17,996	3,915	21,911	
July	5,287	2,942	8,229	
August	9,098	5,407	14,505	
September	9,334	5,422	14,756	
Total Civil Collections	86,037	45,438	131,475	
Total Collections	\$5,214	\$86,291	\$45,733	\$137,238

County of El Paso, Texas
327th District Court
Judge Linda Y. Chew
October 1, 2017 through September 30, 2018

Fines and Costs

Criminal Collections:

<u>By Financial Recovery Division and EPC CSCD:</u>	County Court Costs	State Court Costs	Totals	
	Fines			
October	\$196	\$9	\$24	\$229
November				
December			5	5
January	240	2	5	247
February	314	2	5	321
March				
April			25	25
May			4	4
June			5	5
July			5	5
August				
September			10	10
Total Criminal Collections	750	13	88	851

Civil Collections:

<u>By District Clerk:</u>				
October	22,748	11,475	34,223	
November	21,522	8,914	30,436	
December	13,144	7,274	20,418	
January	17,358	9,148	26,506	
February	17,081	8,655	25,736	
March	36,314	12,201	48,515	
April	16,198	10,100	26,298	
May	28,940	12,224	41,164	
June	18,746	7,391	26,137	
July	23,454	12,579	36,033	
August	51,423	28,388	79,811	
September	24,191	15,650	39,841	
Total Civil Collections	291,119	143,999	435,118	
Total Collections	\$750	\$291,132	\$144,087	\$435,969

County of El Paso, Texas
346th District Court
Judge Angie Juarez Barill
October 1, 2017 through September 30, 2018

Fines and Costs

Criminal Collections:

<u>By Financial Recovery Division and EPC CSCD:</u>	County Court Costs	State Court Costs	Totals	
October	\$6,103	\$1,030	\$1,713	\$8,846
November	4,102	717	1,128	5,947
December	4,008	981	1,534	6,523
January	7,038	1,070	2,003	10,111
February	5,668	1,666	3,116	10,450
March	7,600	1,230	1,984	10,814
April	4,392	1,353	2,096	7,841
May	4,207	1,729	3,658	9,594
June	5,973	1,249	1,828	9,050
July	2,707	977	1,698	5,382
August	3,519	1,006	2,317	6,842
September	4,988	926	2,219	8,133
 Total Criminal Collections	 60,305	 13,934	 25,294	 99,533

Civil Collections:

<u>By District Clerk:</u>				
October	4,107	2,629	6,736	
November	5,590	3,346	8,936	
December	4,707	2,698	7,405	
January	3,807	2,088	5,895	
February	5,460	3,104	8,564	
March	3,140	1,839	4,979	
April	6,006	3,907	9,913	
May	5,192	3,072	8,264	
June	5,212	3,098	8,310	
July	6,701	3,408	10,109	
August	13,874	3,179	17,053	
September	6,707	3,655	10,362	
 Total Civil Collections	 70,503	 36,023	 106,526	
 Total Collections	 \$60,305	 \$84,437	 \$61,317	 \$206,059

County of El Paso, Texas
346th Veterans Treatment Court
Judge Angie Barill
October 1, 2017 through September 30, 2018

Fines and Costs

Criminal Collections:

By Financial Recovery Division and
EPC CSCD:

	Fines	County Court Costs	State Court Costs	Totals
October	\$571	\$63	\$745	\$1,379
November	947	251	1,194	2,392
December	625	33	350	1,008
January	47	27	1,443	1,517
February	48	43	2,567	2,658
March	797	585	1,539	2,921
April	1,259	268	1,760	3,287
May	603	93	1,521	2,217
June	759	551	999	2,309
July	256	132	828	1,216
August	1,266	360	874	2,500
September	483	246	1,381	2,110
 Total Criminal Collections	 7,661	 2,652	 15,201	 25,514

Civil Collections:

By District Clerk:

October
 November
 December
 January
 February
 March
 April
 May
 June
 July
 August
 September

Total Civil Collections

Total Collections	\$7,661	\$2,652	\$15,201	\$25,514
-------------------	---------	---------	----------	----------

County of El Paso, Texas
383rd District Court
Judge Mike Herrera
October 1, 2017 through September 30, 2018

Fines and Costs

Criminal Collections:

By Financial Recovery Division and
EPC CSCD:

	County Court Costs	State Court Costs	Totals
October			
November			
December			
January			
February			
March			
April			
May			
June			
July			
August			
September			
<hr/>			
Total Criminal Collections			

Civil Collections:

By District Clerk:

October		\$87,798	\$22,946	\$110,744
November		48,652	23,696	72,348
December	\$200	110,710	20,122	131,032
January		57,230	25,923	83,153
February		110,121	22,844	132,965
March		54,102	26,276	80,378
April		66,218	22,292	88,510
May		84,831	18,382	103,213
June		75,228	18,965	94,193
July		69,877	18,522	88,399
August		70,693	19,797	90,490
September		72,090	20,117	92,207
<hr/>				
Total Civil Collections	200	907,550	259,882	1,167,632
<hr/>				
Total Collections	\$200	\$907,550	\$259,882	\$1,167,632

County of El Paso, Texas
384th District Court
Judge Patrick M. Garcia
October 1, 2017 through September 30, 2018

Fines and Costs

Criminal Collections:

<u>By Financial Recovery Division and EPC CSCD:</u>	County		State	Totals
	Fines	Court Costs	Court Costs	
October	\$3,198	\$829	\$1,566	\$5,593
November	3,992	797	1,370	6,159
December	2,583	813	1,244	4,640
January	3,473	736	1,175	5,384
February	3,548	1,116	1,805	6,469
March	5,005	1,440	2,374	8,819
April	3,547	783	1,237	5,567
May	3,891	882	1,570	6,343
June	3,314	675	1,296	5,285
July	3,112	859	1,535	5,506
August	4,336	1,516	2,300	8,152
September	3,710	1,071	1,974	6,755
Total Criminal Collections	43,709	11,517	19,446	74,672

Civil Collections:

By District Clerk:

October	3,520	2,691	6,211	
November	3,913	2,584	6,497	
December	3,107	2,272	5,379	
January	4,523	2,982	7,505	
February	4,496	2,788	7,284	
March	3,853	2,078	5,931	
April	5,246	3,287	8,533	
May	5,025	3,259	8,284	
June	14,635	3,498	18,133	
July	2,743	2,175	4,918	
August	9,312	3,294	12,606	
September	4,622	3,022	7,644	
Total Civil Collections	64,995	33,930	98,925	
Total Collections	\$43,709	\$76,512	\$53,376	\$173,597

County of El Paso, Texas
388th District Court
Judge Laura Strathmann
October 1, 2017 through September 30, 2018

Fines and Costs

Criminal Collections:

<u>By Financial Recovery Division and EPC CSCD:</u>	County Court Costs	State Court Costs	Totals
October			
November			
December			
January			
February			
March			
April			
May			
June			
July			
August			
September			
<hr/>			
Total Criminal Collections			

Civil Collections:

By District Clerk:

October	\$44,030	\$24,723	\$68,753
November	36,797	22,838	59,635
December	37,928	19,698	57,626
January	41,026	25,238	66,264
February	45,106	24,856	69,962
March	49,850	30,420	80,270
April	40,506	24,819	65,325
May	46,797	26,248	73,045
June	40,090	23,533	63,623
July	39,751	22,750	62,501
August	46,668	27,638	74,306
September	39,593	23,421	63,014
<hr/>			
Total Civil Collections	508,142	296,182	804,324
<hr/>			
Total Collections	\$508,142	\$296,182	\$804,324

**County of El Paso, Texas
409th District Court
Judge Sam Medrano
October 1, 2017 through September 30, 2018**

Fines and Costs

Criminal Collections:

By Financial Recovery Division and
EPC CSCD:

	Fines	County Court Costs	State Court Costs	Totals
October	\$7,550	\$2,373	\$3,276	\$13,199
November	11,351	2,440	3,573	17,364
December	6,076	1,880	2,731	10,687
January	9,968	2,383	3,262	15,613
February	10,516	2,192	3,131	15,839
March	13,765	3,128	4,079	20,972
April	11,649	2,623	3,383	17,655
May	9,085	2,886	3,915	15,886
June	8,923	2,224	3,153	14,300
July	8,724	3,356	4,812	16,892
August	14,514	3,089	4,691	22,294
September	8,364	2,513	2,763	13,640
Total Criminal Collections	120,485	31,087	42,769	194,341

Civil Collections:

By District Clerk:

October	2,023	1,104	3,127
November			
December	280	137	417
January	5,819	461	6,280
February	2,143	903	3,046
March	4,834	685	5,519
April	70	90	160
May	1,222	435	1,657
June	4,569	521	5,090
July	1,845	1,087	2,932
August	432	340	772
September	651	454	1,105
Total Civil Collections	23,888	6,217	30,105
Total Collections	\$120,485	\$54,975	\$48,986
	\$224,446		

County of El Paso, Texas
448th District Court
Judge Sergio Enriquez
October 1, 2017 through September 30, 2018

Fines and Costs

Criminal Collections:

By Financial Recovery Division and
EPC CSCD:

	County Court Costs	State Court Costs	Totals
October			
November			
December			
January			
February			
March			
April			
May			
June			
July			
August			
September			
<hr/>			
Total Criminal Collections			
<hr/>			

Civil Collections:

By District Clerk:

October	\$6,346	\$4,066	\$10,412
November	6,861	3,827	10,688
December	6,056	4,118	10,174
January	7,893	4,350	12,243
February	7,774	5,008	12,782
March	5,101	3,214	8,315
April	7,545	5,486	13,031
May	8,337	5,247	13,584
June	6,359	4,111	10,470
July	7,716	4,911	12,627
August	6,343	4,298	10,641
September	7,516	5,008	12,524
<hr/>			
Total Civil Collections	83,847	53,644	137,491
<hr/>			
Total Collections	\$83,847	\$53,644	\$137,491
<hr/> <hr/>			

County of El Paso, Texas
Criminal District Court No. 1
Judge Diane Navarrete
October 1, 2017 through September 30, 2018

Fines and Costs

Criminal Collections:

By Financial Recovery Division and
EPC CSCD:

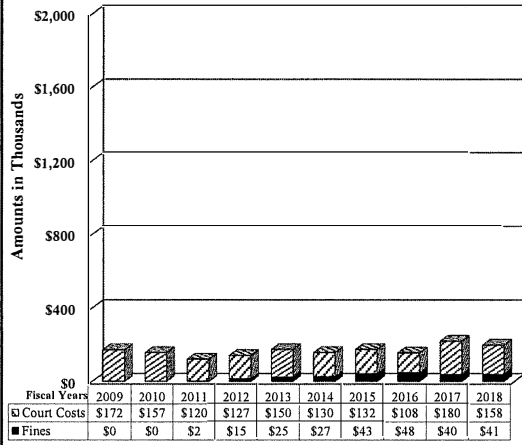
	Fines	County Court Costs	State Court Costs	Totals
October	\$8,495	\$1,394	\$3,158	\$13,047
November	7,648	1,178	2,486	11,312
December	8,971	1,233	2,998	13,202
January	11,124	1,220	2,538	14,882
February	11,152	1,031	2,545	14,728
March	12,661	1,186	2,569	16,416
April	10,588	1,370	3,349	15,307
May	9,013	1,277	2,951	13,241
June	6,241	1,287	3,181	10,709
July	8,269	1,313	2,857	12,439
August	8,319	1,312	3,004	12,635
September	9,946	1,746	3,977	15,669
Total Criminal Collections	112,427	15,547	35,613	163,587

Civil Collections:

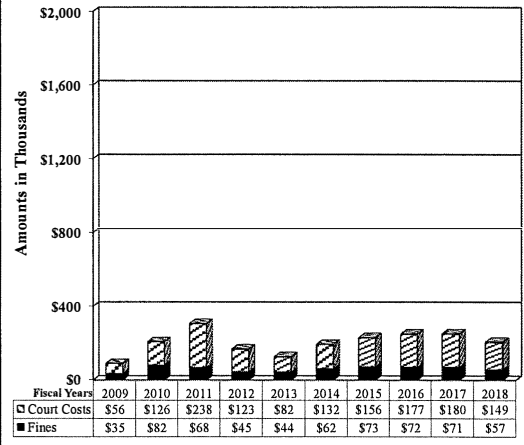
By District Clerk:

October	917	458	1,375
November	33,895	944	34,839
December	640	446	1,086
January	52,390	653	53,043
February	41,332	880	42,212
March	10,682	1,612	12,294
April	692	461	1,153
May	3,329	1,269	4,598
June	4,211	2,219	6,430
July	7,628	2,369	9,997
August	5,333	1,771	7,104
September	8,836	825	9,661
Total Civil Collections	169,885	13,907	183,792
Total Collections	\$112,427	\$185,432	\$49,520
			\$347,379

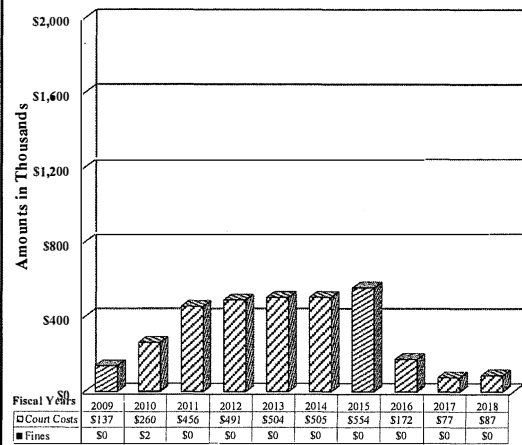
**34th District Court
Fines and Costs**



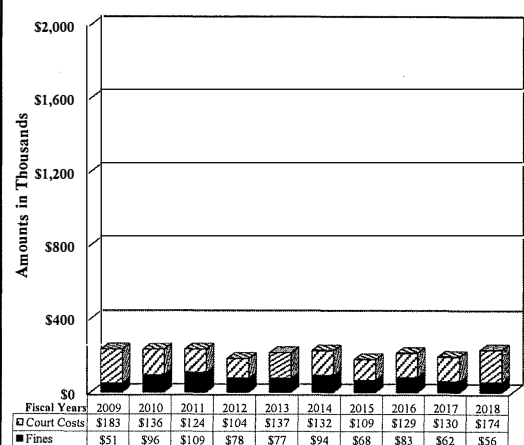
**41st District Court
Fines and Costs**



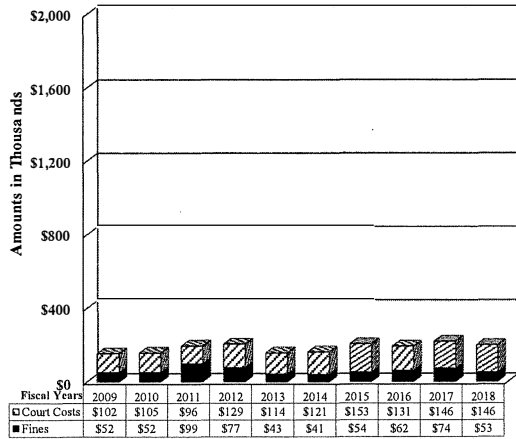
**65th District Court
Fines and Costs**



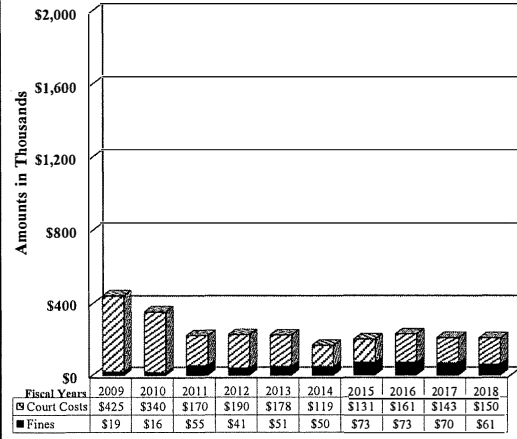
**120th District Court
Fines and Costs**



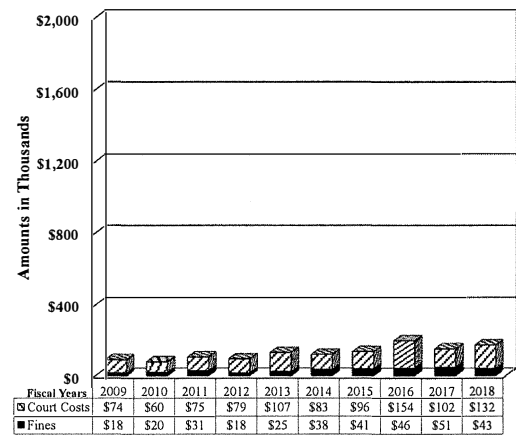
**168th District Court
Fines and Costs**



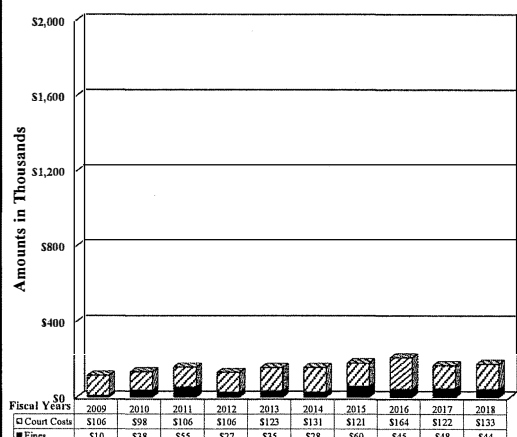
**171st District Court
Fines and Costs**



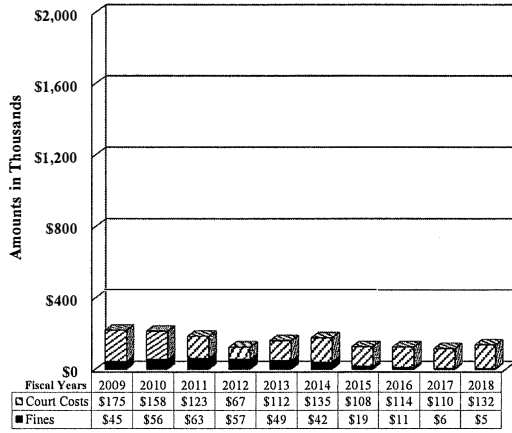
**205th District Court
Fines and Costs**



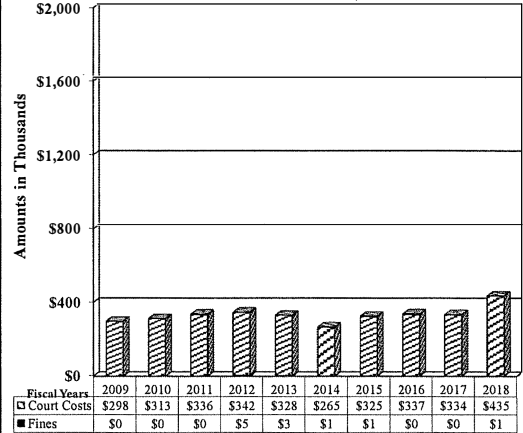
**210th District Court
Fines and Costs**



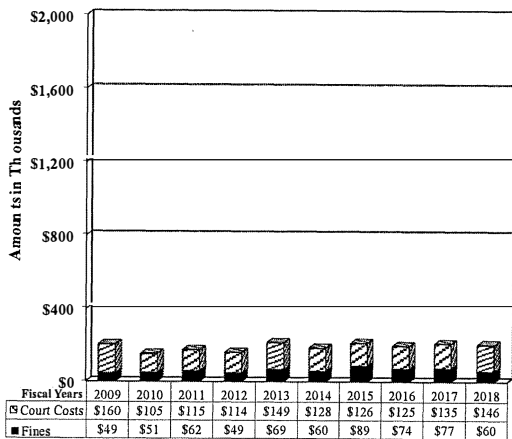
**243rd District Court
Fines and Costs**



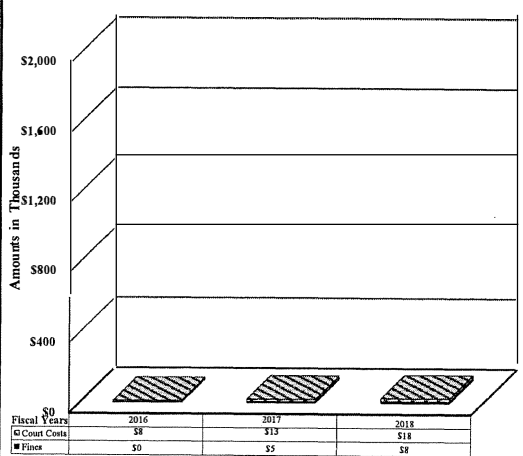
**327th District Court
Fines and Costs**



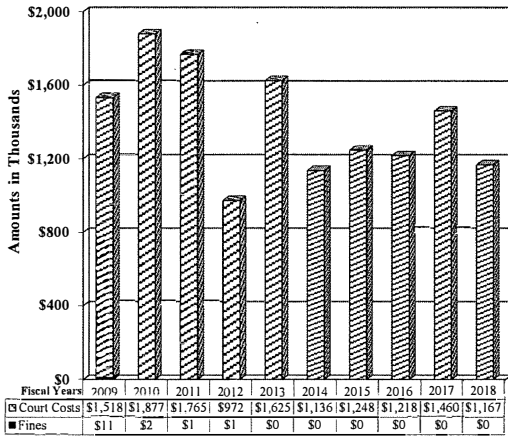
**346th District Court
Fines and Costs**



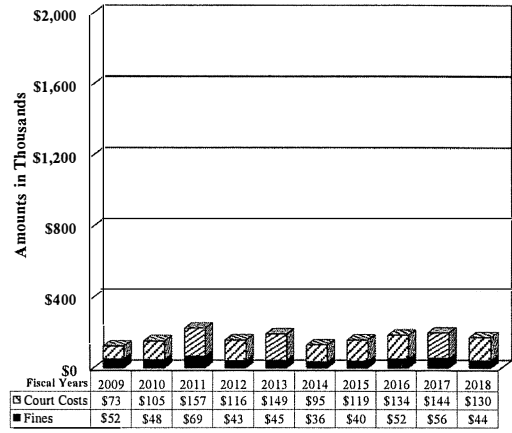
**346th Veteran Treatment Court
Fines and Costs**



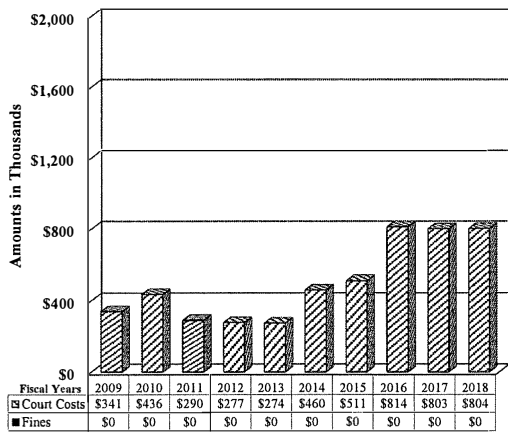
383rd District Court Fines and Costs



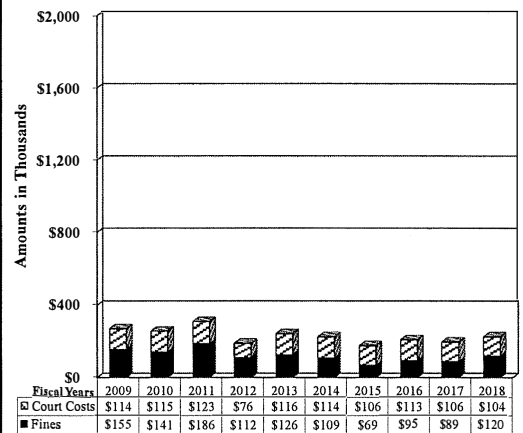
384th District Court Fines and Costs



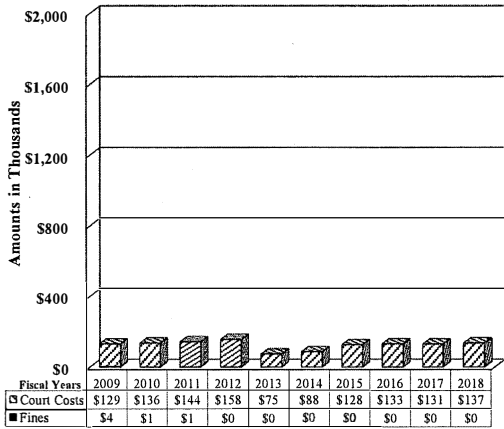
388th District Court Fines and Costs



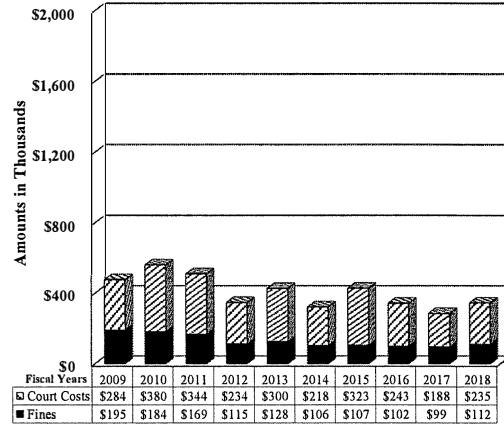
409th District Court Fines and Costs



**448th District Court
Fines and Costs**



**Criminal District Court No. 1
Fines and Costs**



County of El Paso, Texas
County Court at Law No. 1
Judge Ricardo Herrera
October 1, 2017 through September 30, 2018

Fines and Costs

Criminal Collections:

By Sheriff, Financial Recovery Division
and EPC CSCD:

	Fines	County Court Costs	State Court Costs	Totals
October	\$11,299	\$7,239	\$3,411	\$21,949
November	11,467	7,619	3,301	22,387
December	10,902	6,933	2,748	20,583
January	10,864	8,060	3,476	22,400
February	9,979	8,474	3,651	22,104
March	14,520	10,887	4,826	30,233
April	9,416	8,271	3,561	21,248
May	8,323	8,167	3,703	20,193
June	8,899	8,480	3,687	21,066
July	9,183	7,460	3,888	20,531
August	13,852	10,320	5,669	29,841
September	8,466	8,970	3,690	21,126
Total Criminal Collections	127,170	100,880	45,611	273,661

Civil Collections:

By District Clerk and
County Clerk:

October	1,501	621	2,122
November	7,108	505	7,613
December	1,292	259	1,551
January	3,493	601	4,094
February	2,036	403	2,439
March	2,379	297	2,676
April	3,177	338	3,515
May	3,335	664	3,999
June	14,324	998	15,322
July	5,992	995	6,987
August	3,345	704	4,049
September	1,890	575	2,465
Total Civil Collections	49,872	6,960	56,832
Total Collections	\$127,170	\$150,752	\$330,493

County of El Paso, Texas
County Court at Law No. 2
Judge Julie Gonzalez
October 1, 2017 through September 30, 2018

Fines and Costs

Criminal Collections:

<u>By Sheriff, Financial Recovery Division and EPC CSCD:</u>	County		State	Totals
	Fines	Court Costs	Court Costs	
October	\$6,947	\$7,981	\$4,094	\$19,022
November	7,913	8,154	4,539	20,606
December	3,933	7,430	3,328	14,691
January	3,964	6,625	3,007	13,596
February	7,145	8,526	4,057	19,728
March	8,609	9,848	4,690	23,147
April	3,710	8,701	4,091	16,502
May	5,131	7,130	3,414	15,675
June	3,578	7,842	3,980	15,400
July	5,144	5,848	3,268	14,260
August	5,780	5,308	2,816	13,904
September	7,139	6,125	3,099	16,363
Total Criminal Collections	68,993	89,518	44,383	202,894

Civil Collections:

By District Clerk and
County Clerk:

October	2,677	428	3,105
November	4,573	375	4,948
December	4,595	140	4,735
January	3,530	351	3,881
February	5,200	496	5,696
March	1,849	636	2,485
April	3,025	770	3,795
May	2,732	450	3,182
June	16,249	1,213	17,462
July	390	100	490
August	4,207	514	4,721
September	6,136	882	7,018
Total Civil Collections	55,163	6,355	61,518
Total Collections	\$68,993	\$144,681	\$50,738
	\$264,412		

County of El Paso, Texas
County Court at Law No. 3
Judge Javier Alvarez
October 1, 2017 through September 30, 2018

Fines and Costs

Criminal Collections:

By Sheriff, Financial Recovery Division
and EPC CSCD:

	Fines	County Court Costs	State Court Costs	Totals
October				
November				
December				
January				
February				
March				
April				
May				
June				
July				
August				
September				
Total Criminal Collections				

Civil Collections:

By District Clerk and
County Clerk:

October	\$11,886	\$5,629	\$17,515
November	7,139	3,918	11,057
December	7,486	4,221	11,707
January	10,347	5,454	15,801
February	10,074	5,696	15,770
March	8,879	4,137	13,016
April	6,644	5,203	11,847
May	5,848	3,233	9,081
June	3,296	1,613	4,909
July	7,827	4,932	12,759
August	7,842	5,036	12,878
September	9,162	6,119	15,281
Total Civil Collections	96,430	55,191	151,621
Total Collections	\$96,430	\$55,191	\$151,621

County of El Paso, Texas
County Court at Law No. 4
Judge Alejandro Gonzalez
October 1, 2017 through September 30, 2018

Fines and Costs

Criminal Collections:

<u>By Sheriff, Financial Recovery Division and EPC CSCD:</u>	County		State	Totals
	Fines	Court Costs	Court Costs	
October	\$4,434	\$5,482	\$1,636	\$11,552
November	4,610	4,745	1,768	11,123
December	4,243	6,153	2,078	12,474
January	4,968	5,920	2,465	13,353
February	6,856	7,298	2,760	16,914
March	6,025	5,524	2,124	13,673
April	5,553	5,113	1,803	12,469
May	5,869	6,147	2,562	14,578
June	4,229	3,624	1,417	9,270
July	3,976	3,724	1,421	9,121
August	4,871	4,914	1,622	11,407
September	3,227	4,133	1,539	8,899
Total Criminal Collections	58,861	62,777	23,195	144,833

Civil Collections:

<u>By District Clerk and County Clerk:</u>			
October	8,196	751	8,947
November	5,724	691	6,415
December	1,384	177	1,561
January	1,860	226	2,086
February	14,577	1,004	15,581
March	6,000	977	6,977
April	8,363	859	9,222
May	4,982	482	5,464
June	10,572	606	11,178
July	4,292	358	4,650
August	10,515	180	10,695
September	3,163	454	3,617
Total Civil Collections	79,628	6,765	86,393
Total Collections	\$58,861	\$142,405	\$231,226

County of El Paso, Texas
County Court at Law No. 5
Judge Carlos Villa
October 1, 2017 through September 30, 2018

Fines and Costs

Criminal Collections:

By Sheriff, Financial Recovery Division
and EPC CSCD:

	County Court Costs	State Court Costs	Totals
October			
November			
December			
January			
February			
March			
April			
May			
June			
July			
August			
September			
<hr/>			
Total Criminal Collections			
<hr/>			

Civil Collections:

By District Clerk and
County Clerk:

October	\$28,526	\$12,693	\$41,219
November	22,534	10,530	33,064
December	18,240	10,426	28,666
January	18,119	8,499	26,618
February	17,807	9,904	27,711
March	31,217	11,447	42,664
April	11,127	5,139	16,266
May	13,485	3,663	17,148
June	18,510	6,129	24,639
July	12,827	2,952	15,779
August	10,778	2,550	13,328
September	4,823	1,399	6,222
<hr/>			
Total Civil Collections	207,993	85,331	293,324
<hr/>			
Total Collections	\$207,993	\$85,331	\$293,324
<hr/>			

County of El Paso, Texas
County Court at Law No. 6
Judge Sue Kurita
October 1, 2017 through September 30, 2018

Fines and Costs

Criminal Collections:

<u>By Sheriff, Financial Recovery Division and EPC CSCD:</u>	County Court Costs	State Court Costs	Totals	
October	\$264	\$127	\$48	\$439
November	48	2		50
December	50	81	1	132
January	200	392	161	753
February		357	16	373
March				
April				
May	31	40	29	100
June	469	549	408	1,426
July	104	325	182	611
August	747	213	73	1,033
September	1,000	593	381	1,974
Total Criminal Collections	2,913	2,679	1,299	6,891

Civil Collections:

By District Clerk and
County Clerk:

October	11,458	5,689	17,147	
November	10,116	5,349	15,465	
December	8,099	3,975	12,074	
January	11,093	5,497	16,590	
February	11,400	6,236	17,636	
March	13,892	5,805	19,697	
April	10,164	6,401	16,565	
May	16,131	8,324	24,455	
June	21,193	5,628	26,821	
July	14,297	9,756	24,053	
August	27,498	16,457	43,955	
September	21,606	13,409	35,015	
Total Civil Collections	176,947	92,526	269,473	
Total Collections	\$2,913	\$179,626	\$93,825	\$276,364

**County of El Paso, Texas
County Court at Law No. 7
Judge Thomas Spieczny
October 1, 2017 through September 30, 2018**

Fines and Costs

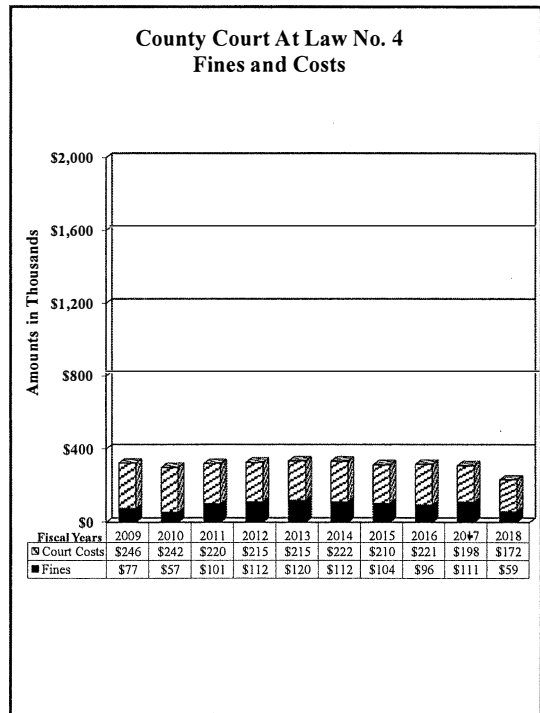
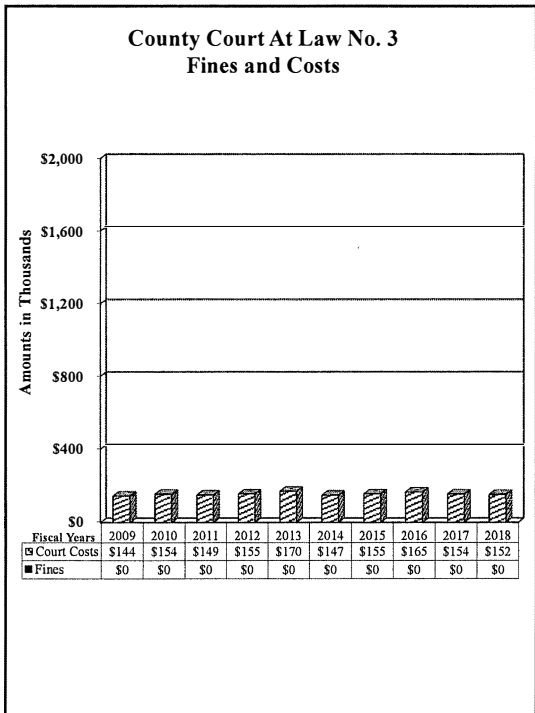
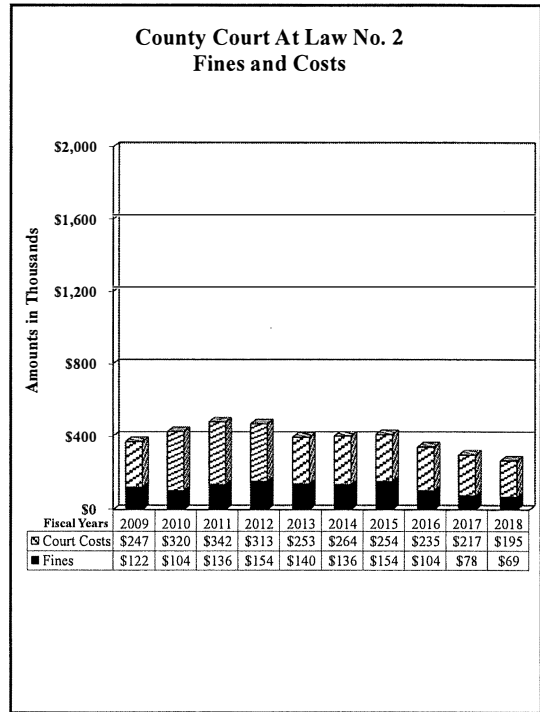
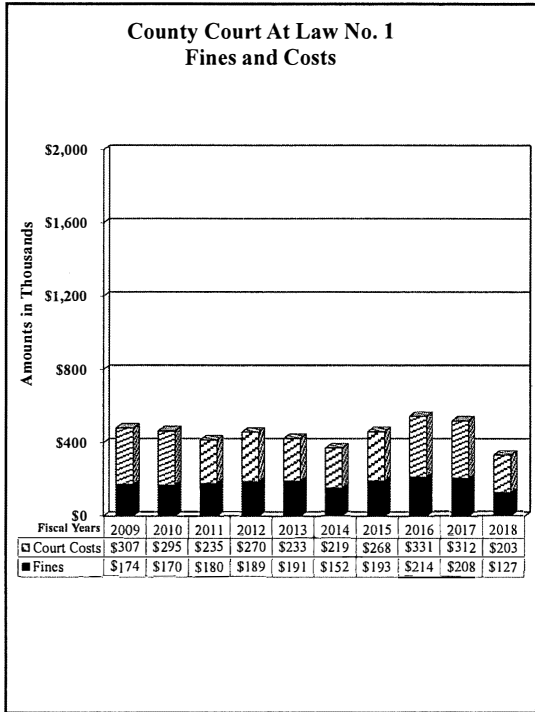
Criminal Collections:

<u>By Sheriff, Financial Recovery Division and EPC CSCD:</u>	County		State	Totals
	Fines	Court Costs	Court Costs	
October	\$5,963	\$8,924	\$3,997	\$18,884
November	7,096	8,743	3,699	19,538
December	6,264	8,845	4,590	19,699
January	5,815	8,167	3,546	17,528
February	10,550	11,093	6,126	27,769
March	11,524	12,955	5,896	30,375
April	7,238	8,823	3,739	19,800
May	6,399	9,642	4,379	20,420
June	6,719	9,651	5,089	21,459
July	6,490	8,870	4,015	19,375
August	8,494	7,921	3,601	20,016
September	5,670	7,501	3,772	16,943
Total Criminal Collections	88,222	111,135	52,449	251,806

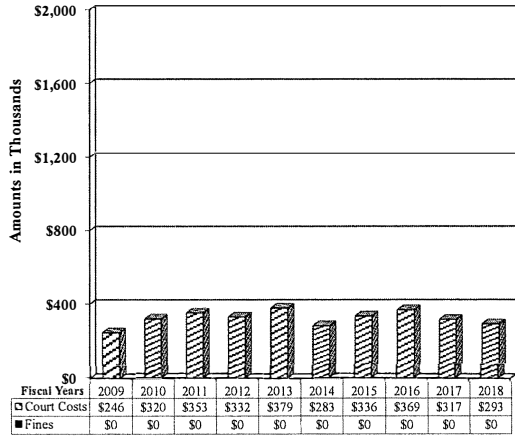
Civil Collections:

By District Clerk and
County Clerk:

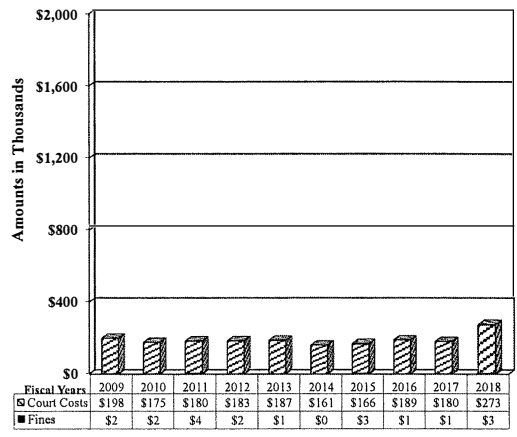
October	3,473	1,490	4,963	
November	3,916	1,705	5,621	
December	4,360	1,564	5,924	
January	24,857	1,821	26,678	
February	4,007	1,926	5,933	
March	6,112	1,401	7,513	
April	8,355	2,360	10,715	
May	9,737	1,902	11,639	
June	9,016	1,845	10,861	
July	4,639	1,752	6,391	
August	9,596	2,393	11,989	
September	5,689	2,329	8,018	
Total Civil Collections	93,757	22,488	116,245	
Total Collections	\$88,222	\$204,892	\$74,937	\$368,051



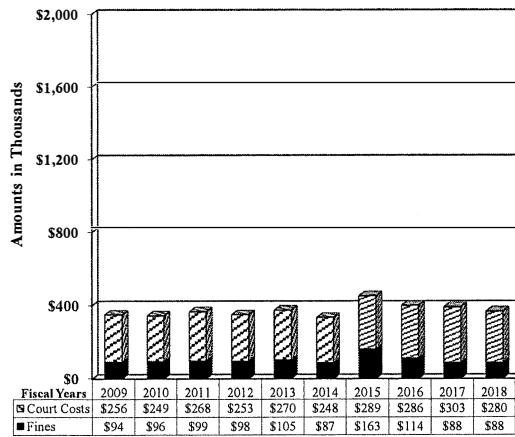
**County Court At Law No. 5
Fines and Costs**



**County Court At Law No. 6
Fines and Costs**



**County Court At Law No. 7
Fines and Costs**



County of El Paso, Texas
County Criminal Court No. 1
Judge Alma Trejo
October 1, 2017 through September 30, 2018

Fines and Costs

Criminal Collections:

<u>By Sheriff, Financial Recovery Division and EPC CSCD:</u>	County Court Costs	State Court Costs	Totals	
October	\$6,852	\$6,463	\$2,336	\$15,651
November	6,198	5,176	1,903	13,277
December	4,285	4,130	1,104	9,519
January	4,372	5,294	1,819	11,485
February	4,987	5,403	1,182	11,572
March	4,732	4,547	1,213	10,492
April	4,261	5,626	1,542	11,429
May	4,103	5,771	1,449	11,323
June	3,521	3,552	1,568	8,641
July	2,399	4,788	1,355	8,542
August	5,139	4,741	1,912	11,792
September	2,814	4,243	1,382	8,439
Total Criminal Collections	53,663	59,734	18,765	132,162

Civil Collections:

<u>By District Clerk and County Clerk:</u>				
October	2,337	243	2,580	
November	7,224	230	7,454	
December	4,521	453	4,974	
January	2,212	297	2,509	
February	1,828	200	2,028	
March	1,706	382	2,088	
April	3,418	310	3,728	
May	1,769	322	2,091	
June	11,441	598	12,039	
July	8,749	600	9,349	
August	2,964	492	3,456	
September	724	268	992	
Total Civil Collections	48,893	4,395	53,288	
Total Collections	\$53,663	\$108,627	\$23,160	\$185,450

**County of El Paso, Texas
County Criminal Court No. 2
Judge Robert Anchondo
October 1, 2017 through September 30, 2018**

Fines and Costs

Criminal Collections:

	<u>By Sheriff, Financial Recovery Division and EPC CSCD:</u>			<u>Totals</u>
	<u>Fines</u>	<u>County Court Costs</u>	<u>State Court Costs</u>	
October	\$6,868	\$9,161	\$4,097	\$20,126
November	7,034	8,524	4,030	19,588
December	5,522	7,970	3,823	17,315
January	6,812	8,699	4,603	20,114
February	7,962	11,471	5,989	25,422
March	8,723	9,477	4,990	23,190
April	7,620	10,151	5,045	22,816
May	8,091	8,900	5,080	22,071
June	4,566	5,649	3,144	13,359
July	6,912	7,915	5,014	19,841
August	6,372	8,117	4,367	18,856
September	6,231	8,899	4,377	19,507
Total Criminal Collections	82,713	104,933	54,559	242,205

Civil Collections:

By District Clerk and
County Clerk:

October	2,081	357	2,438
November	233	6	239
December	365	90	455
January	9,932	611	10,543
February	605	232	837
March	15,652	559	16,211
April	1,708	340	2,048
May	755	182	937
June	5,840	254	6,094
July	3,344	316	3,660
August	4,665	631	5,296
September	3,720	542	4,262
Total Civil Collections	48,900	4,120	53,020
Total Collections	\$82,713	\$153,833	\$58,679
			\$295,225

County of El Paso, Texas
County Criminal Court No. 3
Judge Carlos Carrasco
October 1, 2017 through September 30, 2018

Fines and Costs

Criminal Collections:

<u>By Sheriff, Financial Recovery Division and EPC CSCD:</u>	County Court Costs	State Court Costs	Totals	
October	\$5,308	\$7,550	\$3,075	\$15,933
November	3,261	7,646	3,389	14,296
December	5,243	7,296	3,385	15,924
January	4,830	6,620	2,736	14,186
February	5,176	6,407	2,557	14,140
March	2,836	6,509	2,780	12,125
April	3,946	4,693	2,145	10,784
May	4,344	5,402	2,418	12,164
June	2,434	4,597	2,081	9,112
July	4,752	6,598	2,896	14,246
August	4,717	5,098	2,863	12,678
September	3,452	6,556	2,906	12,914
Total Criminal Collections	50,299	74,972	33,231	158,502

Civil Collections:

By District Clerk and
County Clerk:

October	3,967	811	4,778	
November	1,158	208	1,366	
December	5,219	417	5,636	
January	3,518	463	3,981	
February	1,094	377	1,471	
March	2,083	271	2,354	
April	9,156	366	9,522	
May	2,387	500	2,887	
June	1,776	261	2,037	
July	46,205	440	46,645	
August	3,263	471	3,734	
September	3,096	792	3,888	
Total Civil Collections	82,922	5,377	88,299	
Total Collections	\$50,299	\$157,894	\$38,608	\$246,801

County of El Paso, Texas
County Criminal Court No. 4
Judge Jesus Herrera
October 1, 2017 through September 30, 2018

Fines and Costs

Criminal Collections:

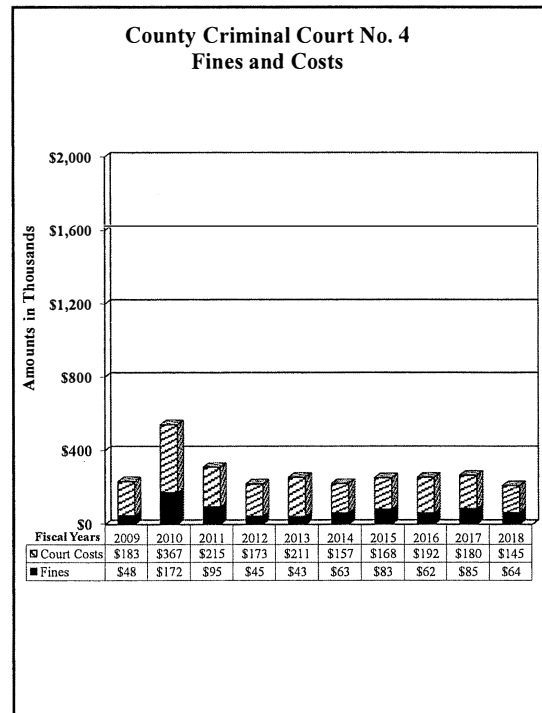
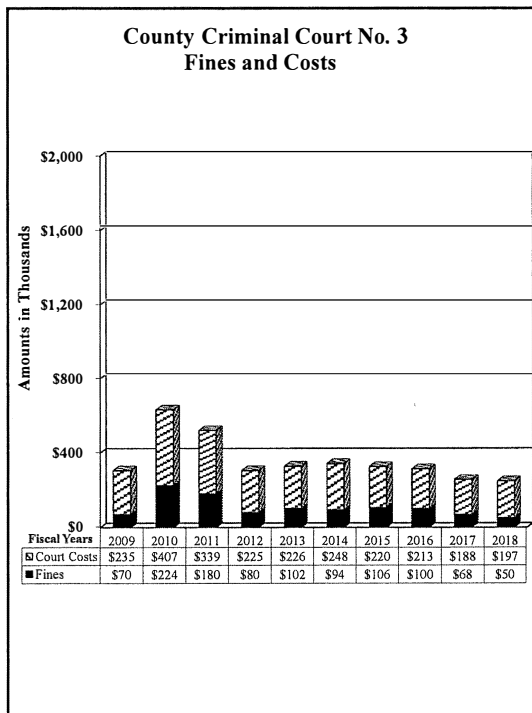
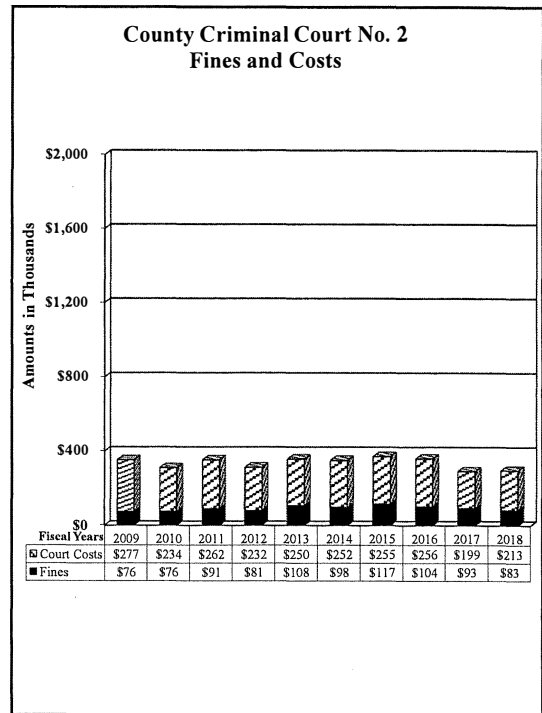
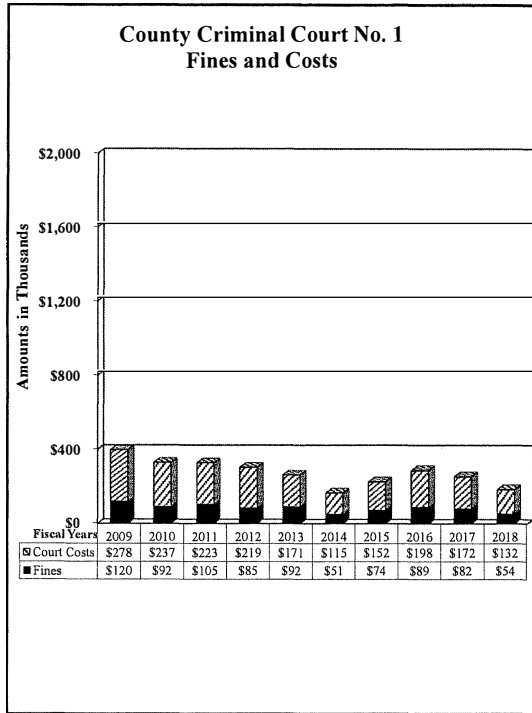
By Sheriff, Financial Recovery Division
and EPC CSCD:

	Fines	County Court Costs	State Court Costs	Totals
October	\$4,958	\$6,097	\$2,175	\$13,230
November	5,695	4,183	1,959	11,837
December	5,284	3,659	1,363	10,306
January	5,294	3,892	1,382	10,568
February	5,925	6,196	1,919	14,040
March	6,511	6,489	1,964	14,964
April	6,874	5,205	2,532	14,611
May	5,080	4,021	1,734	10,835
June	3,786	4,815	1,730	10,331
July	3,217	4,236	1,680	9,133
August	5,081	6,051	2,163	13,295
September	6,023	5,903	2,791	14,717
Total Criminal Collections	63,728	60,747	23,392	147,867

Civil Collections:

By District Clerk and
County Clerk:

October	4,965	552	5,517
November	6,876	529	7,405
December	4,001	315	4,316
January	3,125	617	3,742
February	2,919	616	3,535
March	4,056	492	4,548
April	2,357	395	2,752
May	10,456	509	10,965
June	1,340	271	1,611
July	8,189	616	8,805
August	1,896	472	2,368
September	4,864	632	5,496
Total Civil Collections	55,044	6,016	61,060
Total Collections	\$63,728	\$115,791	\$29,408
			\$208,927



County of El Paso, Texas
Jury Duty Court
Visiting Judges
October 1, 2017 through September 30, 2018

Fines and Costs

Criminal Collections:

By Financial Recovery Division and
EPC CSCD:

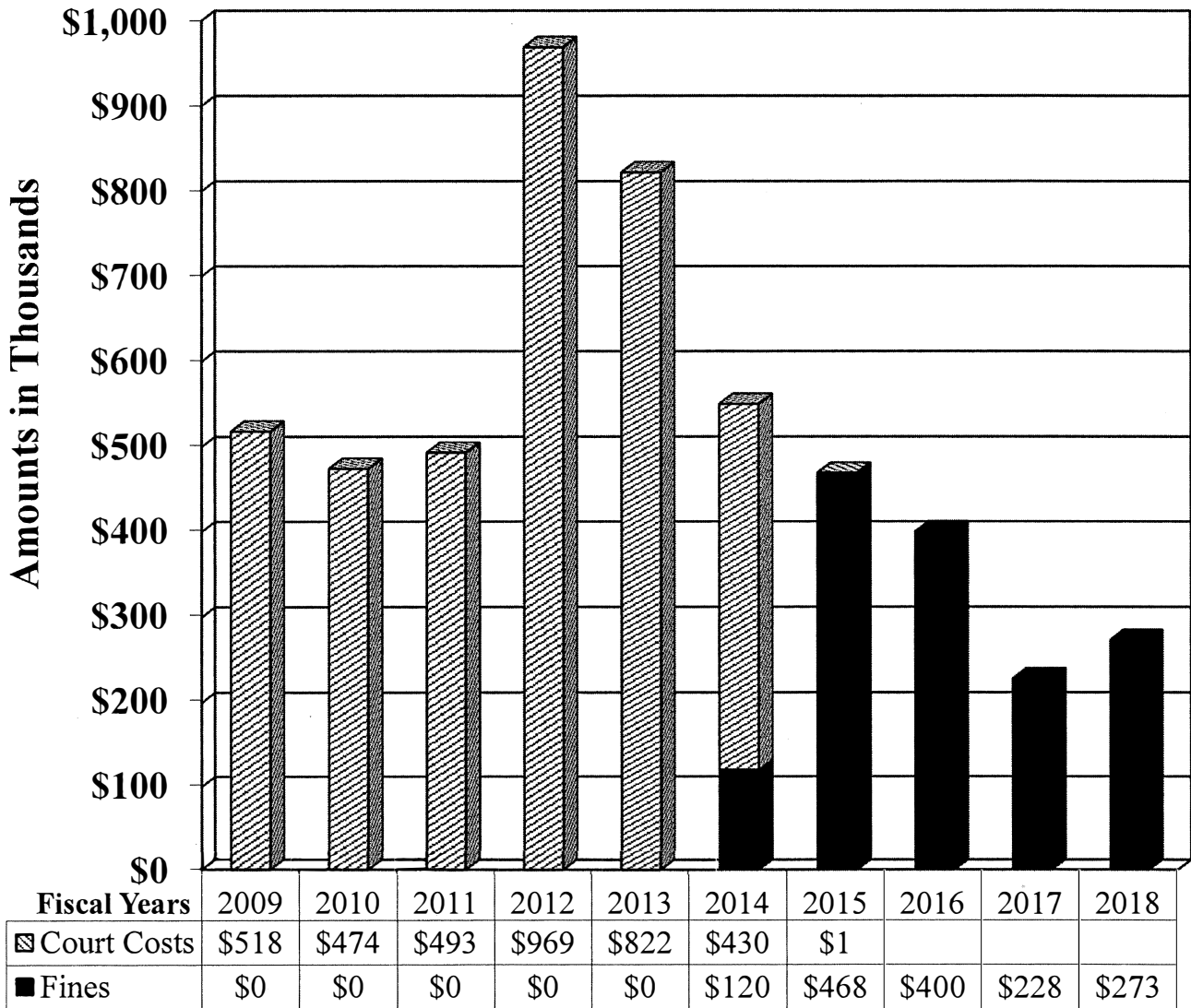
	County Court Costs	State Court Costs	Totals
October			
November			
December			
January			
February			
March			
April			
May			
June			
July			
August			
September			
Total Criminal Collections			

Civil Collections:

By County Clerk:

October	\$9,514		\$9,514
November	32,134		32,134
December	22,406		22,406
January	26,547		26,547
February	33,499		33,499
March	23,490		23,490
April	21,278		21,278
May	17,338		17,338
June	17,889		17,889
July	18,672		18,672
August	31,313		31,313
September	18,441		18,441
Total Civil Collections			
	272,521		272,521
Total Collections			
	\$272,521		\$272,521

Jury Duty Court Fines and Costs



County of El Paso, Texas
Probate Court No. 1
Judge Patricia Chew
October 1, 2017 through September 30, 2018

Fines and Costs

Criminal Collections:

By Financial Recovery Division:

	County Court Costs	State Court Costs	Totals
October			
November			
December			
January			
February			
March			
April			
May			
June			
July			
August			
September			
<hr/>			
Total Criminal Collections			

Civil Collections:

By County Clerk:

October	\$22,900	\$5,948	\$28,848
November	19,150	4,989	24,139
December	21,482	5,085	26,567
January	23,280	6,767	30,047
February	23,625	6,283	29,908
March	31,976	9,091	41,067
April	25,343	6,562	31,905
May	26,988	7,022	34,010
June	22,037	5,361	27,398
July	26,745	7,396	34,141
August	30,696	8,540	39,236
September	20,445	6,109	26,554
<hr/>			
Total Civil Collections	294,667	79,153	373,820
<hr/>			
Total Collections	\$294,667	\$79,153	\$373,820

County of El Paso, Texas
Probate Court No. 2
Judge Eduardo Gamboa
October 1, 2017 through September 30, 2018

Fines and Costs

Criminal Collections:

By Financial Recovery Division:

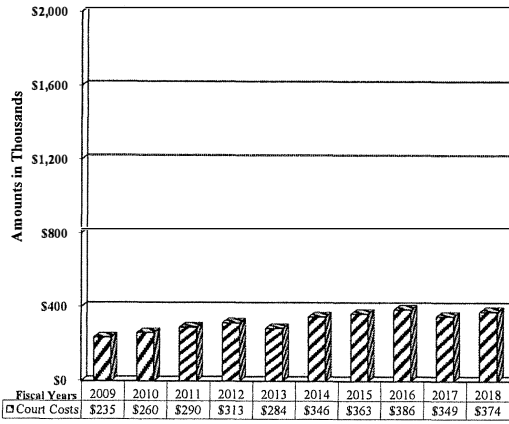
	County Court Costs	State Court Costs	Totals
October			
November			
December			
January			
February			
March			
April			
May			
June			
July			
August			
September			
Total Criminal Collections			

Civil Collections:

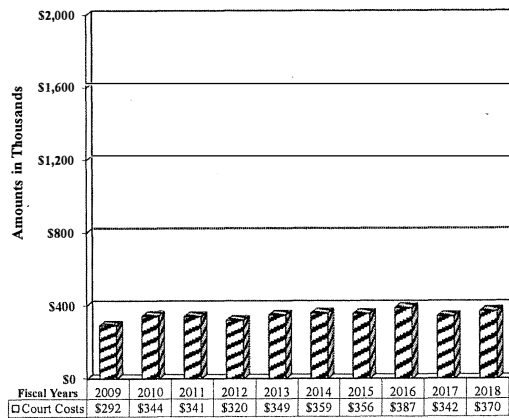
By County Clerk:

October	\$27,240	\$6,485	\$33,725
November	17,548	4,320	21,868
December	18,134	4,751	22,885
January	24,575	6,740	31,315
February	25,025	6,849	31,874
March	17,560	4,211	21,771
April	25,956	7,157	33,113
May	29,248	7,491	36,739
June	22,499	5,846	28,345
July	28,930	8,292	37,222
August	30,454	7,396	37,850
September	26,262	6,785	33,047
Total Civil Collections	293,431	76,323	369,754
Total Collections	\$293,431	\$76,323	\$369,754

**Probate Court No. 1
Fines and Costs**



**Probate Court No. 2
Fines and Costs**



County of El Paso, Texas
County Mental Health Court No. 1
Heard at Probate Courts
October 1, 2017 through September 30, 2018

Fines and Costs

Criminal Collections:

By Financial Recovery Division:

	County Court Costs	State Court Costs	Totals
October			
November			
December			
January			
February			
March			
April			
May			
June			
July			
August			
September			
<div style="display: flex; justify-content: space-between;"> Total Criminal Collections </div>			

Civil Collections:

By County Clerk

October	\$7,844	\$2,282	\$10,126
November	7,263	2,113	9,376
December	6,972	2,028	9,000
January	1,743	507	2,250
February	1,743	507	2,250
March	2,905	845	3,750
April	7,263	2,113	9,376
May	11,330	3,296	14,626
June	4,653	1,352	6,005
July	3,196	930	4,126
August	581	169	750
September			
<div style="display: flex; justify-content: space-between;"> Total Civil Collections 55,493 16,142 71,635 </div>			
<div style="display: flex; justify-content: space-between;"> Total Collections \$55,493 \$16,142 \$71,635 </div>			

**County of El Paso, Texas
County Mental Health Court No. 2
Heard at Probate Courts
October 1, 2017 through September 30, 2018**

Fines and Costs

Criminal Collections:

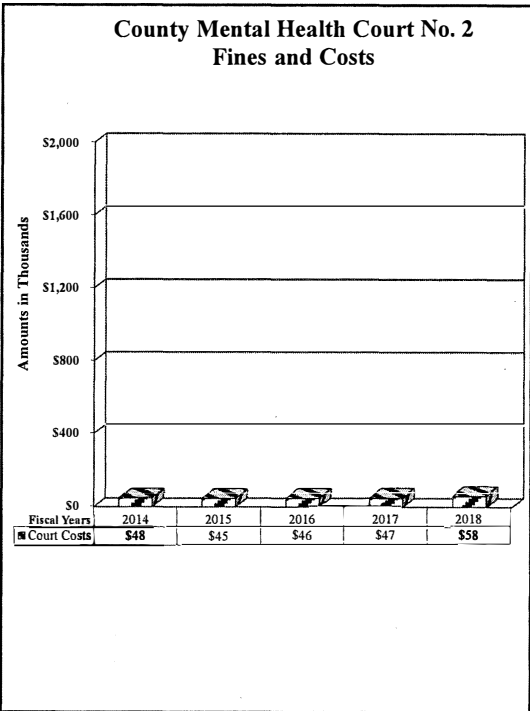

By Financial Recovery Division:

	County Court Costs	State Court Costs	Totals
October			
November			
December			
January			
February			
March			
April			
May			
June			
July			
August			
September			
<hr/>			
Total Criminal Collections			
<hr/>			

Civil Collections:

By County Clerk

October			
November			
December			
January			
February	\$5,229	\$1,521	\$6,750
March	14,235	4,141	18,376
April			
May			
June			
July			
August	11,039	3,211	14,250
September	14,235	4,141	18,376
<hr/>			
Total Civil Collections	44,738	13,014	57,752
<hr/>			
Total Collections	\$44,738	\$13,014	\$57,752
<hr/> <hr/>			



County of El Paso, Texas
County Attorney
Jo Anne Bernal
October 1, 2017 through September 30, 2018

Fees

Collections:

By County Attorney:

Miscellaneous Commissions	\$47,596	
Non-sufficient Funds Checks and County Attorney Fees	113,601	
Protective Order Application Fees	402	
	<u> </u>	\$161,599

For Other County Offices:

County Clerk - Bond forfeiture Commissions	<u>34,584</u>	<u>34,584</u>
--	---------------	---------------

Total Collections		<u><u>\$196,183</u></u>
-------------------	--	-------------------------

Disbursements:

To County Treasury:

Bad Check Operating Account	\$9,847
County Attorney Commissions Fund	82,180
General Fund	402
Non-sufficient Funds Check Trust Fund	<u>103,754</u>

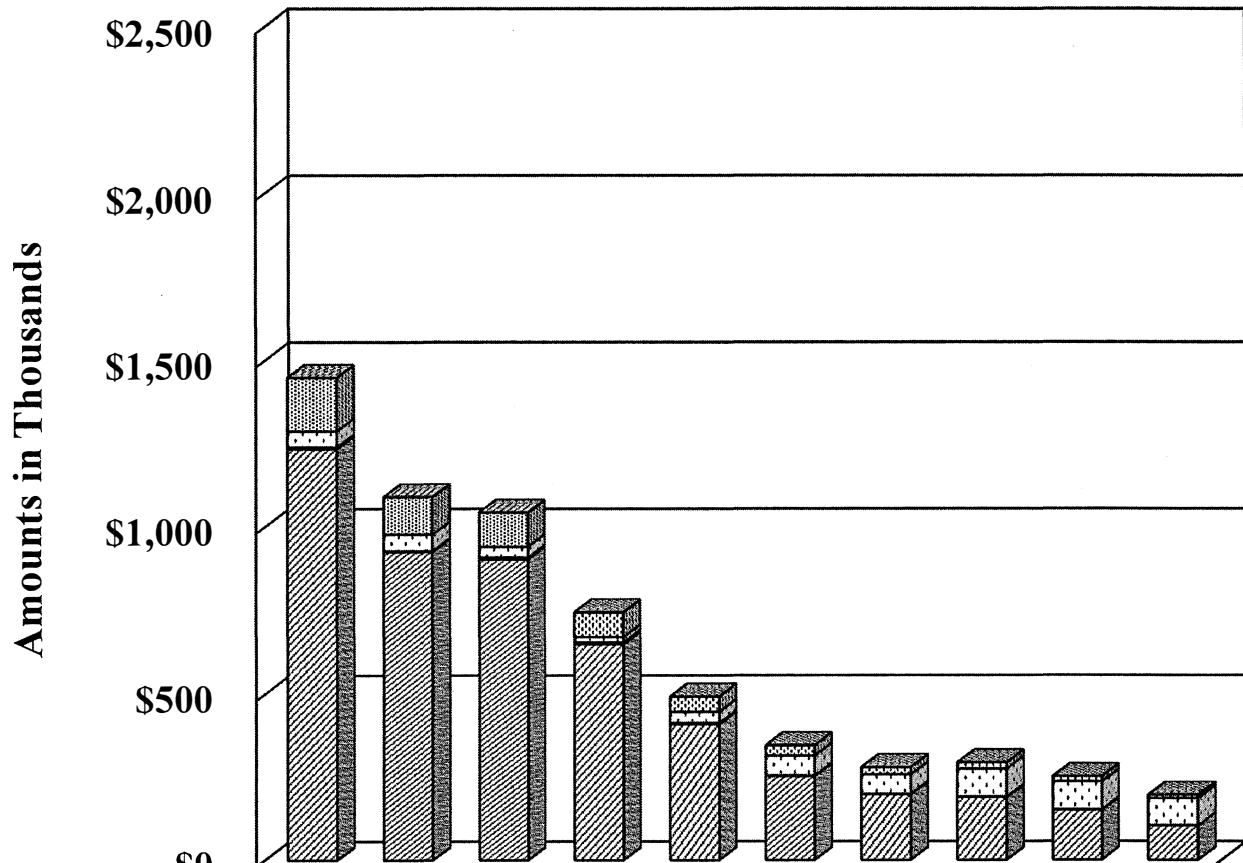
Total Disbursements	<u><u>\$196,183</u></u>
---------------------	-------------------------

County of El Paso, Texas
County Attorney
Jo Anne Bernal
October 1, 2017 through September 30, 2018

Collections

	NSF Checks	County Attorney Fees	Protective Order Application Fees	Other Commissions	Bond Forfeiture Commissions	Totals
October	\$8,132	\$880		\$1,688	\$2,700	\$13,400
November	6,964	1,040		4,933	2,500	15,437
December	4,839	312		1,340	2,400	8,891
January	7,680	925		6,645	684	15,934
February	17,856	1,315	\$400	5,187	2,400	27,158
March	9,795	630		2,950	6,400	19,775
April	8,057	1,024		2,917	2,000	13,998
May	6,340	438		2,957	3,900	13,635
June	6,057	425		6,522	1,600	14,604
July	7,484	865		5,952	1,100	15,401
August	9,577	1,082		4,666	4,000	19,325
September	10,973	911	2	1,839	4,900	18,625
Totals	\$103,754	\$9,847	\$402	\$47,596	\$34,584	\$196,183

County Attorney Fee Collections



Fiscal Years	2009	2010	2011	2012	2013	2014	2015	2016	2017	2018
■ Fees	\$160	\$113	\$103	\$74	\$46	\$31	\$22	\$19	\$16	\$10
▣ Commissions	\$48	\$50	\$32	\$16	\$34	\$60	\$59	\$85	\$84	\$82
■ Protective Orders	\$6	\$2	\$6	\$6	\$4	\$2	\$1	\$1	\$1	\$0
▨ NSF Checks	\$1,236	\$927	\$904	\$649	\$409	\$253	\$198	\$189	\$151	\$104

County of El Paso, Texas
County Clerk
Delia Briones
October 1, 2017 through September 30, 2018

Fees

Collections:

Interest Income:

Interest		\$6,768
----------	--	---------

Filings and Recordings:

Certified Copies	\$96,345	
Courthouse Security	66,756	
Deeds	760,313	
Financial Statements and Assumed Names	15,931	
Records Management & Preservation	644,100	\$1,583,445

Vital Statistics:

Birth Certificates	1,074,430	
Certified Copies of Marriage Licenses	61,855	
Death Certificates	65,844	
Marriage Licenses	216,532	1,418,661

Other Clerk's Fees:

Administrative Fee	115	
Archive Fee	657,802	
County Clerk's Fee	2,208,306	
Vitals Preservation Fees	80,469	
Miscellaneous Fees	109	2,946,801

Total County Clerk's Fees Collected		5,948,907
-------------------------------------	--	-----------

Licenses and Permits:

Beer and Wine Licenses	1,040	
Sewage Inspection Permits	66,605	67,645

Court Costs:

Bond Forfeitures	34,584	
Civil	492,117	
County Sheriff	160,208	
Courthouse Security	15,916	
Alternative Dispute Resolution	44,488	
Court Reporter Fees	61,745	
Judges' Educational Fund	32,770	
Jury Fund	486	
Legal Service Fee	31,436	
Library Fund	103,628	
Probate	218,339	
Records Management & Preservation	33,597	
State E-filing System	150,709	
CC Court of Appeals Fee- Eighth District of Texas Court	11,742	
Texas Judicial Fund	79,884	
Judicial and Court Personnel Training Fee	22,841	
State Judicial Support Fee	7,814	
Support Court Guardianship Fee	44,120	1,546,424

Miscellaneous State Fees:

Birth Certificate Comptroller Fees-State	95,919	
Birth Certificate Fees-State	2,097	
Marriage License Fees-State	216,532	
Sewage Inspection Fees-State	2,680	317,228

Total Collections		<u>\$7,886,972</u>
-------------------	--	--------------------

(continued)

County of El Paso, Texas
County Clerk
Delia Briones
October 1, 2017 through September 30, 2018

Disbursements

Disbursements:

To County Treasury:

Archive Fees	\$657,802	
County Attorney Commissions	34,584	
County Clerk Records Management & Preservation Fund	644,100	
Courthouse Security	82,672	
General Fund	5,585,550	
Library Fund	103,628	
Records Management & Preservation Fund	33,597	
Vitals Preservation Fees	<u>80,469</u>	\$7,222,402

To Others:

Alternative Dispute Resolution	44,488	
State of Texas	<u>620,082</u>	<u>664,570</u>

Total Disbursements

\$7,886,972

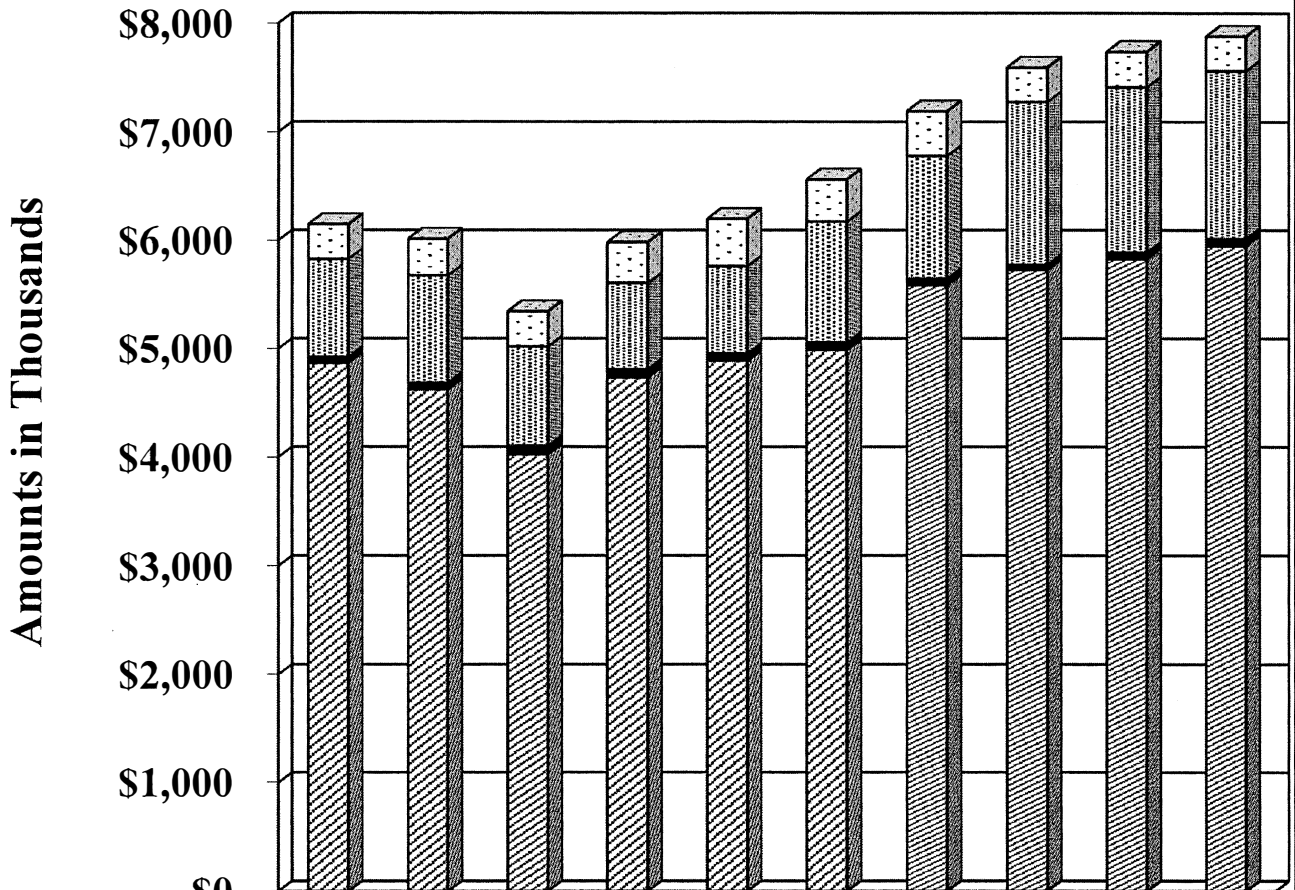
(concluded)

County of El Paso, Texas
County Clerk
Delia Briones
October 1, 2017 through September 30, 2018

	<u>Fees (1)</u>					
	County Clerk Fees	Court Costs	Beer and Wine Licenses	Sewage Inspection Permits	State Miscellaneous Fees	Totals
October	\$558,080	\$111,466	\$70	\$4,610	\$27,098	\$701,324
November	440,257	101,614	125	5,760	21,455	569,211
December	428,707	95,684	55	2,880	21,416	548,742
January	496,746	129,304	75	5,770	23,886	655,781
February	459,913	120,767	55	9,840	25,612	616,187
March	563,219	137,504	110	5,310	32,048	738,191
April	497,501	124,182	125	6,710	26,351	654,869
May	501,072	132,101	110	4,930	26,727	664,940
June	497,484	157,381	115	5,080	25,479	685,539
July	526,312	170,328		5,355	30,682	732,677
August	550,351	146,465	95	5,450	31,632	733,993
September	429,265	119,628	105	4,910	24,842	578,750
	<u>\$5,948,907</u>	<u>\$1,546,424</u>	<u>\$1,040</u>	<u>\$66,605</u>	<u>\$317,228</u>	<u>\$7,880,204</u>

(1) This table excludes interest income.

County Clerk Fee Collections



Fiscal Years	2009	2010	2011	2012	2013	2014	2015	2016	2017	2018
■ Miscellaneous Fees	\$320	\$336	\$322	\$376	\$437	\$389	\$410	\$316	\$325	\$317
▣ Court Costs	\$906	\$992	\$918	\$797	\$806	\$1,116	\$1,132	\$1,500	\$1,522	\$1,546
■ Licenses & Permits	\$55	\$63	\$78	\$79	\$70	\$70	\$64	\$47	\$60	\$68
▣ Clerk's Fees	\$4,868	\$4,622	\$4,025	\$4,731	\$4,886	\$4,988	\$5,584	\$5,729	\$5,830	\$5,949

County of El Paso, Texas
County Clerk
Miscellaneous Fees
October 1, 2017 through September 30, 2018

Criminal Collections:

By Financial Recovery Division and
EPC CSCD:

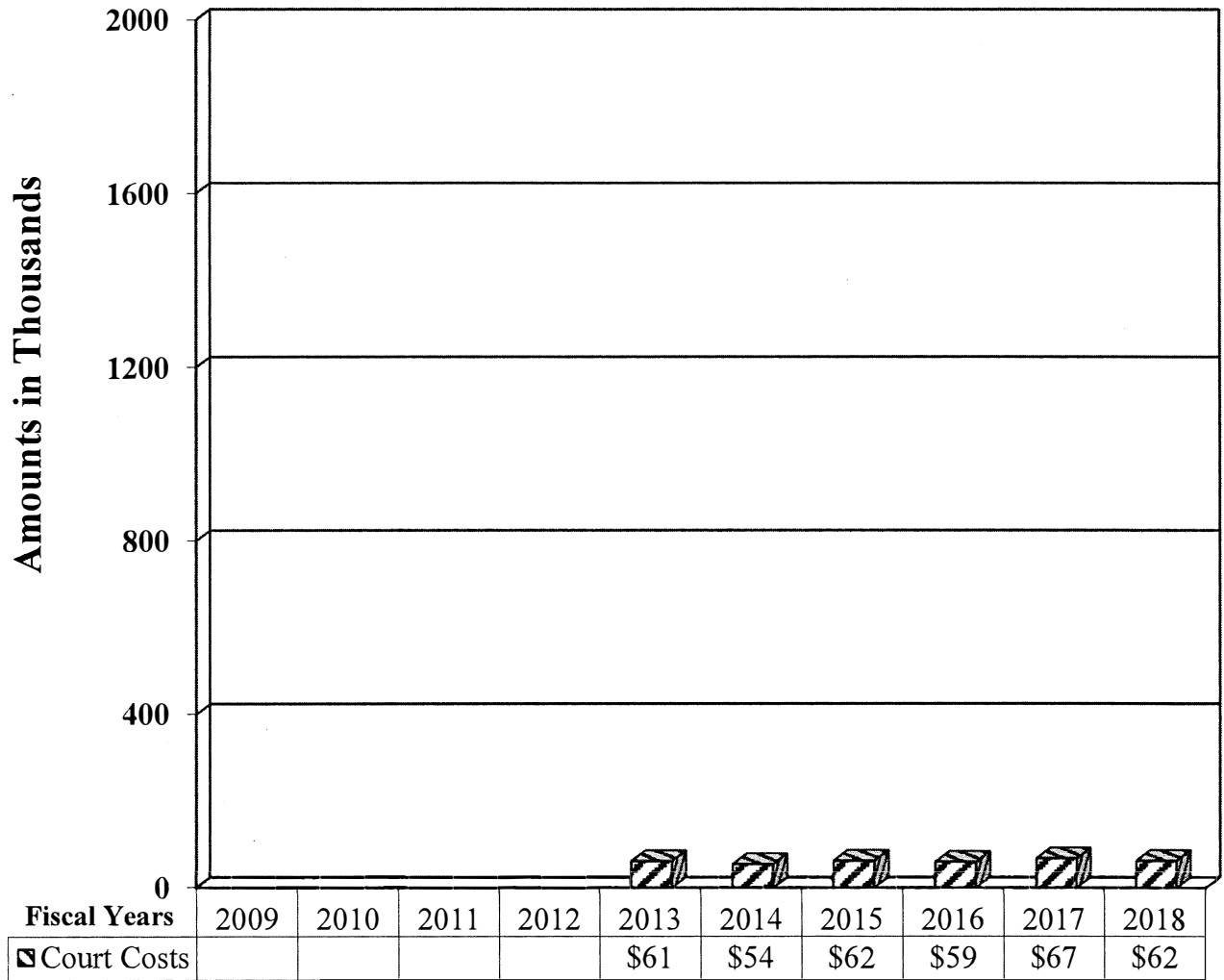
	County Court Costs	State Court Costs	Totals
October			
November			
December			
January			
February			
March			
April			
May			
June			
July			
August			
September			
<hr/>			
Total Criminal Collections			
<hr/>			

Civil Collections:

By County Clerk:

October	\$3,237	\$698	\$3,935
November	3,269	524	3,793
December	3,935	486	4,421
January	4,123	534	4,657
February	8,029	619	8,648
March	4,140	507	4,647
April	4,581	578	5,159
May	4,560	481	5,041
June	4,040	543	4,583
July	4,532	493	5,025
August	4,766	683	5,449
September	6,551	528	7,079
<hr/>			
Total Civil Collections	55,763	6,674	62,437
<hr/>			
Total Collections	\$55,763	\$6,674	\$62,437
<hr/>			

County Clerk Miscellaneous Fees



**County of El Paso, Texas
County Administration
Financial Recovery Division
October 1, 2017 through September 30, 2018**

Fees (1)

Collections:

County Court Costs and Fees:

Constable Fees	\$297	
County Clerk CCC-DWI-PD	35,943	
County Clerk's Fees	178,342	
Court Appointed Attorney Fees	4,463	
Courthouse Security	10,656	
Judicial Support County (SJPC)	1,788	
Juvenile Case Management Fee	725	
Fines	1,299,345	
Jury Fees	12,049	
Local Crime Stoppers	3,392	
Other Fees	12,004	
Prosecuting Attorney Fees	43,335	
Records Management Fees	74,645	
Sheriff Fees	77,079	
Time Payment Fees	21,696	
	21,696	\$1,775,759

State Court Costs:

Compensation for Victims of Crime	26,085	
Consolidated Court Costs Fees	260,938	
Correctional Management Institute Fee	1	
Department of Public Safety	5,161	
DNA Testing Fee	9,145	
Emergency Medical System	96,294	
Fugitive Apprehension	28	
Judicial and Court Personnel Training	10	
Juvenile Crime and Delinquency Fees	2	
State Traffic Fee	115	
Texas Alcohol Beverage Commission	35	
Texas Judicial Fund	25,526	
Time Payment Fees	21,760	
University of Texas-El Paso	149	
Judiciary Support State (SJFS)	16,081	
Drug Court Fund (DWI-DCF)	107,354	
Indigent Defense Fund (IDF)	5,950	
State E-filing System	14,611	
	14,611	589,245

Other Collections:

Restitution Fees	4,823	4,823
------------------	-------	-------

Total Collections		\$2,369,827
-------------------	--	-------------

Disbursements:

General Fund		\$1,690,458
Courthouse Security		10,656
Records Management and Preservation		74,645
State of Texas		589,245
Others		4,823
Total Disbursements		\$2,369,827

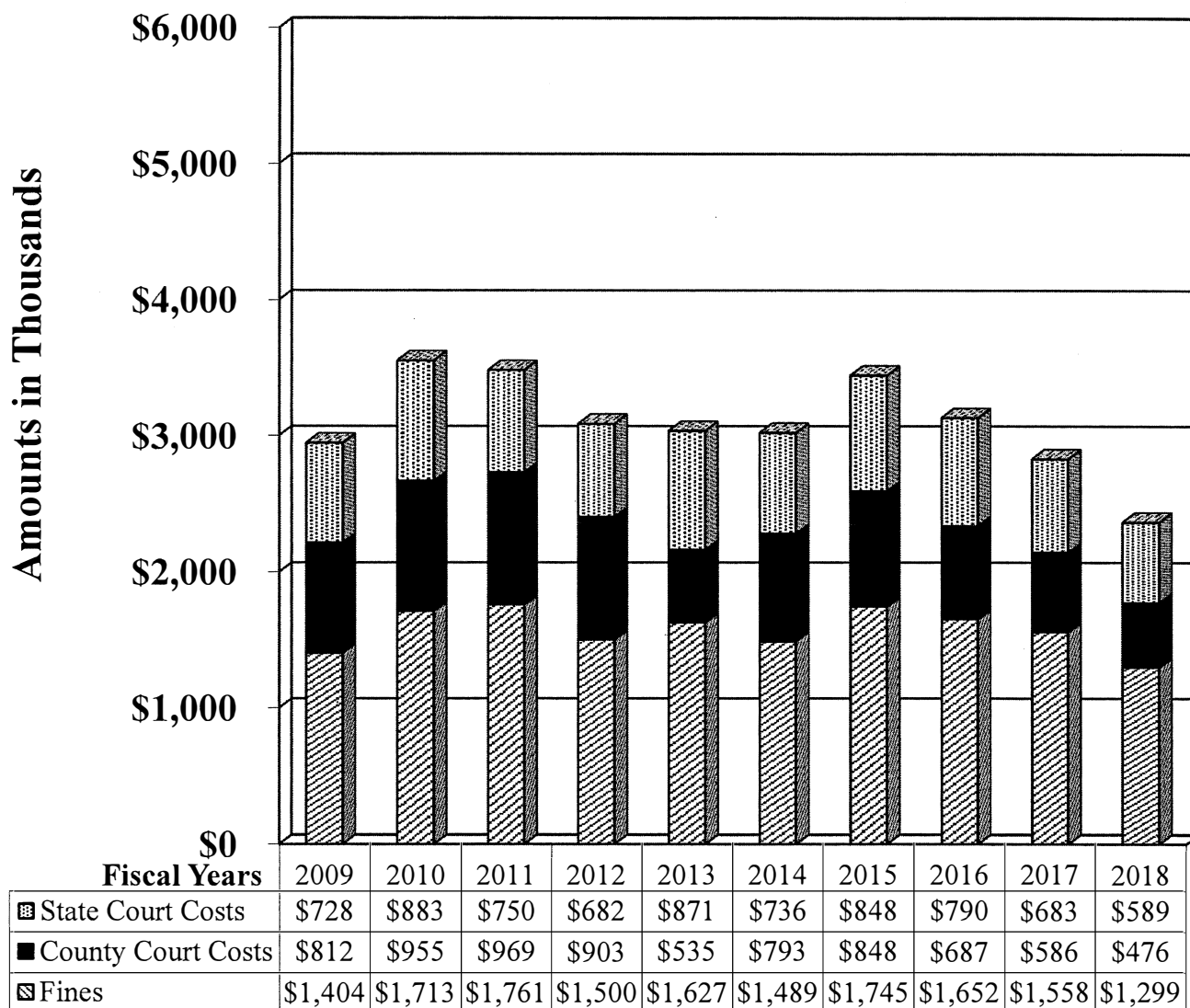
(1) In addition to total collections, an amount of \$1,026,228 was collected for the Justices of the Peace.

**County of El Paso, Texas
County Administration
Financial Recovery Division
October 1, 2017 through September 30, 2018**

Fees

	County Clerk Fees	Courthouse Security	Records Management Fees	Other County Court Costs and Fees	Fines	State Court Costs	Other Fees	Totals
October	\$15,427	\$908	\$6,374	\$17,639	\$110,859	\$48,970	\$1,315	\$201,492
November	14,737	864	6,158	17,667	104,595	46,869		190,890
December	13,035	741	5,294	16,428	88,351	41,574	48	165,471
January	14,093	816	5,712	16,138	109,663	44,823	73	191,318
February	15,605	935	6,643	20,414	125,395	52,967	291	222,250
March	16,765	1,025	7,209	19,791	143,136	57,169	73	245,168
April	14,707	895	6,274	16,836	110,995	49,549	121	199,377
May	14,930	896	6,248	18,716	104,675	50,148	38	195,651
June	14,142	842	5,877	16,209	85,910	46,330		169,310
July	14,974	889	6,210	17,265	92,429	48,745	837	181,349
August	15,543	956	6,541	18,412	121,440	52,955	1,598	217,445
September	14,384	889	6,105	17,256	101,897	49,146	429	190,106
Totals	\$178,342	\$10,656	\$74,645	\$212,771	\$1,299,345	\$589,245	\$4,823	\$2,369,827

County Administration Financial Recovery Division Criminal Fee Collections



County of El Paso, Texas
County Sheriff
Richard Wiles
October 1, 2017 through September 30, 2018

Funds and Fees

Collections:

Interest Income:

N.O.W. Account		\$519
----------------	--	-------

By Sheriff:

Prisoner Maintenance:

Federal Prisoners	\$22,682,640	
City of El Paso Prisoners	374,088	
U.S. Extradition Service, LLC	8,489	
Weekender Prisoner	640	
	23,065,857	23,065,857

Miscellaneous:

Bail Bond Posting Fee	169,950	
Executions and Orders of Sale	159,044	
Foreign Civil Costs	58,105	
Identification Records	34,898	
Alarm Permit	8,160	
Sexually Oriented Business	14,275	
Special Events	1,560	
Bail Bond Background Application Fees	4,186	
Other	450,178	450,178

Total Collections by Sheriff		23,516,554
------------------------------	--	------------

By Other County Offices:

County Clerk	160,208	
Financial Recovery Division	77,079	
District Clerk	371,634	
Justices of the Peace	59,241	
	668,162	668,162

Total Funds and Fees Collected		\$24,184,716
--------------------------------	--	--------------

Disbursements:

To County Treasury:

Prisoner Maintenance:		
U. S. Marshall	\$22,682,640	
City of El Paso	374,088	
U.S. Extradition Service, LLC	8,489	
Weekender Prisoner	640	
	\$23,065,857	\$23,065,857

N. O. W. Account Interest Earned		519
Miscellaneous Fees		450,178

Total Direct Disbursements to County Treasury		23,516,554
---	--	------------

Disbursements to County by Other Offices:

County Clerk	160,208	
Financial Recovery Division	77,079	
District Clerk	371,634	
Justices of the Peace	59,241	
	668,162	668,162

Total Disbursements		\$24,184,716
---------------------	--	--------------

County of El Paso, Texas
County Sheriff
Richard Wiles
October 1, 2017 through September 30, 2018

Funds and Fees (1)

Collections:

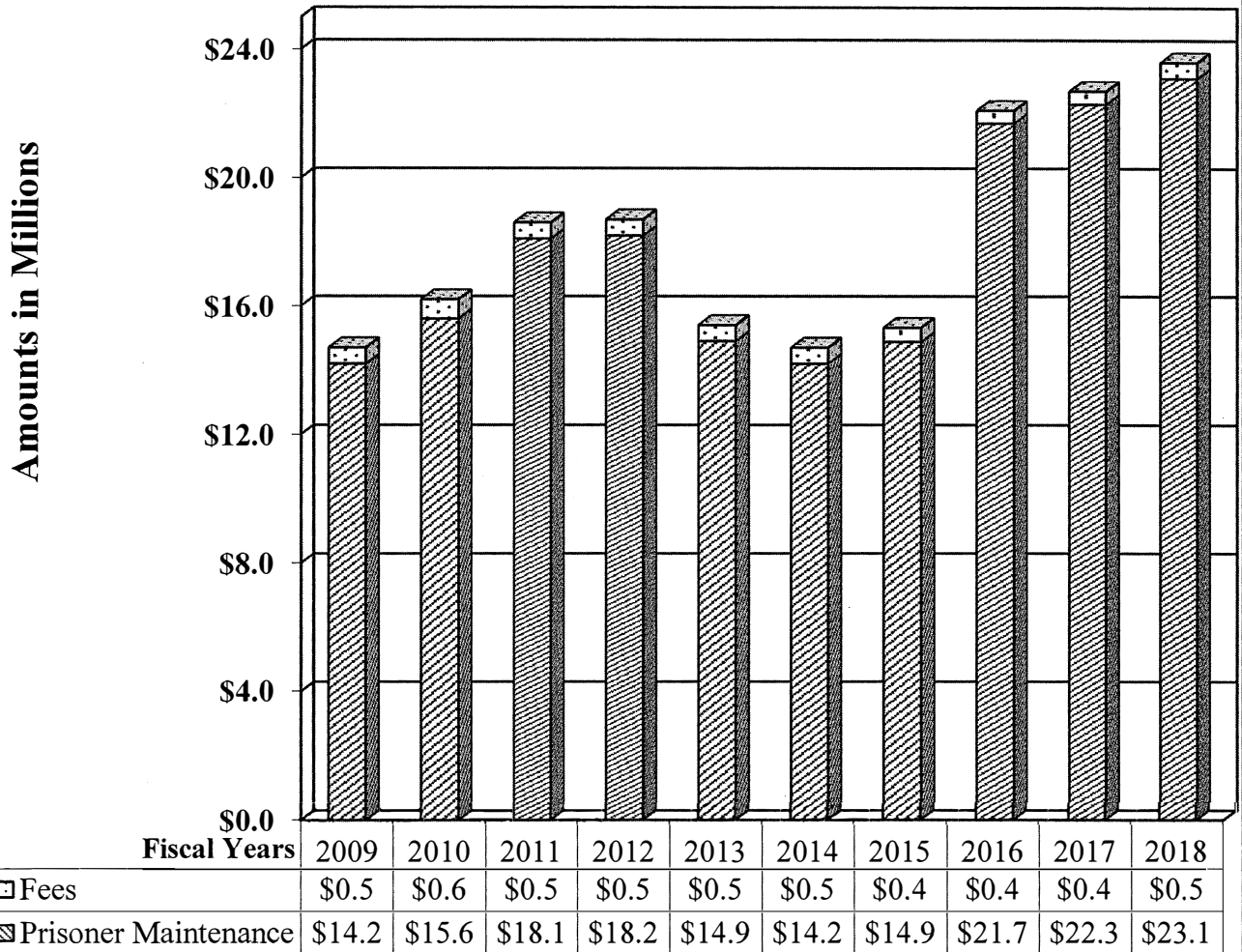
	Prisoner Maintenance	Miscellaneous	By Other County Officers	Totals
October	\$1,714,134	\$38,188	\$60,863	\$1,813,185
November	1,848,214	35,660	25,888	1,909,762
December	1,974,711	28,420	79,606	2,082,737
January	1,872,934	36,562	30,042	1,939,538
February	1,796,294	34,612	77,489	1,908,395
March	2,106,193	41,976	60,008	2,208,177
April	2,134,570	30,032	44,619	2,209,221
May	2,299,792	48,426	66,101	2,414,319
June	2,009,734	40,690	51,021	2,101,445
July	1,828,128	36,491	69,179	1,933,798
August	1,817,338	39,587	47,527	1,904,452
September	1,663,815	39,534	55,819	1,759,168
Totals	<u>\$23,065,857</u>	<u>\$450,178</u>	<u>\$668,162</u>	<u>\$24,184,197</u>

Collections by Justices of the Peace:

	Misdemeanor Totals
Robert T. Pearson, Precinct No. 1 (Northwest)	\$861
Brian J. Haggerty, Precinct No. 2 (Northeast)	3,024
Guadalupe Aponte, Precinct No. 3 (Central)	397
Jesus Urenda, Precinct No. 4 (East)	4,814
John Chatman, Precinct No. 5 (Lower Valley)	3,281
Ruben Lujan, Precinct No. 6, Place 1 (Clint)	19,118
Enedina Nina Serna, Precinct No. 6, Place 2 (Far East)	16,465
Steve Anderson, Precinct No. 7 (Vinton)	<u>11,281</u>
Total Collections by Justice of the Peace	<u>\$59,241</u>

(1) This table excludes the interest income.

County Sheriff Funds and Fees Collected



County of El Paso, Texas
County Tax Assessor-Collector
Ruben P. Gonzalez
October 1, 2017 through September 30, 2018

Funds and Fees

Collections:

Interest Income:

N. O. W. Account	\$7,228
------------------	---------

Fees:

County	21,517,327
--------	------------

Funds:

County	\$183,729,619	
State	150,792,952	
Total Funds	334,522,571	
Total Collections	\$356,047,126	

Disbursements:

Remitted to County Treasury:

N. O. W. Account Interest	\$7,228
Fees of Office	21,517,327
Funds of Office	183,729,619

Other Remittances:

State	150,792,952
Total Disbursements	\$356,047,126

County of El Paso, Texas
County Tax Assessor-Collector
Ruben P. Gonzalez
October 1, 2017 through September 30, 2018

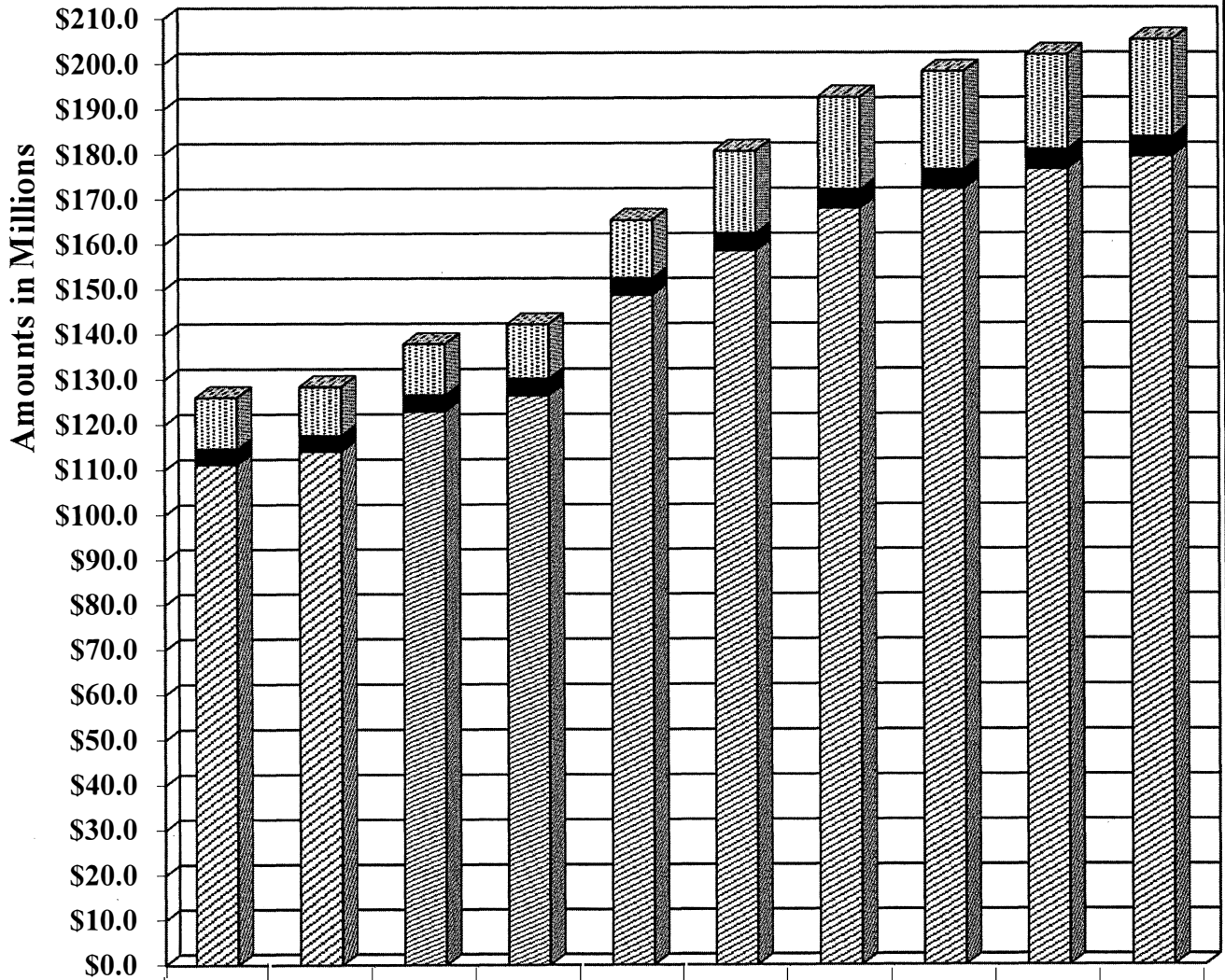
	<u>Funds</u>	
	<u>County</u>	<u>State</u>
<u>Ad Valorem Taxes:</u>		
Current Taxes	\$177,893,290	
Delinquent Taxes	588,999	
Penalties and Interest	955,955	
State Delinquent Taxes	<u>0</u>	
Total Ad Valorem Taxes	179,438,244	
<u>Other Funds:</u>		
Vehicle Registrations	360,000	\$47,399,404
Beer and Wine Licenses	89,374	
Hotel Occupancy Taxes	3,842,001	
State Titles		1,498,456
Vehicle Sales Taxes (Comptroller)		101,153,722
Road and Bridge		0
Farms Fees		2,025
Rebuilt Fees		<u>739,345</u>
Total Other Funds	<u>4,291,375</u>	<u>150,792,952</u>
Total Funds	<u><u>\$183,729,619</u></u>	<u><u>\$150,792,952</u></u>

County of El Paso, Texas
County Tax Assessor-Collector
Ruben P. Gonzalez
October 1, 2017 through September 30, 2018

Disbursements

	N. O. W. Account Interest	Fees	Funds	County Totals	State Totals
October	\$428	\$1,277,294	\$3,955,120	\$5,232,842	\$12,525,442
November	476	1,139,609	8,387,592	9,527,677	10,758,128
December	854	1,163,304	77,535,247	78,699,405	11,028,054
January	703	1,358,992	60,485,739	61,845,434	12,721,021
February	745	1,335,307	22,841,225	24,177,277	11,475,729
March	534	1,670,132	3,019,566	4,690,232	14,712,279
April	766	6,409,760	1,919,785	8,330,311	10,075,032
May	845	1,640,110	1,869,089	3,510,044	14,198,455
June	452	1,391,916	939,166	2,331,534	13,233,634
July	480	1,447,892	1,815,656	3,264,028	13,885,506
August	495	1,499,489	681,037	2,181,021	14,581,363
September	450	1,183,522	280,397	1,464,369	11,598,309
Totals	\$7,228	\$21,517,327	\$183,729,619	\$205,254,174	\$150,792,952

County Tax Assessor-Collector County Funds



Fiscal Years	2009	2010	2011	2012	2013	2014	2015	2016	2017	2018
■ Fees	\$11.3	\$10.7	\$11.3	\$12.0	\$12.9	\$18.2	\$20.4	\$21.7	\$21.0	\$21.5
■ Funds	\$3.5	\$3.6	\$3.6	\$3.8	\$3.7	\$3.9	\$4.2	\$4.3	\$4.3	\$4.3
▨ Taxes	\$111.2	\$114.1	\$122.9	\$126.4	\$148.7	\$158.5	\$167.9	\$172.2	\$176.6	\$179.4

County of El Paso, Texas
District Clerk
Norma Favela Barceleanu
October 1, 2017 through September 30, 2018

Fees

Collections:

Fines and Court Costs:

Alternative Dispute Resolution Fund	\$144,476	
Bond Forfeitures	367,571	
Court Reporter Fees	287,859	
Courthouse Security	53,069	
District Clerk Fees	1,568,521	
District Clerk Record Management	244,470	
Court Records Preservation Fund	105,210	
Domestic Relations	127,366	
Fines	200	
Family Protection Fees	45,986	
Jury Fees	50,345	
Jury Fines	273,133	
Legal Service Fees	95,754	
Library Fees	337,186	
Non-Disclosure Fees	1,008	
Records Management and Preservation Fund	12,309	
Sheriff Fees	371,634	
County Atty Protective Orders	402	
Support of the State Judiciary Fund	444,046	
Judicial and Court Personnel Training Fees	47,517	
Eight District Court Of Appeals	47,242	
State eFiling System Fund	316,428	
Texas Judicial Fund	<u>493,968</u>	\$5,435,700 (1)

Miscellaneous:

Fees collected for other Counties	23,873	
Refundable Fees	6,647	
Juror Donations	14,674	
Passport Acceptance Fees	<u>402,465</u>	<u>447,659</u>

Total Collections	<u><u>\$5,883,359</u></u>
-------------------	---------------------------

Disbursements:

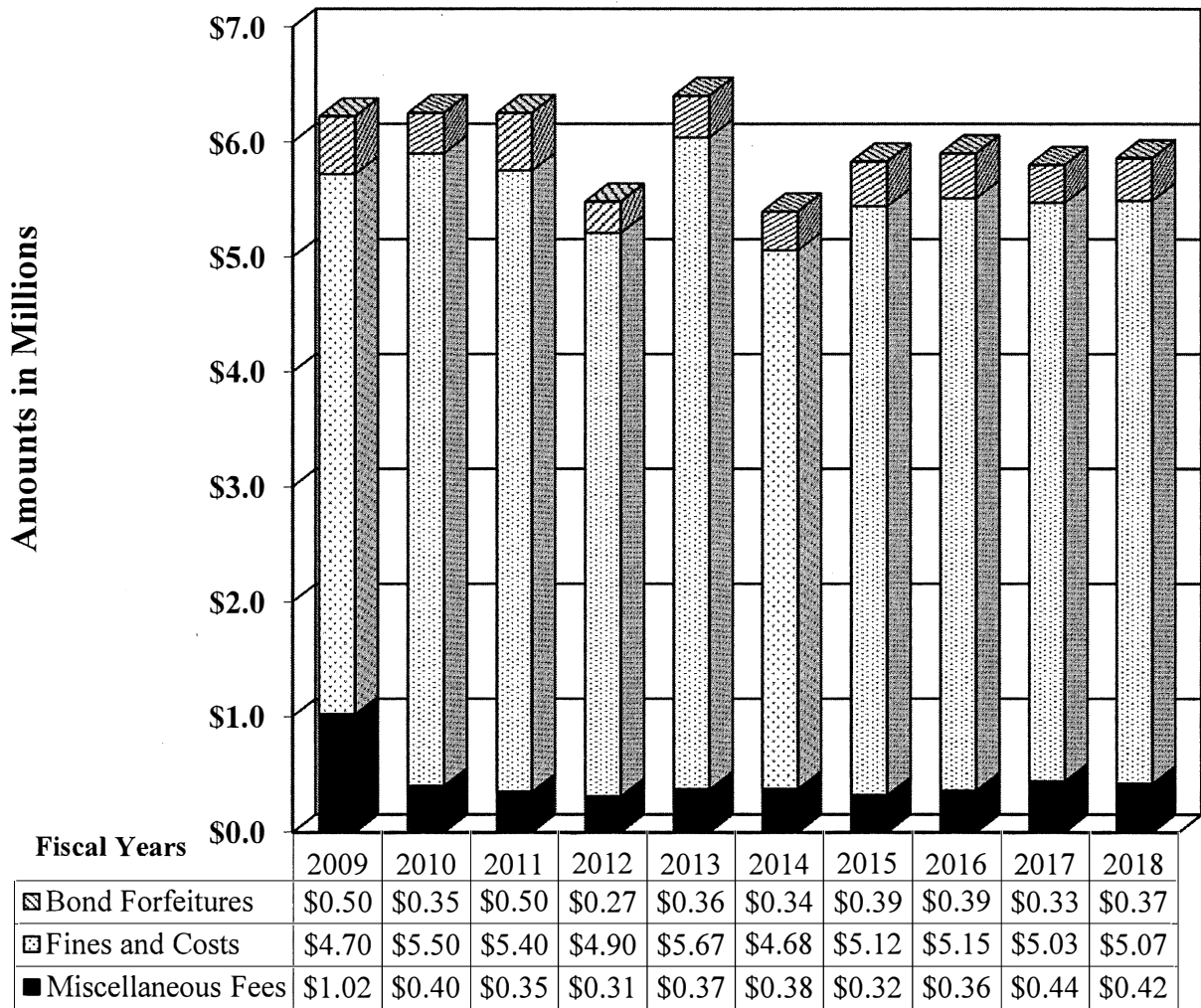
General Fund	\$3,187,458
State	1,441,175
Law Library Fund	337,186
Records Management and Preservation Fund	12,309
District Clerk Fees Record Management Fund	244,470
Family Protection Fee Fund	45,986
Courthouse Security Fund	53,069
Sheriff	371,634
County Atty Protective Orders	402
Juror Donations	14,674
Others	30,520
Alternative Dispute Resolution Fund	<u>144,476</u>
Total Disbursements	<u><u>\$5,883,359</u></u>

County of El Paso, Texas
District Clerk
Norma Favela Barceleau
October 1, 2017 through September 30, 2018

Month	Fines and Court Costs	Bond Forfeitures	Miscellaneous Fees	Other Fees	Total
October	\$431,226	\$7,816	\$24,412	\$2,983	\$466,437
November	385,967	53,837	24,511	2,577	466,892
December	393,584	115	18,566	1,357	413,622
January	391,026	69,453	25,101	2,191	487,771
February	465,167	70,777	30,575	1,979	568,498
March	438,556	15,550	49,864	4,158	508,128
April	401,131	16,401	44,437	1,014	462,983
May	445,572	20,293	46,547	4,110	516,522
June	397,195	33,871	44,096	3,303	478,465
July	396,762	29,462	45,747	2,557	474,528
August	495,130	40,111	40,027	1,805	577,073
September	426,813	9,885	23,256	2,486	462,440
Total	\$5,068,129	\$367,571	\$417,139	\$30,520	\$5,883,359

(1) This table excludes interest income.

District Clerk Collections



**County of El Paso, Texas
District Clerk
Miscellaneous Fees
October 1, 2017 through September 30, 2018**

Criminal Collections:

By Financial Recovery Division and
EPC CSCD:

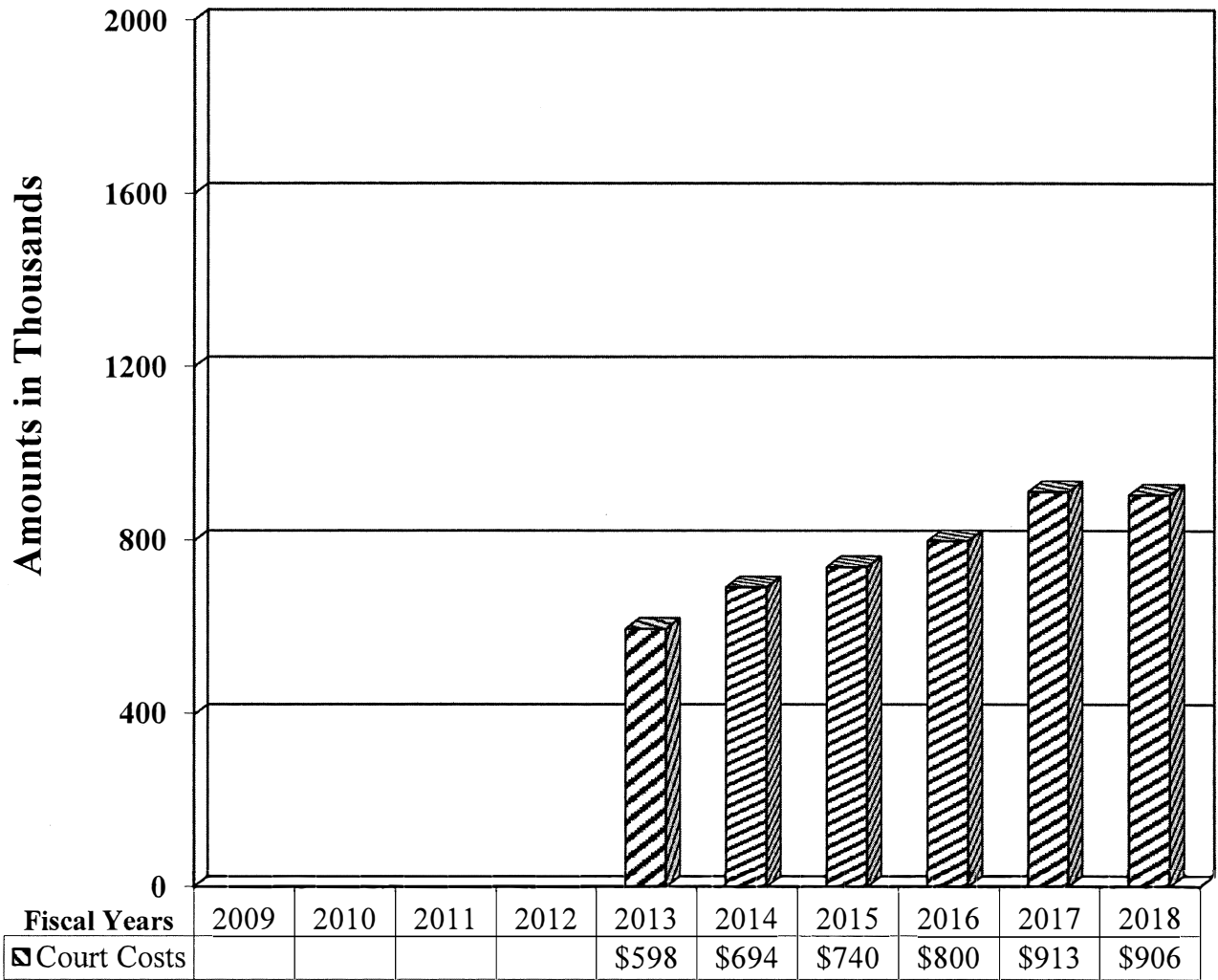
	County Court Costs	State Court Costs	Totals
October			
November			
December			
January			
February			
March			
April			
May			
June			
July			
August			
September			
<hr/>			
Total Criminal Collections			
<hr/>			

Civil Collections:

By District Clerk:

October	\$53,980	\$6,875	\$60,855
November	54,704	8,353	63,057
December	42,611	5,709	48,320
January	53,854	6,142	59,996
February	62,873	8,504	71,377
March	88,820	9,467	98,287
April	76,376	7,768	84,144
May	85,247	11,110	96,357
June	79,262	9,408	88,670
July	81,135	7,759	88,894
August	77,078	7,393	84,471
September	53,750	8,100	61,850
<hr/>			
Total Civil Collections	809,690	96,588	906,278
<hr/>			
Total Collections	\$809,690	\$96,588	\$906,278
<hr/>			

District Clerk Miscellaneous Fees



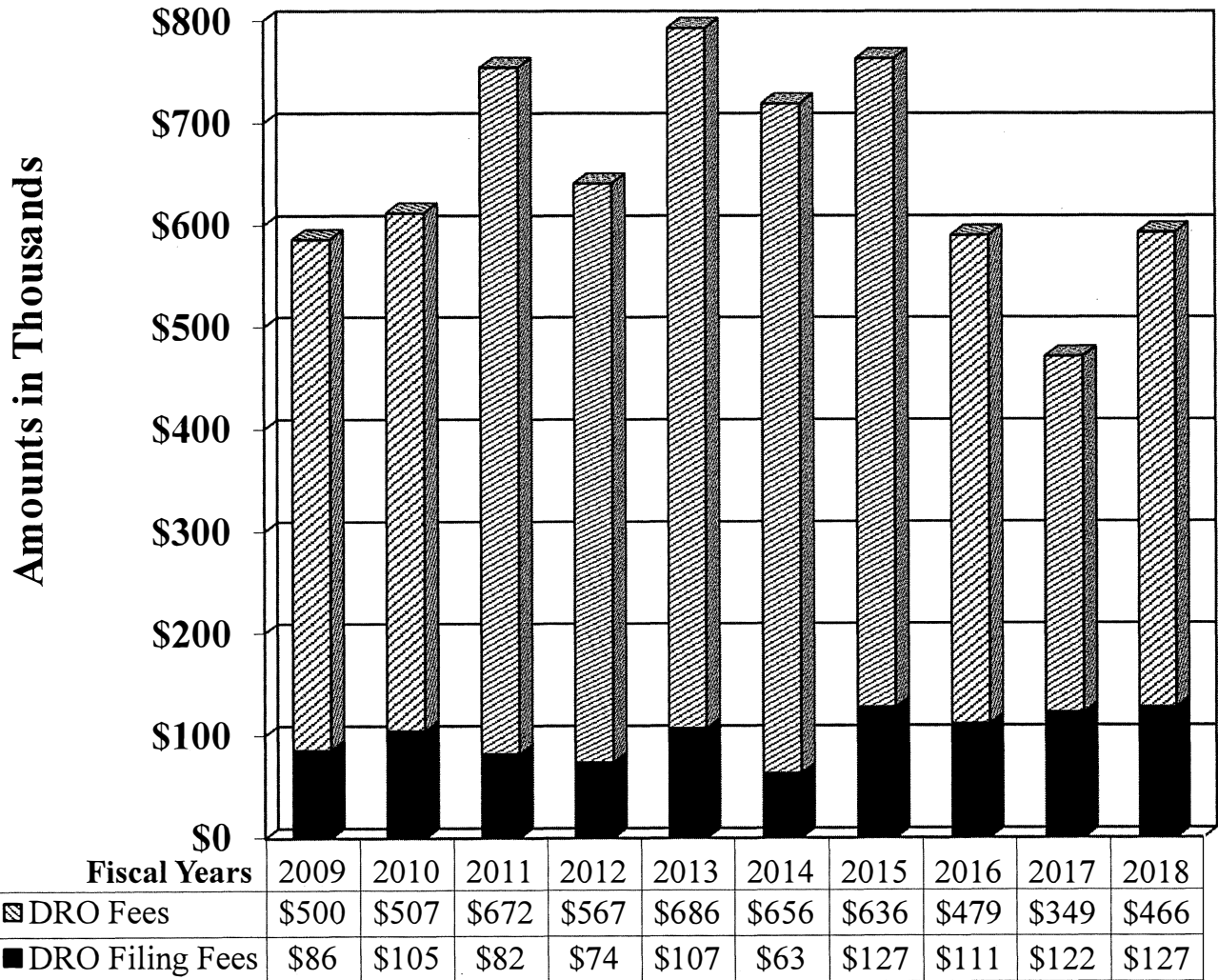
County of El Paso, Texas
Domestic Relations Office
Brian Stanley, Executive Director
October 1, 2017 through September 30, 2018

Child Support Division

Collections:

	DRO	DRO Filing Fees	DRO Service	State	Totals
	Fees	Collected by District Clerk	Collected by District Clerk	Disbursements	
October	\$23,898	\$5,362	\$4,716		\$33,976
November	19,827	4,771	5,112		29,710
December	31,140	5,164	4,358	\$32,666	73,328
January	37,502	5,527	5,112	32,837	80,978
February	44,922	6,112	5,544	18,836	75,414
March	34,817	6,108	7,380	34,607	82,912
April	31,334	5,162	5,832	46,779	89,107
May	48,138	4,977	6,444	19,804	79,363
June	47,144	4,551	5,796	48,545	106,036
July	45,298	4,179	5,076	20,367	74,920
August	55,168	5,329	5,220	50,721	116,438
September	46,918	4,515	5,004	36,227	92,664
Totals	\$466,106	\$61,757	\$65,594	\$341,389	\$934,846

Domestic Relations Office Collections



County of El Paso, Texas
EPC CSCD
Magdalena Morales-Aina, Director
October 1, 2017 through September 30, 2018

Funds and Fees

Collections:

County Court Costs:

Attorney Fees	\$185	
County Service Evaluation Fees	274,292	
El Paso Crime Stoppers	12,017	
Fines	2,382	
346 E.P Veterans Court Program	15,105	
Total County Court Costs	\$303,981	\$303,981

State Court Costs:

Compensation to Victims of Crime Fund	4,370	
DNA Testing Fees	7,264	
Sex Offender Fees	7,173	
Total State Court Costs	18,807	18,807

City Court Cost

EPPD Lab Fees	15,536	15,536
---------------	--------	--------

Adult Probation Funds:

Administrative Fees	29,556	
Drug Court PGM 243 rd Drug Cases	9,633	
PR Bond Occupational Lic Interlock Fees	61,546	
SAFPF Program Fees	12,198	
UA Lab Testing Fees	2,179	
Pre-trial Intervention Program Fees	540,357	
PR Probation Fees	1,960,720	
Total Adult Probation Funds	2,616,189	2,616,189

Restitution Funds:

Restitution	945,252	945,252
Total Collections		\$3,899,765

Disbursements:

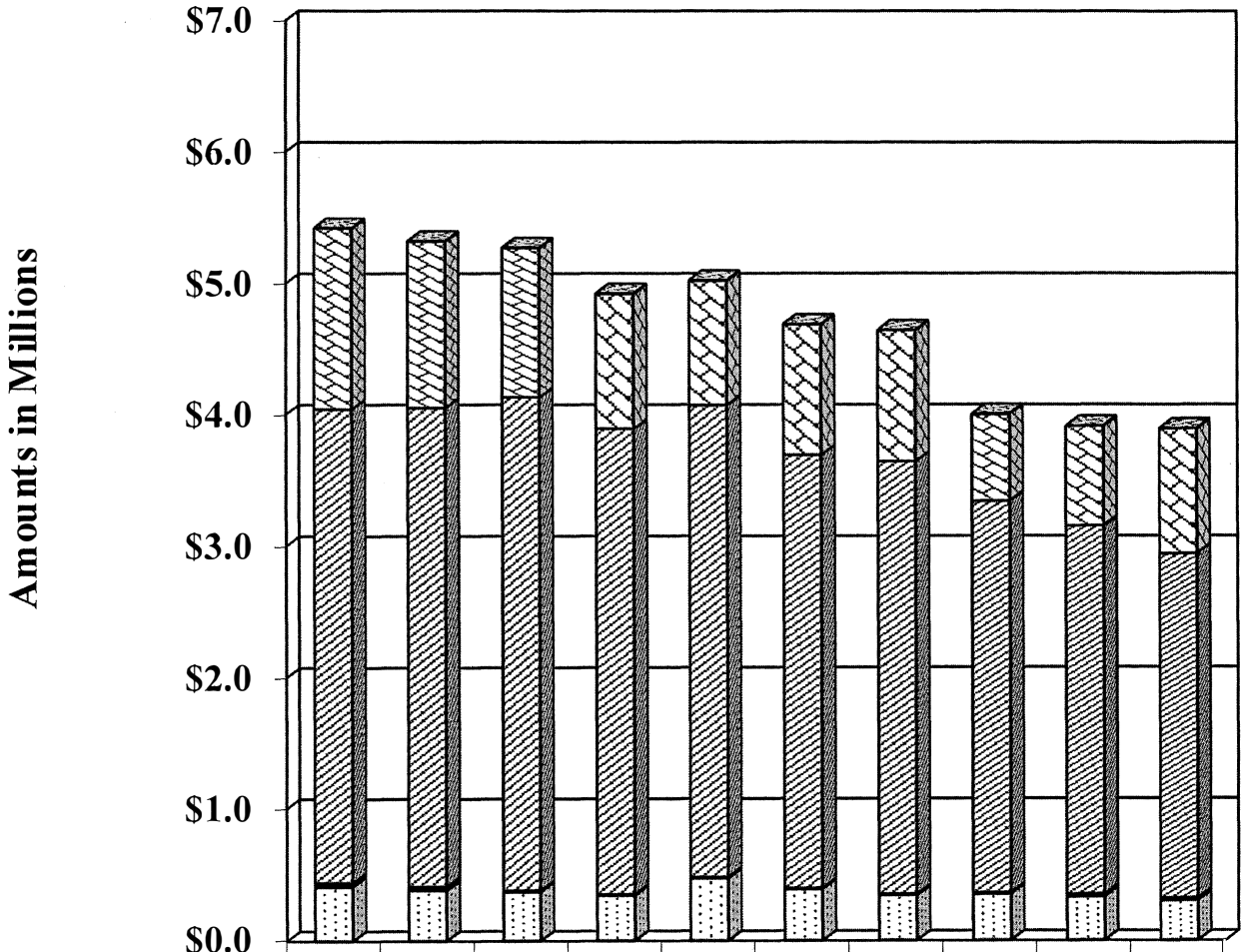
Adult Probation Funds	\$2,616,189	
County	303,981	
Restitution Recipients	945,252	
State	18,807	
City	15,536	
Total Disbursements	\$3,899,765	\$3,899,765

County of El Paso, Texas
EPC CSCD
Magdalena Morales-Aina, Director
October 1, 2017 through September 30, 2018

Funds and Fees

	County Court Costs	State Court Costs	Adult Probation Funds	Restitution	City	Totals
October	\$26,615	\$890	\$204,713	\$86,558	\$1,748	\$320,524
November	22,999	822	191,755	49,279	1,118	265,973
December	22,643	1,780	184,851	39,412	1,162	249,848
January	26,334	1,242	207,138	62,658	1,030	298,402
February	31,678	1,673	254,660	75,526	1,300	364,837
March	31,029	3,565	286,113	99,914	1,553	422,174
April	28,511	1,809	232,413	191,168	1,794	455,695
May	24,468	1,357	232,358	67,468	1,110	326,761
June	20,324	1,499	203,052	72,553	1,242	298,670
July	21,153	1,192	199,757	87,738	1,016	310,856
August	23,068	1,512	210,013	43,031	1,517	279,141
September	25,159	1,466	209,366	69,947	946	306,884
TOTALS	\$303,981	\$18,807	\$2,616,189	\$945,252	\$15,536	\$3,899,765

EPC CSCD



Fiscal Years	2009	2010	2011	2012	2013	2014	2015	2016	2017	2018
Restitution Funds	\$1.38	\$1.27	\$1.14	\$1.03	\$0.95	\$1.00	\$1.00	\$0.66	\$0.76	\$0.95
Probation Funds	\$3.60	\$3.64	\$3.75	\$3.54	\$3.59	\$3.29	\$3.29	\$2.98	\$2.80	\$2.62
State Court Costs	\$0.03	\$0.03	\$0.01	\$0.01	\$0.01	\$0.01	\$0.01	\$0.01	\$0.02	\$0.02
County Court Costs	\$0.41	\$0.38	\$0.37	\$0.34	\$0.47	\$0.39	\$0.34	\$0.35	\$0.33	\$0.30

County of El Paso, Texas
Constables - All Precincts
October 1, 2017 through September 30, 2018

Fines and Fees

Collections:

By Justice of the Peace

Criminal Fines and Fees (1)

	JP1	JP2	JP3	JP4	JP5	JP6	JP6	JP7	Total
Oscar Ugarte, Precinct No. 1	\$19,084		\$1,981	\$5,866	\$4,215	\$4,094	\$7,878	\$6,355	\$49,473
Jeremiah M. Haggerty, Precinct No. 2			1,361	1,083	200		2,498		5,142
Hector J. Bernal, Precinct No. 3	2,369		31,638	8,048	7,351	1,309	3,783	1,602	56,100
Luis Aguilar, Precinct No. 4	409			93,570		584	1,764		96,327
Manny Lopez, Precinct No. 5			2,193	3,796	92,958	408	2,008		101,363
Javier Garcia, Precinct No. 6	4,445	\$1,084	6,658	20,560	21,784	23,952	60,970	4,524	143,977
Angie Sommers, Precinct No. 7	1,186		784	3,810	784	1,075	1,388	72,189	81,216
Total Misdemeanors	27,493	1,084	44,615	136,733	127,292	31,422	80,289	84,670	533,598

By Justice of the Peace for Constables

Constable Warrant Fees

Criminal

Oscar Ugarte, Precinct No. 1	8,663	40	70	135		5	15	5	8,933
Jeremiah M. Haggerty, Precinct No. 2		3,692			10		5		3,707
Hector J. Bernal, Precinct No. 3		5	16,128	15					16,148
Luis Aguilar, Precinct No. 4	47	45	20	18,326		30		75	18,543
Manny Lopez, Precinct No. 5					20,685				20,685
Javier Garcia, Precinct No. 6			20	90	10	25,335	37,140		62,595
Angie Sommers, Precinct No. 7	24	120	25		5			8,545	8,719
Total Misdemeanors	8,734	3,902	16,263	18,566	20,710	25,370	37,160	8,625	139,330

Civil and Small Claims

	125,110	163,209	85,320	120,250	118,992	44,410	60,835	47,000	765,126
--	---------	---------	--------	---------	---------	--------	--------	--------	---------

Total	\$161,337	\$168,195	\$146,198	\$275,549	\$266,994	\$101,202	\$178,284	\$140,295	\$1,438,054
-------	-----------	-----------	-----------	-----------	-----------	-----------	-----------	-----------	-------------

Foreign Civil

Oscar Ugarte, Precinct No. 1									1,165
Jeremiah M. Haggerty, Precinct No. 2									1,995
Hector J. Bernal, Precinct No. 3									4,305
Luis Aguilar, Precinct No. 4									2,937
Manny Lopez, Precinct No. 5									1,455
Javier Garcia, Precinct No. 6									1,345
Angie Sommers, Precinct No. 7									1,025
Total Foreign Civil									14,227

Total Collections									\$1,452,281
-------------------	--	--	--	--	--	--	--	--	-------------

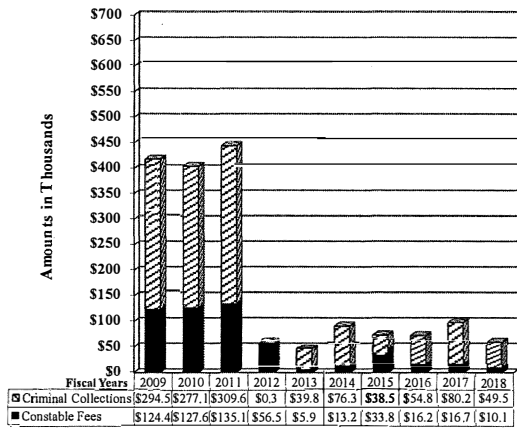
Disbursements:

To County Treasury

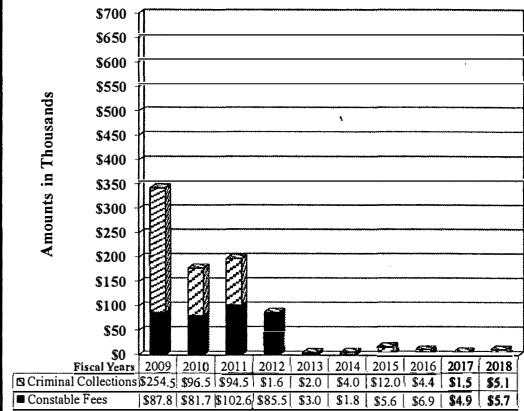
Total Disbursements									\$1,452,281
---------------------	--	--	--	--	--	--	--	--	-------------

(1) Criminal fines and fees exclude warrant fees, which are reflected separately in this table and in the graphs that follow.

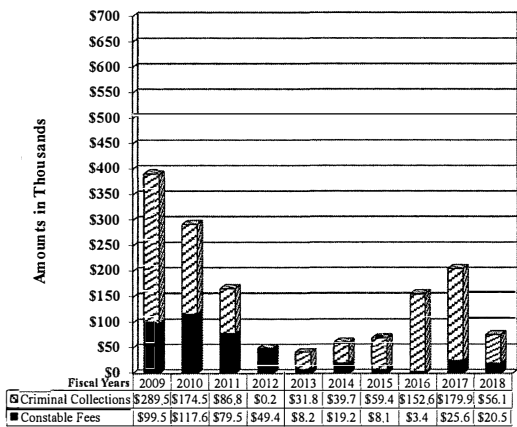
Constable Precinct No. 1 Fines and Fees



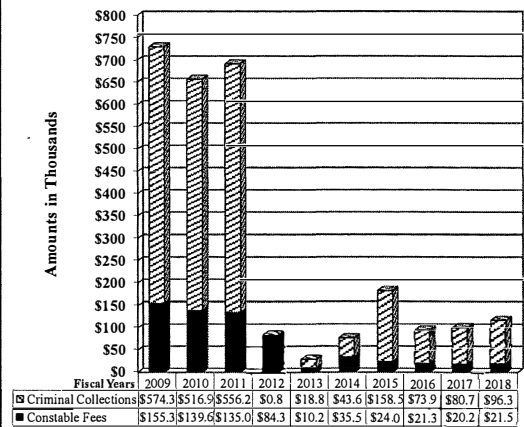
Constable Precinct No. 2 Fines and Fees



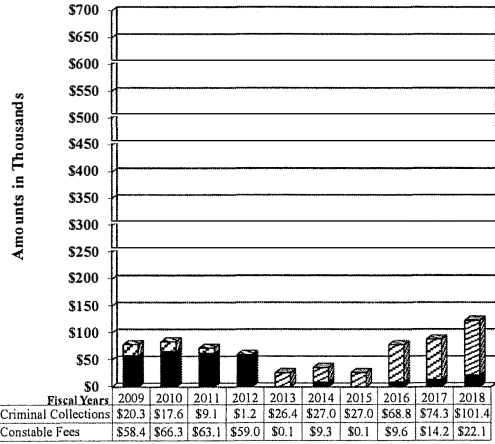
Constable Precinct No. 3 Fines and Fees



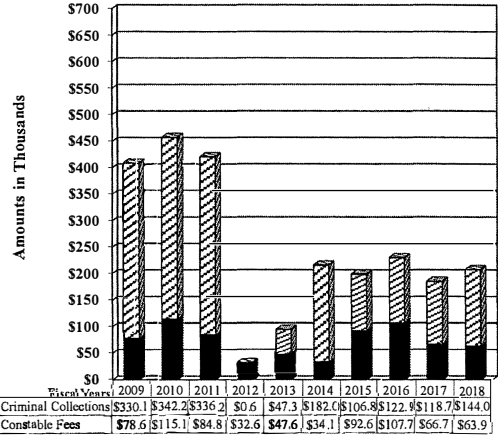
Constable Precinct No. 4 Fines and Fees



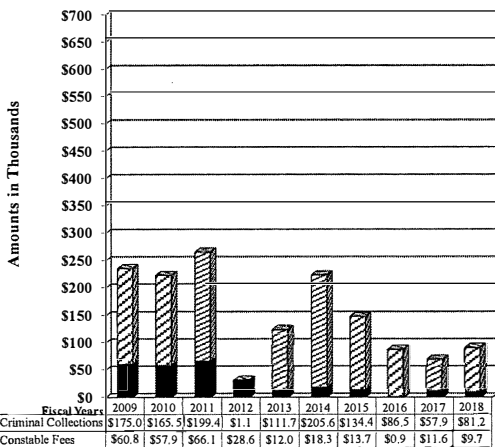
**Constable Precinct No. 5
Fines and Fees**



**Constable Precinct No. 6
Fines and Fees**



**Constable Precinct No. 7
Fines and Fees**



County of El Paso, Texas
Justice of the Peace - All Precincts
October 1, 2017 and September 30, 2018

Fines and Fees

Collections:

Misdemeanor Fees:

Canutillo Independent School District	\$50	
Child Abuse Prevention Fees	75	
Child Restraint Fees	1	
Child Safety Fund	2,961	
Clint Independent School District	794	
Collection Agency Fees	74,750	
Compensation to Victims of Crime Fund	823	
Consolidated Court Costs	937,232	
Correctional Management Institute of Texas	16	
County Traffic Fees	43,179	
Courthouse Security	71,331	
Criminal Justice Planning Fund	10	
El Paso Academy West	50	
El Paso Independent School District	1,078	
Fabens Independent School District	181	
Failure to Appear-County	53	
Failure to Appear-Omni	79	
Failure to Appear-State	263	
Fines	2,133,666	
Fugitive Apprehension Fund	241	
General Revenue Fund	6	
Indigent Defense Fees	46,601	
Jury Service Fees	93,478	
Justice and Court Personnel Training Fund	96	
Justice Court Building Security Fund	23,690	
Justice Court Technology Fund	94,941	
Justice Fees	185,046	
Juvenile Crime and Delinquency	20	
Juvenile Case Management Fund	118,334	
Law Enforcement Education Fund	13	
Operators and Chauffeurs License Fund	75	
Returned Check Fees	30	
San Elizario Independent School District	425	
Socorro Independent School District	1,033	
Seatbelt Violations Fines	17,655	
Special Expense Fees	488,666	
State Traffic Fees	429,354	
Support of the Judiciary Fund-County	14,022	
Support of the Judiciary Fund-State	126,051	
Texas Law Enforcement Officer's Fund	1,260	
Time Payment Fees	114,848	
Truancy Fines (School Districts)	770	
County Truancy Prevention and Diversion Fund	22,294	
State Truancy Prevention and Diversion Fund	22,293	\$5,067,834

(continued)

County of El Paso, Texas
Justice of the Peace - All Precincts
October 1, 2017 and September 30, 2018

Fines and Fees

Arrest Fees:

Animal Control	\$10	
Arrest Fees- Other	10,720	
Canutillo Independent School District	7	
Clint Independent School District	86	
Constable Pct 1	8,933	
Constable Pct 2	3,707	
Constable Pct 3	16,148	
Constable Pct 4	18,543	
Constable Pct 5	20,685	
Constable Pct 6	62,595	
Constable Pct 7	8,719	
Department of Public Safety	38,344	
El Paso Independent School District	2,052	
El Paso Sheriff's Office	59,241	
Fabens Independent School District	8	
Texas Parks and Wildlife	267	
San Elizario Independent School District	21	
Socorro Independent School District	1,827	
Texas Alcoholic Beverage Commission	20	
Texas Parks and Wildlife Fines	2,007	
University of Texas at El Paso	250	
Ysleta Independent School District	236	<u>\$254,426</u>
Total Misdemeanor and Arrest Fees		<u>5,322,260 (1)</u>

Civil Cases:

Constable Fees	765,126	
County Attorney Commissions	32,859	
Judicial and Court Personnel Training Fees	78,060	
Jury Fees	1,628	
Justice Fees	409,039	
Legal Service Fees	95,840	
State eFiling System Fund	159,776	<u>1,542,328</u>

Total Collections \$6,864,588

Disbursements to:

Arrest Fees- Other	\$12,311	
Collection Agency	74,750	
County of El Paso	4,578,424	
El Paso Independent School District	2,052	
OMNI	79	
Socorro Independent School District	1,827	
State of Texas	2,190,528	
Ysleta Independent School District	236	<u>\$6,860,207</u>

Truancy:

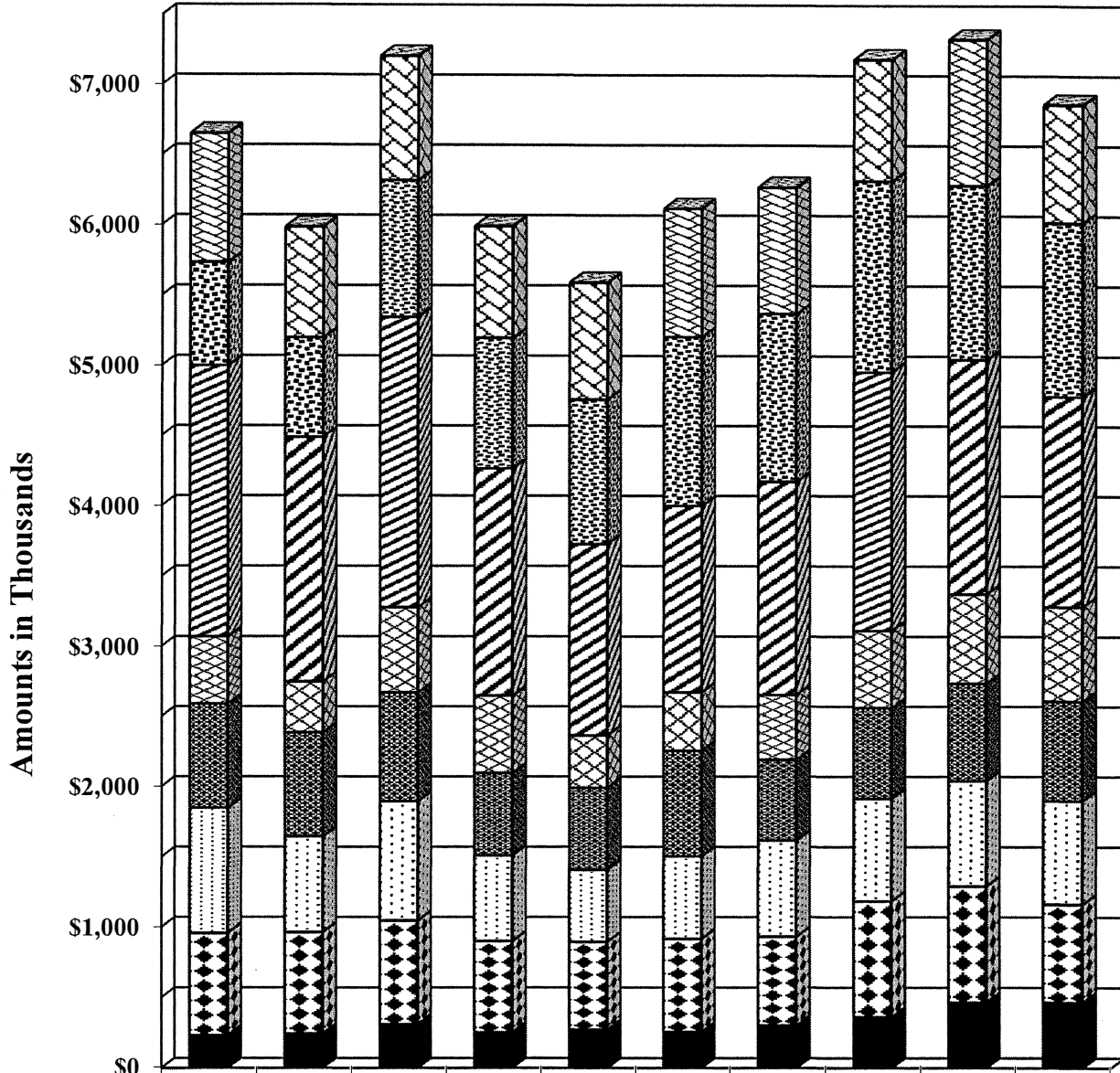
Canutillo Independent School District	50	
Clint Independent School District	794	
El Paso Academy West	50	
El Paso Independent School District	1,078	
Fabens Independent School District	181	
San Elizario Independent School District	425	
Socorro Independent School District	1,033	
Ysleta Independent School District	770	<u>4,381</u>

Total Disbursements \$6,864,588

(concluded)

(1): Of the \$5,322,260 in misdemeanor and arrest fees, the Financial Recovery Division collected \$1,026,228 and Sheriff Department \$8,680.

Justice of the Peace, All Precincts Fines and Fees Collected



Fiscal Years	2009	2010	2011	2012	2013	2014	2015	2016	2017	2018
JP 7	\$914	\$786	\$886	\$794	\$832	\$913	\$899	\$866	\$1,040	\$840
JP 6-2	\$737	\$710	\$970	\$933	\$1,031	\$1,206	\$1,200	\$1,360	\$1,240	\$1,241
JP 6-1	\$1,929	\$1,741	\$2,069	\$1,617	\$1,364	\$1,327	\$1,517	\$1,845	\$1,674	\$1,500
JP 5	\$480	\$362	\$608	\$553	\$372	\$417	\$463	\$553	\$637	\$676
JP 4	\$741	\$742	\$774	\$584	\$583	\$751	\$575	\$645	\$697	\$708
JP 3	\$891	\$680	\$848	\$611	\$514	\$588	\$685	\$730	\$747	\$738
JP 2	\$725	\$720	\$736	\$647	\$624	\$661	\$630	\$824	\$826	\$696
JP 1	\$232	\$243	\$310	\$252	\$271	\$255	\$301	\$360	\$465	\$465

County of El Paso, Texas
Justice of the Peace - Precinct No. 1
Judge Robert Pearson
October 1, 2017 to September 30, 2018

Fines and Fees

Collections:

Misdemeanor Fees:

Child Safety Fund	\$140	
Consolidated Court Costs	39,593	
County Traffic Fees	2,362	
County Truancy Prevention and Diversion Fund	1,054	
Courthouse Security	3,183	
El Paso Independent school District	125	
Fines	121,212	
Jury Service Fees	3,952	
Justice Court Building Security Fund	1,061	
Justice Court Technology Fund	4,245	
Justice Fees (Admin.)	6,225	
Juvenile Case Management Fund	5,306	
Indigent Defense Fees	1,976	
Seatbelt Violations Fines	683	
Special Expense Fees	6,856	
State Traffic Fees	23,621	
State Truancy Prevention and Diversion	1,054	
Support of the Judiciary Fund-County	593	
Support of the Judiciary Fund-State	5,334	
Texas Law Enforcement Officer Fund (TLEOF)	61	
Time Payment Fees	2,646	\$231,282

Arrest Fees:

Arrest Fees- Other	1,216	
Constable Pct 1	8,663	
Constable Pct 4	47	
Constable Pct 7	24	
Department of Public Safety	1,395	
El Paso Independent School District	480	
El Paso Sheriff's Office	861	
Texas Parks and Wildlife	48	
University of Texas at El Paso	250	12,984

Total Misdemeanor and Arrest Fees 244,266 (1)

Civil Cases:

Constable Fees	125,110	
Judicial and Court Personnel Training Fees	10,030	
Jury Fees	286	
Justice Fees	52,461	
Legal Service Fees	12,342	
State eFiling System Fund	20,570	220,799

Total Collections \$465,065

Disbursements to:

Arrest Fees- Other	\$1,216	
County of El Paso	337,439	
El Paso Independent School District	480	
State of Texas	125,805	\$464,940

Truancy:

El Paso Independent school District	125	125

Total Disbursements \$465,065

(1) Of the \$244,266 in misdemeanor and arrest fees, the Financial Recovery Division collected \$29,076 and the Sheriff's Department collected \$628.

County of El Paso, Texas
Justice of the Peace - Precinct No. 2
Judge Brian J. Haggerty
October 1, 2017 through September 30, 2018

Fines and Fees

Collections:

Misdemeanor Fees:

Child Abuse Prevention Fees	\$51	
Child Safety Fund	447	
Collection Agency Fees	8,181	
Compensation to Victims of Crime Fund	30	
Truancy Prevention and Diversion Fund-State	1,861	
Consolidated Court Costs	77,668	
Correctional Management Institute of Texas	1	
County Traffic Fees	4,381	
Courthouse Security	5,928	
Truancy Prevention and Diversion Fund-County	1,861	
El Paso Independent School District (Truancy)	700	
Failure to Appear-County	20	
Failure to Appear-OMNI	30	
Failure to Appear-State	100	
Fines	203,719	
Fugitive Apprehension Fund	10	
Indigent Defense Fees	3,858	
Jury Service Fees	7,755	
Justice and Court Personnel Training Fund	4	
Justice Court Building Security Fund	1,971	
Justice Court Technology Fund	7,903	
Justice Fees (Admin.)	13,029	
Juvenile Crime and Delinquency	1	
Juvenile Case Management Fund	9,829	
Seatbelt Violation Fines	1,513	
State Traffic Fees	43,775	
Support of the Judiciary Fund-County	1,163	
Support of the Judiciary Fund-State	10,451	
Texas Law Enforcement Officer Fund (TLEOF)	126	
Ysleta Independent School District (Truancy)	20	
Time Payment Fees	1,900	\$408,286

Arrest Fees:

Arrest Fees- Other	1,508	
Constable Pct 1	40	
Constable Pct 2	3,692	
Constable Pct 3	5	
Constable Pct 4	45	
Constable Pct 7	120	
Department of Public Safety	4,952	
El Paso Independent School District	85	
El Paso Sheriff's Office	3,024	
Texas Parks and Wildlife	5	
Ysleta Independent School District	17	13,493

Total Misdemeanor and Arrest Fees 421,779 (1)

Civil Cases:

Constable Fees	163,209	
Judicial and Court Personnel Training Fees	11,433	
Jury Fees	264	
Justice Fees	61,646	
Legal Service Fees	14,153	
State eFiling System Fund	23,596	274,301

Total Collections \$696,080

Disbursements to:

Arrest Fees- Other	\$1,508	
Collection Agency	8,181	
County of El Paso	476,276	
El Paso Independent School District	85	
OMNI	30	
State of Texas	209,263	
Ysleta Independent School District	17	\$695,360

Truancy:

Ysleta Independent School District	20	
El Paso Independent school District	700	720

Total Disbursements \$696,080

(1) Of the \$421,779 in misdemeanor and arrest fees, the Financial Recovery Division collected \$10,210 and the Sheriff Department collected \$200.

County of El Paso, Texas
Justice of the Peace - Precinct No. 3
Judge Guadalupe Aponte
October 1, 2017 to September 30, 2018

Fines and Fees

Collections:

Misdemeanor Fees:

Child Safety Fund	\$125	
Collection Agency Fees	7,386	
Compensation to Victims of Crime Fund	153	
Consolidated Court Costs	80,034	
Correctional Management Institute of Texas	4	
County Traffic Fees	4,984	
County Truancy Prevention and Diversion Fund	1,962	
Courthouse Security	6,344	
El Paso Independent school District	143	
Fines	261,677	
Fugitive Apprehension Fund	52	
Jury Service Fees	7,953	
Justice and Court Personnel Training Fund	19	
Justice Court Building Security Fund	2,097	
Justice Court Technology Fund	8,425	
Justice Fees (Admin.)	13,561	
Juvenile Crime and Delinquency	5	
Juvenile Case Management Fund	10,475	
Indigent Defense Fees	3,949	
Seatbelt Violations Fines	1,020	
Special Expense Fees	4,870	
State Traffic Fees	49,068	
State Truancy Prevention and Diversion	1,962	
Support of the Judiciary Fund-County	1,194	
Support of the Judiciary Fund-State	10,709	
Texas Law Enforcement Officer Fund (TLEOF)	127	
Time Payment Fees	11,621	\$489,919

Arrest Fees:

Arrest Fees- Other	6,433	
Constable Pct 1	70	
Constable Pct 3	16,128	
Constable Pct 4	20	
Constable Pct 6	20	
Constable Pct 7	25	
Department of Public Safety	1,324	
El Paso Independent School District	1,004	
El Paso Sheriff's Office	397	
Texas Parks and Wildlife	66	
Texas Parks and Wildlife Fines	1,591	27,078

Total Misdemeanor and Arrest Fees \$16,997 (1)

Civil Cases:

Constable Fees	85,320	
County Attorney Commissions	4,395	
Judicial and Court Personnel Training Fees	14,020	
Jury Fees	440	
Justice Fees	71,700	
Legal Service Fees	16,800	
State eFiling System Fund	28,020	220,695

Total Collections \$737,692

Disbursements to:

Arrest Fees- Other	\$8,024	
Collection Agency	7,386	
County of El Paso	491,464	
El Paso Independent School District	1,004	
State of Texas	229,671	\$737,549

Truancy:

El Paso Independent school District	143	143
-------------------------------------	-----	-----

Total Disbursements \$737,692

(1) Of the \$516,997 in misdemeanor and arrest fees, the Financial Recovery Division collected \$116,319 and the Sheriff's Department collected \$264.

County of El Paso, Texas
Justice of the Peace - Precinct No. 4
Judge Jesus Urenda
October 1, 2017 to September 30, 2018

Fines and Fees

Collections:

Misdemeanor Fees:

Child Abuse Prevention Fees	\$24	
Child Safety Fund	1,152	
Collection Agency Fees	3,873	
Compensation to Victims of Crime Fund	280	
Consolidated Court Costs	84,025	
Correctional Management Institute of Texas	7	
County Traffic Fees	4,391	
Courthouse Security	6,429	
Criminal Justice Planning Fund	5	
Fines	227,625	
Fugitive Apprehension Fund	88	
General Revenue Fund	3	
Jury Service Fees	8,333	
Justice and Court Personnel Training Fund	36	
Justice Court Building Security Fund	2,115	
Justice Court Technology Fund	8,512	
Justice Fees (Admin.)	14,247	
Juvenile Crime and Delinquency	8	
Juvenile Case Management Fund	10,568	
Indigent Defense Fees	4,159	
Law Enforcement Education Fund	4	
Socorro Independent School District	475	
Seatbelt Violations Fines	3,029	
Special Expense Fees	550	
State Traffic Fees	43,464	
Support of the Judiciary Fund-County	1,250	
Support of the Judiciary Fund-State	11,238	
Texas Law Enforcement Officer Fund (TLEOF)	110	
Time Payment Fees	9,159	
Truancy Prevention and Diversion Fund-County	2,010	
Truancy Prevention and Diversion Fund-State	2,010	
Ysleta Independent School District (Truancy)	450	\$449,629

Arrest Fees:

Arrest Fees- Other	133	
Constable Pct 1	135	
Constable Pct 3	15	
Constable Pct 4	18,326	
Constable Pct 6	90	
Department of Public Safety	3,486	
El Paso Independent School District	138	
El Paso Sheriff's Office	4,814	
Socorro Independent School District	677	
Texas Alcoholic Beverage Commission	15	
Ysleta Independent School District	185	28,014
Total Misdemeanor and Arrest Fees		477,643 (1)

Civil Cases:

Constable Fees	120,250	
Judicial and Court Personnel Training Fees	11,495	
Jury Fees	176	
Justice Fees	60,708	
Legal Service Fees	14,130	
State eFiling System Fund	23,550	230,309
Total Collections		\$707,952

Disbursements to:

Arrest Fees- Other	\$133	
Collection Agency	3,873	
County of El Paso	480,894	
El Paso Independent School District	138	
Socorro Independent School District	677	
State of Texas	221,127	
Ysleta Independent School District	185	\$707,027

Truancy:

Socorro Independent School District	475	
Ysleta Independent School District	450	925
Total Disbursements		\$707,952

(1) Of the \$477,643 in misdemeanor and arrest fees, the Financial Recovery Division collected \$105,925 and the Sheriff's Department collected \$1,087.

County of El Paso, Texas
Justice of the Peace - Precinct No. 5
Judge John Chatman
October 1, 2017 to September 30, 2018

Fines and Fees

Collections:

Misdemeanor Fees:

Child Safety Fund	\$137	
Collection Agency Fees	16,999	
Consolidated Court Costs	65,936	
County Traffic Fees	2,676	
County Truancy Prevention and Diversion Fund	1,603	
Courthouse Security	4,977	
Fines	235,441	
Jury Service Fees	6,594	
Justice Court Building Security Fund	1,660	
Justice Court Technology Fund	6,636	
Justice Fees (Admin.)	10,621	
Juvenile Case Management Fund	8,305	
Indigent Defense Fees	3,296	
Returned Check Fees	30	
Seatbelt Violations Fines	2,913	
Special Expense Fees	3,608	
State Traffic Fees	26,763	
State Truancy Prevention and Diversion	1,601	
Support of the Judiciary Fund-County	989	
Support of the Judiciary Fund-State	8,902	
Texas Law Enforcement Officer Fund (TLEOF)	85	
Time Payment Fees	7,241	
Ysleta Independent School District (Truancy)	300	
	<hr/>	\$417,313

Arrest Fees:

Arrest Fees- Other	746	
Constable Pct 2	10	
Constable Pct 5	20,685	
Constable Pct 6	10	
Constable Pct 7	5	
Department of Public Safety	4,043	
El Paso Sheriff's Office	3,281	
San Elizario ISD	5	
Socorro Independent School District	5	
Texas Parks and Wildlife Fines	26	
Ysleta Independent School District	34	
	<hr/>	28,850

Total Misdemeanor and Arrest Fees 446,163 (1)

Civil Cases:

Constable Fees	118,992	
Judicial and Court Personnel Training Fees	11,410	
Jury Fees	176	
Justice Fees	60,925	
Legal Service Fees	14,346	
State eFiling System Fund	23,920	
	<hr/>	229,769

Total Collections 675,932

Disbursements to:

Arrest Fees- Other	\$746	
Collection Agency	16,999	
County of El Paso	480,039	
Socorro Independent School District	5	
State of Texas	177,809	
Ysleta Independent School District	34	
	<hr/>	\$675,632

Truancy:

Ysleta Independent School District	300	300
	<hr/>	<hr/>

Total Disbursements \$675,932

(1) Of the \$446,163 in misdemeanor and arrest fees, the Financial Recovery Division collected \$96,888 and the Sheriff's Department collected \$167.

County of El Paso, Texas
Justice of the Peace - Precinct No. 6 Place 1
Judge Ruben Lujan
October 1, 2017 to September 30, 2018

Fines and Fees

Collections:

Misdemeanor Fees:

Child Safety Fund	\$653	
Clint Independent School District	694	
Collection Agency Fees	14,452	
Compensation to Victims of Crime Fund	10	
Consolidated Court Costs	250,847	
County Traffic Fees	9,279	
Courthouse Security	18,925	
Fabens Independent School District	181	
Fines	445,098	
Jury Service Fees	25,058	
Justice Court Building Security Fund	6,301	
Justice Court Technology Fund	25,235	
Justice Fees (Admin.)	59,357	
Juvenile Case Management Fund	31,460	
Indigent Defense Fees	12,481	
Law Enforcement Education Fund	5	
San Elizario Independent School District	425	
Socorro Independent School District	558	
Seatbelt Violations Fines	4,520	
Special Expense Fees	202,124	
State Traffic Fees	92,053	
Support of the Judiciary Fund-County	3,758	
Support of the Judiciary Fund-State	33,778	
Texas Law Enforcement Officer Fund (TLEOF)	278	
Time Payment Fees	51,258	
Truancy Prevention and Diversion Fund-County	5,895	
Truancy Prevention and Diversion Fund-State	5,895	
	5,895	\$1,300,578

Arrest Fees:

Arrest Fees- Other	177	
Clint ISD	81	
Constable Pct 1	5	
Constable Pct 4	30	
Constable Pct 6	25,335	
Department of Public Safety	10,598	
El Paso Sheriff's Office	19,118	
Fabens ISD	8	
Texas Parks and Wildlife	78	
San Elizario ISD	16	
Socorro Independent School District	935	
Texas Parks and Wildlife Fines	305	
	305	56,686

Total Misdemeanor and Arrest Fees 1,357,264 (1)

Civil Cases:

Constable Fees	44,410	
County Attorney Commissions	16,250	
Judicial and Court Personnel Training Fees	9,000	
Jury Fees	22	
Justice Fees	44,878	
Legal Service Fees	10,704	
State eFiling System Fund	17,840	
	17,840	143,104

Total Collections \$1,500,368

Disbursements to:

Arrest Fees- Other	\$177	
Collection Agency	14,452	
County of El Paso	961,421	
Socorro Independent School District	935	
State of Texas	521,525	
	521,525	\$1,498,510

Truancy:

Clint Independent School District	694	
Fabens Independent School District	181	
San Elizario Independent School District	425	
Socorro Independent School District	558	
	558	1,858

Total Disbursements \$1,500,368

(1) Of the \$1,357,264 in misdemeanor and arrest fees, Financial Recovery Division collected \$387,305 and the Sheriff's Department collected \$1,725.

County of El Paso, Texas
Justice of the Peace - Precinct No. 6 Place 2
Judge Enedina Nina Serna
October 1, 2017 to September 30, 2018

Fines and Fees

Collections:

Misdemeanor Fees:

Child Restraint Fees	\$1	
Child Safety Fund	60	
Clint Independent School District	100	
Collection Agency Fees	15,576	
Consolidated Court Costs	214,308	
County Traffic Fees	8,627	
Courthouse Security	16,131	
Fines	250,967	
Jury Service Fees	21,427	
Justice Court Building Security Fund	5,378	
Justice Court Technology Fund	21,508	
Justice Fees (Admin.)	37,944	
Juvenile Case Management Fund	26,886	
Indigent Defense Fees	10,713	
Seatbelt Violations Fines	1,734	
Special Expense Fees	270,215	
State Traffic Fees	86,263	
Support of the Judiciary Fund-County	3,215	
Support of the Judiciary Fund-State	28,925	
Texas Law Enforcement Officer Fund (TLEOF)	268	
Time Payment Fees	13,148	
County Truancy Prevention and Diversion Fund	4,984	
State Truancy Prevention and Diversion Fund	4,984	\$1,043,362

Arrest Fees:

Arrest Fees- Other	249	
Clint ISD	5	
Constable Pct 1	15	
Constable Pct 2	5	
Constable Pct 6	37,140	
Department of Public Safety	9,749	
El Paso Sheriff's Office	16,465	
Texas Parks and Wildlife	10	
Socorro Independent School District	210	
Texas Alcoholic Beverage Commission	5	63,853

Total Misdemeanor and Arrest Fees 1,107,215 (1)

Civil Cases:

Constable Fees	60,835	
County Attorney Commissions	12,214	
Judicial and Court Personnel Training Fees	6,385	
Jury Fees	66	
Justice Fees	33,424	
Legal Service Fees	7,914	
State eFiling System Fund	13,200	134,038

Total Collections \$ 1,241,253

Disbursements to:

Arrest Fees- Other	\$249	
Collection Agency	15,576	
County of El Paso	793,967	
Socorro Independent School District	210	
State of Texas	431,151	\$1,241,153

Truancy:

Clint Independent School District	100	100
-----------------------------------	-----	-----

Total Disbursements \$1,241,253

(1) Of the \$1,107,215 in misdemeanor and arrest fees, the Financial Recovery Division collected \$53,816 and the Sheriff's Department collected \$3,724.

County of El Paso, Texas
Justice of the Peace - Precinct No. 7
Judge Steve E. Anderson
October 1, 2017 to September 30, 2018

Fines and Fees

Collections:

Misdemeanor Fees:

Canutillo Independent school District	\$50	
Child Safety Fund	247	
Collection Agency Fees	8,283	
Compensation to Victims of Crime Fund	350	
Consolidated Court Costs	124,821	
Correctional Management Institute of Texas	4	
County Traffic Fees	6,479	
County Truancy Prevention and Diversion Fund	2,925	
Courthouse Security	9,414	
Criminal Justice Planning Fund	5	
El Paso Academy West	50	
El Paso Independent school District	110	
Failure to Appear-County	33	
Failure to Appear-OMNI	49	
Failure to Appear-State	163	
Fines	387,927	
Fugitive Apprehension Fund	91	
General Revenue Fund	3	
Jury Service Fees	12,406	
Justice and Court Personnel Training Fund	37	
Justice Court Building Security Fund	3,107	
Justice Court Technology Fund	12,477	
Justice Fees (Admin.)	30,062	
Juvenile Crime and Delinquency	6	
Juvenile Case Management Fund	15,505	
Indigent Defense Fees	6,169	
Law Enforcement Education Fund	4	
Operators and Chauffeurs License Fund	75	
Seatbelt Violations Fines	2,243	
Special Expense Fees	443	
State Traffic Fees	64,347	
State Truancy Prevention and Diversion Fund	2,926	
Support of the Judiciary Fund-County	1,860	
Support of the Judiciary Fund-State	16,714	
Texas Law Enforcement Officer Fund (TLEOF)	205	
Time Payment Fees	17,875	\$727,465

Arrest Fees:

Animal Control	10	
Arrest Fees- Other	258	
Canutillo Independent School District	7	
Constable Pct 1	5	
Constable Pct 4	75	
Constable Pct 7	8,545	
Department of Public Safety	2,797	
El Paso Independent School District	345	
El Paso Sheriff's Office	11,281	
Texas Parks and Wildlife	60	
Texas Parks and Wildlife Fines	85	23,468

Total Misdemeanor and Arrest Fees 750,933 (1)

Civil Cases:

Constable Fees	47,000	
Judicial and Court Personnel Training Fees	4,287	
Jury Fees	198	
Justice Fees	23,297	
Legal Service Fees	5,451	
State eFiling System Fund	9,080	89,313

Total Collections \$840,246

Disbursements to:

Arrest Fees- Other	\$258	
Collection Agency	8,283	
County of El Paso	556,925	
El Paso Independent School District	345	
OMNI	49	
State of Texas	274,176	\$840,036

Truancy:

Canutillo Independent School District	50	
El Paso Academy West	50	
El Paso Independent School District	110	210

Total Disbursements \$840,246

(1) Of the \$750,933 in misdemeanor and arrest fees, the Financial Recovery Division collected \$226,689 and the Sheriff's Department collected \$885.

