



Funds and Fees of Office Report For Fiscal Year Ended September 30, 2019

Edward A. Dion, CPA | County Auditor
County Administrative Offices | 800 East Overland, Room 406 | El Paso, Texas 79901
(915) 546-2040 | (915) 546-8172 Fax
EDion@epcounty.com

EL PASO COUNTY, TEXAS
Funds and Fees of Offices Report
For the Fiscal Year Ended September 30, 2019

TABLE OF CONTENTS

	<u>Page No.</u>
Letter of Transmittal.....	1
Funds and Fees Collections - Comparative Summary	3
Total Funds and Fees Collections	4
34 th District Court.....	5
41 st District Court	6
65 th District Court.....	7
120 th District Court.....	8
168 th District Court.....	9
171 st District Court	10
205 th District Court.....	11
210 th District Court.....	12
243 rd District Court.....	13
327 th District Court.....	14
346 th District Court.....	15
346 th Veterans Treatment Court.....	16
383 rd District Court	17
384 th District Court	18
388 th District Court.....	19
409 th District Court.....	20
448 th District Court.....	21
Criminal District Court No. 1	22

EL PASO COUNTY, TEXAS
Funds and Fees of Offices Report
For the Fiscal Year Ended September 30, 2019

TABLE OF CONTENTS

	<u>Page No.</u>
County Court at Law No. 1	28
County Court at Law No. 2.....	29
County Court at Law No. 3	30
County Court at Law No. 4.....	31
County Court at Law No. 5.....	32
County Court at Law No. 6.....	33
County Court at Law No. 7.....	34
County Criminal Court No. 1	37
County Criminal Court No. 2.....	38
County Criminal Court No. 3.....	39
County Criminal Court No. 4.....	40
Jury Duty Court	42
Probate Court 1	44
Probate Court 2	45
County Mental Health Court No. 1	47
County Mental Health Court No. 2.....	48
County Attorney.....	50
County Clerk.....	53
County Clerk – Miscellaneous Fees	57
Financial Recovery Division.....	59

EL PASO COUNTY, TEXAS
Funds and Fees of Offices Report
For the Fiscal Year Ended September 30, 2019

TABLE OF CONTENTS

	<u>Page No</u>
County Sheriff	62
County Tax Assessor-Collector	65
District Clerk	70
District Clerk-Miscellaneous Fees	73
Domestic Relations Office	75
El Paso County Community Supervision and Corrections Department (EPC CSCD)	77
Constables-All Precincts	80
Justice of the Peace All Precincts	83
Justice of the Peace - Precinct No. 1	86
Justice of the Peace - Precinct No. 2	87
Justice of the Peace-Precinct No. 3	88
Justice of the Peace - Precinct No. 4	89
Justice of the Peace - Precinct No. 5	90
Justice of the Peace - Precinct No. 6-1	91
Justice of the Peace - Precinct No. 6-2	92
Justice of the Peace - Precinct No. 7	93





COUNTY OF EL PASO
OFFICE OF THE COUNTY AUDITOR

EDWARD A. DION, CPA
COUNTY AUDITOR
edion@epcounty.com
www.epcounty.com/auditor

County Administrative Offices
800 East Overland Street, Rm. 406
EL PASO, TEXAS 79901-2407
(915) 546-2040
(915) 546-8172 FAX

03-22

March 30, 2020

The Honorable District Judges, County Court at Law Judges, County Probate Judges
and Commissioners Court Members

Dear Honorable Judges and Commissioners Court Members:

The Funds and Fees of Offices Report for the County of El Paso for the fiscal year ended September 30, 2019, is submitted herewith. This report is required by *Texas Local Government Code*, §114.025. We believe the information contained within this report represents all of the financial activity on a cash basis of accounting for various County offices and is reliable in all material aspects.

This report is intended to provide a thorough overview of the various funds and fees collected by the County during the fiscal year ended September 30, 2019. The following pages detail total collections by department and assessments by court.

Overall there was an average increase of 4.90% in collections throughout the various County departments compared to previous year collections. A majority of the collecting departments showed favorable increases in collections. Increases and decreases greater than \$100,000 are as follows:

- | | |
|-------------------------------------------------|-----------------------|
| • County Tax Assessor – Collector | \$20,155,313 increase |
| • County Clerk | \$2,454,755 increase |
| • County Court at Law No. 6 | \$157,869 increase |
| • Justice of the Peace, Precinct No. 4 | \$148,196 increase |
| • County Court at Law No. 5 | \$133,058 increase |
| • 383 rd District Court | \$106,010 increase |
| • County Sheriff | \$1,936,749 decrease |
| • Justice of the Peace, Precinct No.6-1 (JP6-1) | \$369,636 decrease |
| • 388 th District Court | \$304,494 decrease |
| • Justice of the Peace, Precinct No.3 (JP3) | \$207,961 decrease |
| • District Clerk | \$122,986 decrease |

The Honorable District Judges, County Court at Law Judges, County Probate Judges
and Commissioners Court Members

March 30, 2020

Page 2

The increase of 5.66% in the County Tax Assessor collections is attributable in part to an increase in housing growth and an increase of property values. Moreover, there was an increase of 15.93% in regards to Hotel Occupancy taxes collection compared to last fiscal year. The increase in County Clerk collections is due to a substantial increase in filings and recordings of deeds. The increase in collections for the County Court at Law No. 6 is due to an 8.55% increase of cases filed compared to last fiscal year. The increase in the collections for Justice of the Peace, Precinct No. 4 is due to an increase of 10.1% in cases filed, and an increase of 3.44% in cases adjudicated. The increase of collections for the County Court at Law No. 5 is attributed to a 91.48% increase of cases filed compared to last fiscal year. The increase in collections for the 383rd District Court is due to a decrease in credits.

The decrease in collections for the County Sheriff is attributed to a decrease in the federal inmate population thus decreasing federal collections in the amount of 9.1%. The decrease in collections for the Justice of the Peace, Precinct No. 6-1 is due to a 22.1% decrease in cases filed compared to last fiscal year. The decrease in collections for the 388th District Court is accredited to a 31.60% decrease in cases filed. The decrease in collections for the Justice of the Peace, Precinct No. 3 is attributed to a 25.5% decrease in cases filed. The decrease in collections for the District Clerk is attributed to a 2.9% decrease in court costs collections derived from a 3.48% decrease of cases filed and a decrease of 7.09% in cases adjudicated at the District Courts.

These departments will be monitored and analyzed during the current fiscal year and assistance, if needed, will be offered to review policies and procedures and make recommendations to help increase efficiency.

My sincere thanks go to the County officials and employees who contributed support and leadership in conducting the financial affairs of the County in a responsible and professional manner.

Very truly yours,



Edward A. Dion, CPA
County Auditor

EAD:BF:RAG:ya

County of El Paso, Texas
Funds and Fees Collections - Comparative Summary
Fiscal Years 2015 Through 2019

Department	2019	2018	Difference	% Increase/ Decrease	2017	2016	2015
34th District Court	\$168,998	\$198,776	(\$29,778)	-14.98%	\$220,598	\$155,952	\$174,837
41st District Court	264,935	205,985	58,950	28.62%	250,704	249,582	229,095
65th District Court	103,886	87,243	16,643	19.08%	76,866	171,950	553,636
120th District Court	328,396	229,793	98,603	42.91%	191,395	211,360	177,216
168th District Court	196,332	198,681	(2,349)	-1.18%	219,822	192,672	207,271
171st District Court	228,353	211,371	16,982	8.03%	212,387	234,116	204,572
205th District Court	151,794	175,523	(23,729)	-13.52%	153,003	199,929	137,059
210th District Court	184,074	176,557	7,517	4.26%	170,495	208,330	181,316
243rd District Court	143,437	137,238	6,199	4.52%	115,762	124,989	126,757
327th District Court	505,292	435,969	69,323	15.90%	333,726	337,057	325,049
346th District Court	204,095	206,059	(1,964)	-0.95%	212,471	199,054	215,232
346th Veterans Treatment Court	16,331	25,514	(9,183)	-35.99%	18,347	8,881	
383rd District Court	1,273,642	1,167,632	106,010	9.08%	1,459,875	1,218,224	1,247,962
384th District Court	196,035	173,597	22,438	12.93%	200,048	185,947	159,857
388th District Court	499,830	804,324	(304,494)	-37.86%	803,255	813,677	511,182
409th District Court	238,643	224,446	14,197	6.33%	194,775	208,643	175,266
448th District Court	139,895	137,491	2,404	1.75%	130,627	133,109	128,100
Criminal District Court No. 1	277,509	347,379	(69,870)	-20.11%	287,118	344,720	429,562
County Court at Law No. 1	296,534	330,493	(33,959)	-10.28%	519,950	544,873	461,119
County Court at Law No. 2	277,024	264,412	12,612	4.77%	294,450	339,214	408,295
County Court at Law No. 3	218,782	151,621	67,161	44.30%	154,259	164,611	154,805
County Court at Law No. 4	215,220	231,226	(16,006)	-6.92%	308,539	317,834	314,605
County Court at Law No. 5	426,382	293,324	133,058	45.36%	316,820	368,754	335,962
County Court at Law No. 6	434,233	276,364	157,869	57.12%	181,193	189,676	168,353
County Court at Law No. 7	322,251	368,051	(45,800)	-12.44%	390,735	400,077	452,045
County Criminal Court No. 1	194,494	185,450	9,044	4.88%	253,883	286,412	225,971
County Criminal Court No. 2	256,922	295,225	(38,303)	-12.97%	292,227	359,406	371,903
County Criminal Court No. 3	250,254	246,801	3,453	1.40%	255,461	312,697	326,154
County Criminal Court No. 4	237,596	208,927	28,669	13.72%	264,396	254,384	251,395
Jury Duty Court	267,348	272,521	(5,173)	-1.90%	227,872	399,650	469,043
Probate Court No. 1	319,941	373,820	(53,879)	-14.41%	349,097	385,593	362,597
Probate Court No. 2	343,534	369,754	(26,220)	-7.09%	341,949	386,870	355,641
County Mental Health Court No. 1	127,020	71,635	55,385	77.32%	96,992	88,969	88,110
County Mental Health Court No. 2	57,004	57,752	(748)	-1.30%	47,362	45,740	45,360
County Attorney	162,426	196,183	(33,757)	-17.21%	213,435	253,005	316,635
County Clerk	10,341,727	7,886,972	2,454,755	31.12%	7,751,004	7,607,070	7,195,614
County Clerk Miscellaneous Fees	113,888	62,437	51,451	82.40%	66,519	59,183	62,412
Financial Recovery Division	2,459,963	2,369,827	90,136	3.80%	2,831,647	3,139,500	3,441,911
County Sheriff	22,247,967	24,184,716	(1,936,749)	-8.01%	23,668,894	23,156,787	16,506,906
County Tax Assessor-Collector	376,202,439	356,047,126	20,155,313	5.66%	349,107,042	346,412,089	334,802,695
District Clerk	5,760,373	5,883,359	(122,986)	-2.09%	5,826,611	5,909,006	5,851,546
District Clerk Miscellaneous Fees	970,733	906,278	64,455	7.11%	912,628	799,705	739,840
Domestic Relations Office	993,814	934,846	58,968	6.31%	828,200	881,792	958,493
El Paso County Community							
Supervision and Corrections (EPC CSCD)	3,805,266	3,899,765	(94,499)	-2.42%	3,926,174	4,010,549	4,477,206
Constables - All Precincts	1,475,772	1,452,281	23,491	1.62%	1,490,563	1,315,460	1,181,085
Justice of the Peace, Precinct No. 1	517,177	465,065	52,112	11.21%	464,740	360,079	300,871
Justice of the Peace, Precinct No. 2	691,622	696,080	(4,458)	-0.64%	826,338	824,370	630,073
Justice of the Peace, Precinct No. 3	529,731	737,692	(207,961)	-28.19%	747,498	730,142	685,466
Justice of the Peace, Precinct No. 4	856,148	707,952	148,196	20.93%	696,517	644,991	575,394
Justice of the Peace, Precinct No. 5	618,379	675,932	(57,553)	-8.51%	636,674	553,302	462,863
Justice of the Peace, Precinct No. 6-1	1,130,732	1,500,368	(369,636)	-24.64%	1,673,543	1,844,540	1,516,763
Justice of the Peace, Precinct No. 6-2	1,311,218	1,241,253	69,965	5.64%	1,240,178	1,359,581	1,199,698
Justice of the Peace, Precinct No. 7	859,457	840,246	19,211	2.29%	1,040,252	865,876	899,097
	\$440,414,848	\$419,829,333	\$20,585,515	4.90%	\$413,494,916	\$410,769,979	\$391,779,895

Note: Summary amounts include collections made by other offices and funds remitted to the State.

**County of El Paso, Texas
Funds and Fees Collections
Fiscal Year Ended September 30, 2019**

Department	Collections on Assessments				
34th District Court	\$168,998				
41st District Court	264,935				
65th District Court	103,886				
120th District Court	328,396				
168th District Court	196,332				
171st District Court	228,353				
205th District Court	151,794				
210th District Court	184,074				
243rd District Court	143,437				
327th District Court	505,292				
346th District Court	204,095				
346th Veterans Treatment Court	16,331				
383rd District Court	1,273,642				
384th District Court	196,035				
388th District Court	499,830				
409th District Court	238,643				
448th District Court	139,895				
Criminal District Court No. 1	277,509				
County Court at Law No. 1	296,534				
County Court at Law No. 2	277,024				
County Court at Law No. 3	218,782				
County Court at Law No. 4	215,220				
County Court at Law No. 5	426,382				
County Court at Law No. 6	434,233				
County Court at Law No. 7	322,251				
County Criminal Court No. 1	194,494				
County Criminal Court No. 2	256,922				
County Criminal Court No. 3	250,254				
County Criminal Court No. 4	237,596				
Jury Duty Court	267,348				
Probate Court No. 1	319,941				
Probate Court No. 2	343,534				
County Mental Health Court No. 1	127,020				
County Mental Health Court No. 2	57,004				
District Clerk Miscellaneous Fees	970,733				
County Clerk Miscellaneous Fees	113,888				
Total collections on assessments	\$10,450,637	Court Costs Collections	All Other Collections	Interest Earned	Total Collections
County Attorney (1)			\$113,326		\$113,326
County Clerk		\$1,913,037	8,428,690		10,341,727
Financial Recovery Division		2,459,963			2,459,963
County Sheriff			21,440,351	\$2,155	21,442,506
County Tax Assessor-Collector			376,184,939	17,500	376,202,439
District Clerk		5,760,373			5,760,373
Domestic Relations Office(2)			867,471		867,471
El Paso Community Supervision and Corrections(3)		317,264	3,488,002		3,805,266
Total collections by department		10,450,637			
Constables - All Precincts(4)		988,033	15,069		1,003,102
Justice of the Peace, Precinct No. 1 (5)		364,288			364,288
Justice of the Peace, Precinct No. 2 (5)		515,437			515,437
Justice of the Peace, Precinct No. 3 (5)		422,401			422,401
Justice of the Peace, Precinct No. 4 (5)		683,150			683,150
Justice of the Peace, Precinct No. 5 (5)		467,460			467,460
Justice of the Peace, Precinct No. 6-1 (5)		1,066,357			1,066,357
Justice of the Peace, Precinct No. 6-2 (5)		1,220,049			1,220,049
Justice of the Peace, Precinct No. 7 (5)		787,289			787,289
Total collections		\$16,965,101	\$410,537,848	\$19,655	\$427,522,604

Notes:

- (1) Summary totals exclude collections by other County offices for bond forfeitures.
- (2) Summary totals exclude collections by District Clerk.
- (3) Summary totals exclude collections for the Sheriff's Office.
- (4) Summary totals exclude collections for criminal collections other than constable fees.
- (5) Summary totals exclude constable fees.

County of El Paso, Texas
34th District Court
Judge William E. Moody
October 1, 2018 through September 30, 2019

Fines and Costs

Criminal Collections:

By Financial Recovery Division and
EPC CSCD:

	Fines	County Court Costs	State Court Costs	Totals
October	\$3,130	\$1,166	\$2,208	\$6,504
November	3,807	1,333	2,457	7,597
December	1,835	941	1,444	4,220
January	3,501	837	1,528	5,866
February	4,818	769	1,618	7,205
March	5,498	1,136	2,306	8,940
April	4,073	1,108	1,980	7,161
May	6,519	1,105	1,905	9,529
June	2,344	820	1,385	4,549
July	5,915	1,142	1,528	8,585
August	3,447	1,042	1,636	6,125
September	2,877	916	1,494	5,287
Total Criminal Collections	47,764	12,315	21,489	81,568

Civil Collections:

By District Clerk:

October	4,499	2,975	7,474
November	5,018	2,743	7,761
December	6,038	2,788	8,826
January	5,283	3,126	8,409
February	3,471	1,704	5,175
March	2,883	1,562	4,445
April	5,861	3,420	9,281
May	4,871	3,027	7,898
June	3,216	2,130	5,346
July	5,421	2,731	8,152
August	5,611	3,356	8,967
September	3,280	2,416	5,696
Total Civil Collections	55,452	31,978	87,430
Total Collections	\$47,764	\$67,767	\$53,467
	\$168,998		

County of El Paso, Texas
41st District Court
Judge Annabell Perez
October 1, 2018 through September 30, 2019

Fines and Costs

Criminal Collections:

**By Financial Recovery Division and
EPC CSCD:**

	Fines	County Court Costs	State Court Costs	Totals
October	\$4,558	\$1,146	\$1,556	\$7,260
November	5,622	1,358	1,999	8,979
December	4,378	843	1,300	6,521
January	6,195	1,359	2,154	9,708
February	6,446	1,202	1,799	9,447
March	10,904	1,444	2,396	14,744
April	9,488	1,391	1,974	12,853
May	7,922	1,571	2,431	11,924
June	7,942	1,751	5,460	15,153
July	5,553	1,701	2,662	9,916
August	7,151	1,134	1,630	9,915
September	7,056	1,576	2,655	11,287
Total Criminal Collections	83,215	16,476	28,016	127,707

Civil Collections:

By District Clerk:

October	5,328	2,698	8,026
November	5,140	3,169	8,309
December	5,514	3,532	9,046
January	5,073	3,761	8,834
February	7,488	2,958	10,446
March	5,135	2,317	7,452
April	6,263	3,575	9,838
May	30,114	4,918	35,032
June	6,144	3,119	9,263
July	7,222	2,594	9,816
August	6,895	4,780	11,675
September	6,085	3,406	9,491
Total Civil Collections	96,401	40,827	137,228
Total Collections	\$83,215	\$112,877	\$68,843
	\$264,935		

County of El Paso, Texas
65th District Court
Judge Yahara Lisa Gutierrez
October 1, 2018 through September 30, 2019

Fines and Costs

Criminal Collections:

By Financial Recovery Division and
EPC CSCD:

	County Court Costs	State Court Costs	Totals
October			
November			
December			
January			
February			
March			
April			
May			
June			
July			
August			
September			
<hr/>			
Total Criminal Collections			
<hr/>			

Civil Collections:

By District Clerk:

October	\$4,152	\$1,942	\$6,094
November	5,800	2,345	8,145
December	4,029	1,525	5,554
January	7,759	2,612	10,371
February	7,330	2,431	9,761
March	9,211	3,100	12,311
April	7,918	2,940	10,858
May	7,286	2,845	10,131
June	3,239	1,436	4,675
July	3,556	1,581	5,137
August	8,094	2,700	10,794
September	7,405	2,650	10,055
<hr/>			
Total Civil Collections	75,779	28,107	103,886
<hr/>			
Total Collections	\$75,779	\$28,107	\$103,886
<hr/>			

**County of El Paso, Texas
120th District Court
Judge Maria Salas-Mendoza
October 1, 2018 through September 30, 2019**

Fines and Costs

Criminal Collections:

<u>By Financial Recovery Division and EPC CSCD:</u>	County Court Costs	State Court Costs	Totals	
	Fines			
October	\$10,092	\$1,157	\$1,600	\$12,849
November	5,170	798	1,389	7,357
December	6,483	523	956	7,962
January	4,407	770	1,112	6,289
February	8,124	1,003	1,334	10,461
March	7,442	1,389	6,765	15,596
April	5,882	1,135	1,804	8,821
May	6,426	1,636	1,994	10,056
June	7,274	930	1,304	9,508
July	9,995	808	1,022	11,825
August	6,831	574	757	8,162
September	5,350	1,246	1,613	8,209
Total Criminal Collections	83,476	11,969	21,650	117,095

Civil Collections:

By District Clerk:

October	5,584	3,724	9,308	
November	6,103	3,307	9,410	
December	5,118	2,987	8,105	
January	29,665	3,519	33,184	
February	5,852	3,103	8,955	
March	6,246	3,345	9,591	
April	31,653	4,554	36,207	
May	48,429	4,918	53,347	
June	4,802	2,842	7,644	
July	7,085	3,943	11,028	
August	9,498	5,102	14,600	
September	5,896	4,026	9,922	
Total Civil Collections	165,931	45,370	211,301	
Total Collections	\$83,476	\$177,900	\$67,020	\$328,396

**County of El Paso, Texas
168th District Court
Judge Marcos Lizarraga
October 1, 2018 through September 30, 2019**

Fines and Costs

Criminal Collections:

**By Financial Recovery Division and
EPC CSCD:**

	Fines	County Court Costs	State Court Costs	Totals
October	\$4,392	\$1,160	\$1,786	\$7,338
November	2,922	758	995	4,675
December	2,564	946	964	4,474
January	3,478	955	1,555	5,988
February	2,122	912	1,363	4,397
March	9,066	1,436	2,480	12,982
April	3,696	1,030	1,857	6,583
May	1,318	620	889	2,827
June	2,406	852	1,323	4,581
July	3,286	1,428	2,104	6,818
August	2,704	1,120	2,090	5,914
September	2,671	1,354	2,182	6,207
Total Criminal Collections	40,625	12,571	19,588	72,784

Civil Collections:

By District Clerk:

October	5,525	3,493	9,018
November	4,311	3,027	7,338
December	24,958	2,841	27,799
January	5,749	4,066	9,815
February	5,034	2,504	7,538
March	5,639	2,897	8,536
April	6,587	3,734	10,321
May	5,650	3,692	9,342
June	5,401	2,407	7,808
July	3,791	2,743	6,534
August	6,419	4,447	10,866
September	5,201	3,432	8,633
Total Civil Collections	84,265	39,283	123,548
Total Collections	\$40,625	\$96,836	\$58,871
	\$196,332		

County of El Paso, Texas
171st District Court
Judge Bonnie Rangel
October 1, 2018 through September 30, 2019

Fines and Costs

Criminal Collections:

By Financial Recovery Division and
EPC CSCD:

	Fines	County Court Costs	State Court Costs	Totals
October	\$3,859	\$838	\$1,279	\$5,976
November	2,427	927	1,322	4,676
December	4,477	834	1,320	6,631
January	6,020	866	1,308	8,194
February	11,446	1,229	1,821	14,496
March	5,879	1,743	3,314	10,936
April	2,712	1,149	1,920	5,781
May	4,085	1,504	2,395	7,984
June	7,050	1,296	2,022	10,368
July	2,923	1,712	3,342	7,977
August	3,226	1,578	2,707	7,511
September	4,226	1,711	2,777	8,714
Total Criminal Collections	58,330	15,387	25,527	99,244

Civil Collections:

By District Clerk:

October	6,580	4,139	10,719
November	4,563	2,840	7,403
December	5,235	3,279	8,514
January	7,335	3,771	11,106
February	4,149	2,781	6,930
March	4,495	3,266	7,761
April	5,977	4,066	10,043
May	6,943	4,194	11,137
June	5,934	2,963	8,897
July	14,334	2,994	17,328
August	16,152	4,007	20,159
September	5,594	3,518	9,112
Total Civil Collections	87,291	41,818	129,109
Total Collections	\$58,330	\$102,678	\$67,345
	\$228,353		

County of El Paso, Texas
205th District Court
Judge Francisco X. Dominguez
October 1, 2018 through September 30, 2019

Fines and Costs

Criminal Collections:

**By Financial Recovery Division and
EPC CSCD:**

	Fines	County Court Costs	State Court Costs	Totals
October	\$4,804	\$795	\$1,227	\$6,826
November	2,860	652	807	4,319
December	3,214	530	775	4,519
January	3,631	803	1,269	5,703
February	4,651	702	1,222	6,575
March	2,707	593	690	3,990
April	3,308	750	1,143	5,201
May	2,332	593	1,056	3,981
June	3,174	600	1,060	4,834
July	2,651	626	1,192	4,469
August	3,577	474	784	4,835
September	2,265	432	664	3,361
Total Criminal Collections	39,174	7,550	11,889	58,613

Civil Collections:

By District Clerk:

October	5,191	3,117	8,308
November	3,371	2,362	5,733
December	3,840	2,549	6,389
January	3,448	2,407	5,855
February	4,543	2,234	6,777
March	4,169	2,601	6,770
April	4,513	3,214	7,727
May	7,961	4,565	12,526
June	3,845	2,507	6,352
July	4,608	2,691	7,299
August	5,726	3,595	9,321
September	6,200	3,924	10,124
Total Civil Collections	57,415	35,766	93,181
Total Collections	\$39,174	\$64,965	\$47,655
	\$151,794		

County of El Paso, Texas
210th District Court
Judge Alyssa Perez
October 1, 2018 through September 30, 2019

Fines and Costs

Criminal Collections:

By Financial Recovery Division and
EPC CSCD:

	Fines	County Court Costs	State Court Costs	Totals
October	\$15,559	\$429	\$1,511	\$17,499
November	6,791	319	818	7,928
December	1,221	240	776	2,237
January	2,431	266	589	3,286
February	2,023	205	626	2,854
March	1,870	595	1,453	3,918
April	3,848	504	1,801	6,153
May	2,498	544	1,617	4,659
June	1,415	771	1,728	3,914
July	1,488	572	1,432	3,492
August	4,499	941	2,282	7,722
September	4,524	733	2,009	7,266
Total Criminal Collections	48,167	6,119	16,642	70,928

Civil Collections:

By District Clerk:

October	7,720	3,550	11,270
November	4,077	2,601	6,678
December	4,398	3,027	7,425
January	2,016	438	2,454
February	23,604	2,175	25,779
March	5,885	3,394	9,279
April	3,870	2,601	6,471
May	4,654	2,930	7,584
June	3,934	2,736	6,670
July	5,734	3,304	9,038
August	7,047	4,447	11,494
September	5,312	3,692	9,004
Total Civil Collections	78,251	34,895	113,146
Total Collections	\$48,167	\$84,370	\$51,537
	\$184,074		

**County of El Paso, Texas
243rd District Court
Judge Selena Solis
October 1, 2018 through September 30, 2019**

Fines and Costs

Criminal Collections:

**By Financial Recovery Division and
EPC CSCD:**

	Fines	County Court Costs	State Court Costs	Totals
October	\$586	\$43	\$43	\$672
November	228	34	73	335
December	251	20	57	328
January	284	6	10	300
February	273	2	10	285
March	597	87	214	898
April	455	78	103	636
May	133	141	151	425
June	2,194	348	464	3,006
July	360	(58)	33	335
August	377	248	136	761
September	405	77	55	537
Total Criminal Collections	6,143	1,026	1,349	8,518

Civil Collections:

By District Clerk:

October		6,688	3,569	10,257
November		4,831	3,507	8,338
December		6,000	3,516	9,516
January		1,998	1,027	3,025
February		4,247	2,844	7,091
March		12,096	3,538	15,634
April		14,404	4,673	19,077
May	4,000	4,921	3,187	12,108
June		4,819	3,246	8,065
July		7,279	3,297	10,576
August		7,306	4,021	11,327
September		15,270	4,635	19,905
Total Civil Collections	4,000	89,859	41,060	134,919
Total Collections	\$10,143	\$90,885	\$42,409	\$143,437

County of El Paso, Texas
327th District Court
Judge Linda Y. Chew
October 1, 2018 through September 30, 2019

Fines and Costs

Criminal Collections:

By Financial Recovery Division and
EPC CSCD:

	County Court Costs	State Court Costs	Totals
October			
November			
December			
January			
February			
March			
April			
May			
June			
July			
August			
September			
<hr/>			
Total Criminal Collections			
<hr/>			

Civil Collections:

By District Clerk:

October		\$30,862	\$17,091	\$47,953
November		27,180	15,063	42,243
December		19,506	10,409	29,915
January		27,193	13,560	40,753
February		19,474	11,388	30,862
March		32,915	14,172	47,087
April		31,981	13,026	45,007
May		29,081	14,203	43,284
June	\$2,000	18,211	8,072	28,283
July		29,278	13,977	43,255
August		39,988	22,712	62,700
September		27,716	16,234	43,950
<hr/>				
Total Civil Collections	2,000	333,385	169,907	505,292
<hr/>				
Total Collections	\$2,000	\$333,385	\$169,907	\$505,292
<hr/>				

County of El Paso, Texas
346th District Court
Judge Angie Juarez Barill
October 1, 2018 through September 30, 2019

Fines and Costs

Criminal Collections:

**By Financial Recovery Division and
EPC CSCD:**

	Fines	County Court Costs	State Court Costs	Totals
October	\$5,720	\$1,179	\$2,244	\$9,143
November	5,485	849	1,559	7,893
December	2,787	969	1,296	5,052
January	6,415	841	1,797	9,053
February	13,422	1,098	2,649	17,169
March	3,488	866	2,035	6,389
April	3,543	1,403	2,728	7,674
May	4,059	1,683	2,324	8,066
June	3,862	1,181	1,866	6,909
July	4,128	1,154	1,601	6,883
August	4,334	1,054	1,557	6,945
September	2,771	1,025	3,167	6,963
Total Criminal Collections	60,014	13,302	24,823	98,139

Civil Collections:

By District Clerk:

October		4,780	3,367	8,147
November		4,708	3,105	7,813
December		4,977	3,122	8,099
January		4,556	2,220	6,776
February		10,504	2,865	13,369
March		4,785	2,452	7,237
April		5,889	2,571	8,460
May		3,357	2,058	5,415
June	1,000	3,755	2,033	6,788
July		12,729	1,749	14,478
August		7,965	3,737	11,702
September		4,943	2,729	7,672
Total Civil Collections	1,000	72,948	32,008	105,956
Total Collections	\$61,014	\$86,250	\$56,831	\$204,095

County of El Paso, Texas
346th Veterans Treatment Court
Judge Angie Barill
October 1, 2018 through September 30, 2019

Fines and Costs

Criminal Collections:

By Financial Recovery Division and
EPC CSCD:

	Fines	County Court Costs	State Court Costs	Totals
October	\$160	\$141	\$729	\$1,030
November	387	170	866	1,423
December	248	109	690	1,047
January	1,162	75	634	1,871
February	405	51	787	1,243
March	2,435	95	723	3,253
April	192	21	327	540
May	450	81	1,213	1,744
June	346	21	331	698
July	497	170	345	1,012
August	124	178	726	1,028
September	66	27	979	1,072
Total Criminal Collections	6,472	1,139	8,350	15,961

Civil Collections:

By District Clerk:

October				
November				
December				
January			35	35
February				
March		165	170	335
April				
May				
June				
July				
August				
September				
Total Civil Collections		165	205	370
Total Collections	\$6,472	\$1,304	\$8,555	\$16,331

County of El Paso, Texas
383rd District Court
Judge Mike Herrera
October 1, 2018 through September 30, 2019

Fines and Costs

Criminal Collections:

By Financial Recovery Division and
EPC CSCD:

	County Court Costs	State Court Costs	Totals
October			
November			
December			
January			
February			
March			
April			
May			
June			
July			
August			
September			
<hr/>			
Total Criminal Collections			

Civil Collections:

By District Clerk:

October	\$72,687	\$21,719	\$94,406
November	76,721	20,874	97,595
December	67,748	17,418	85,166
January	86,751	25,899	112,650
February	72,531	20,657	93,188
March	95,948	20,755	116,703
April	\$100	88,926	32,093
May	99,473	34,614	134,087
June	78,170	28,862	107,032
July	62,390	29,173	91,563
August	88,218	30,520	118,738
September	74,582	26,813	101,395
<hr/>			
Total Civil Collections	100	964,145	309,397
<hr/>			
Total Collections	\$100	\$964,145	\$309,397
<hr/>			
	\$100	\$964,145	\$309,397
<hr/>			
	\$100	\$964,145	\$1,273,642
<hr/>			

County of El Paso, Texas
384th District Court
Judge Patrick M. Garcia
October 1, 2018 through September 30, 2019

Fines and Costs

Criminal Collections:

<u>By Financial Recovery Division and EPC CSCD:</u>	Fines	County Court Costs	State Court Costs	Totals
October	\$4,020	\$978	\$1,506	\$6,504
November	4,542	1,379	2,461	8,382
December	3,871	1,287	2,036	7,194
January	4,370	1,734	3,142	9,246
February	6,144	1,385	2,478	10,007
March	6,056	1,334	2,460	9,850
April	7,458	1,213	2,308	10,979
May	9,652	1,055	2,119	12,826
June	7,000	911	1,681	9,592
July	6,335	891	1,218	8,444
August	5,154	903	1,458	7,515
September	6,417	1,061	1,522	9,000
Total Criminal Collections	71,019	14,131	24,389	109,539

Civil Collections:

By District Clerk:

October	5,396	3,436	8,832
November	4,038	2,556	6,594
December	3,304	2,175	5,479
January	4,728	3,492	8,220
February	3,235	2,130	5,365
March	4,524	3,152	7,676
April	6,085	3,294	9,379
May	3,683	2,556	6,239
June	3,791	2,698	6,489
July	3,722	2,459	6,181
August	5,441	3,976	9,417
September	3,927	2,698	6,625
Total Civil Collections	51,874	34,622	86,496
Total Collections	\$71,019	\$66,005	\$59,011
	\$196,035		

County of El Paso, Texas
388th District Court
Judge Laura Strathmann
October 1, 2018 through September 30, 2019

Fines and Costs

Criminal Collections:

By Financial Recovery Division and
EPC CSCD:

	County Court Costs	State Court Costs	Totals
October			
November			
December			
January			
February			
March			
April			
May			
June			
July			
August			
September			
<hr/>			
Total Criminal Collections			
<hr/>			

Civil Collections:

By District Clerk:

October	\$41,996	\$24,183	\$66,179
November	37,128	20,841	57,969
December	28,205	16,341	44,546
January	43,923	25,135	69,058
February	12,631	5,513	18,144
March	10,145	3,164	13,309
April	21,565	11,847	33,412
May	27,468	14,755	42,223
June	23,706	12,877	36,583
July	25,538	15,375	40,913
August	25,340	15,563	40,903
September	23,030	13,561	36,591
<hr/>			
Total Civil Collections	320,675	179,155	499,830
<hr/>			
Total Collections	\$320,675	\$179,155	\$499,830
<hr/>			

County of El Paso, Texas
409th District Court
Judge Sam Medrano
October 1, 2018 through September 30, 2019

Fines and Costs

Criminal Collections:

<u>By Financial Recovery Division and EPC CSCD:</u>	Fines	County Court Costs	State Court Costs	Totals
October	\$10,292	\$2,558	\$2,881	\$15,731
November	11,481	3,091	3,962	18,534
December	8,114	1,771	2,091	11,976
January	8,488	2,357	3,681	14,526
February	14,452	2,252	3,518	20,222
March	14,575	2,545	3,908	21,028
April	11,912	2,028	3,041	16,981
May	9,277	3,719	5,636	18,632
June	7,807	2,675	3,927	14,409
July	10,393	3,089	5,453	18,935
August	9,554	2,964	4,772	17,290
September	10,917	2,362	3,985	17,264
Total Criminal Collections	127,262	31,411	46,855	205,528

Civil Collections:

By District Clerk:

October	2,371	454	2,825
November	532	284	816
December	403	284	687
January	1,651	703	2,354
February	5,799	1,521	7,320
March	1,154	725	1,879
April	9,205	1,181	10,386
May	1,833	370	2,203
June	817	312	1,129
July	514	263	777
August	1,327	541	1,868
September	588	283	871
Total Civil Collections	26,194	6,921	33,115
Total Collections	\$127,262	\$57,605	\$53,776
	\$238,643		

County of El Paso, Texas
448th District Court
Judge Sergio Enriquez
October 1, 2018 through September 30, 2019

Fines and Costs

Criminal Collections:

By Financial Recovery Division and
EPC CSCD:

	County Court Fines	State Court Costs	Totals
October			
November			
December			
January			
February			
March			
April			
May			
June			
July			
August			
September			
Total Criminal Collections			

Civil Collections:

By District Clerk:

October	\$10,174	\$6,622	\$16,796
November	7,284	5,202	12,486
December	5,618	4,104	9,722
January	9,012	5,150	14,162
February	3,932	2,646	6,578
March	7,179	4,305	11,484
April	6,953	4,066	11,019
May	7,124	3,976	11,100
June	5,531	3,834	9,365
July	6,914	4,918	11,832
August	8,543	5,628	14,171
September	6,463	4,717	11,180
Total Civil Collections	84,727	55,168	139,895
Total Collections	\$84,727	\$55,168	\$139,895

County of El Paso, Texas
Criminal District Court No. 1
Judge Diane Navarrete
October 1, 2018 through September 30, 2019

Criminal Collections:

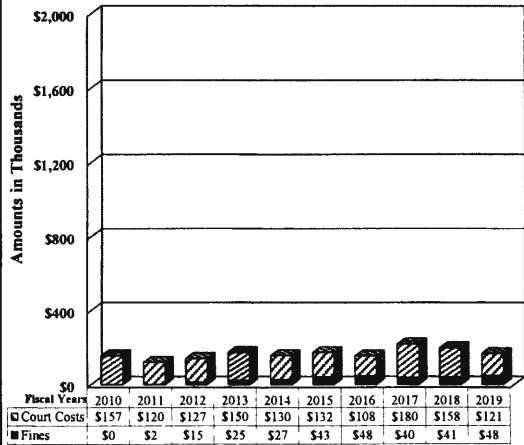
<u>By Financial Recovery Division and EPC CSCD:</u>	Fines	County Court Costs	State Court Costs	Totals
October	\$8,868	\$920	\$2,361	\$12,149
November	12,450	1,692	4,186	18,328
December	5,484	890	2,169	8,543
January	9,636	1,112	2,440	13,188
February	8,452	1,278	3,043	12,773
March	11,696	1,481	3,412	16,589
April	6,767	1,010	2,507	10,284
May	7,844	1,726	4,067	13,637
June	9,049	1,196	2,702	12,947
July	13,135	1,629	3,411	18,175
August	7,484	1,149	2,583	11,216
September	7,494	982	2,257	10,733
Total Criminal Collections	108,359	15,065	35,138	158,562

Civil Collections:

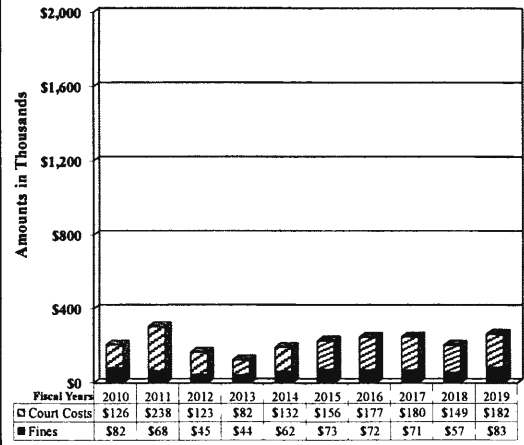
By District Clerk:

October	5,876	1,398	7,274
November	45,671	771	46,442
December	1,326	685	2,011
January			
February	3,933	2,904	6,837
March	2,539	1,781	4,320
April	406	312	718
May	1,423	613	2,036
June	4,867	2,980	7,847
July	9,797	684	10,481
August	22,137	1,923	24,060
September	6,592	329	6,921
Total Civil Collections	104,567	14,380	118,947
Total Collections	\$108,359	\$119,632	\$49,518
	\$277,509		

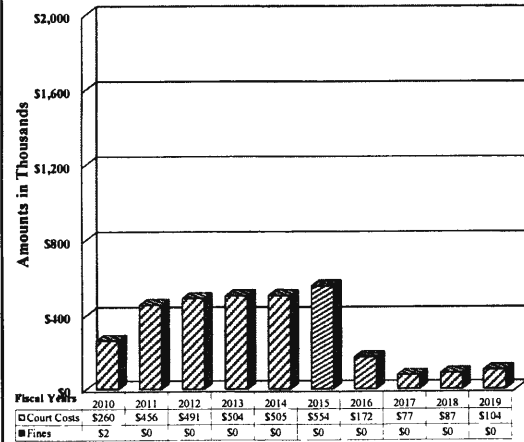
34th District Court Fines and Costs



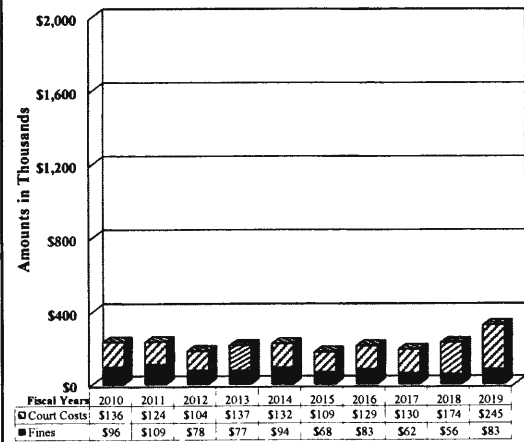
41st District Court Fines and Costs



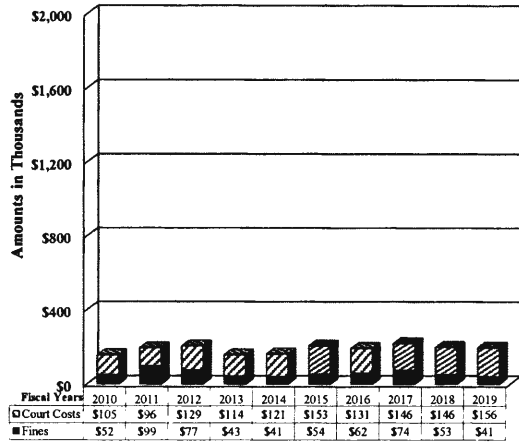
65th District Court Fines and Costs



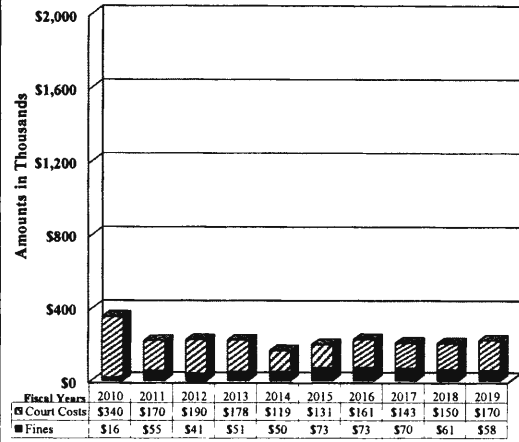
120th District Court Fines and Costs



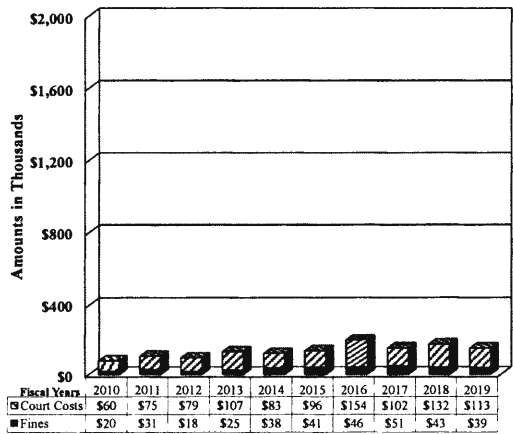
**168th District Court
Fines and Costs**



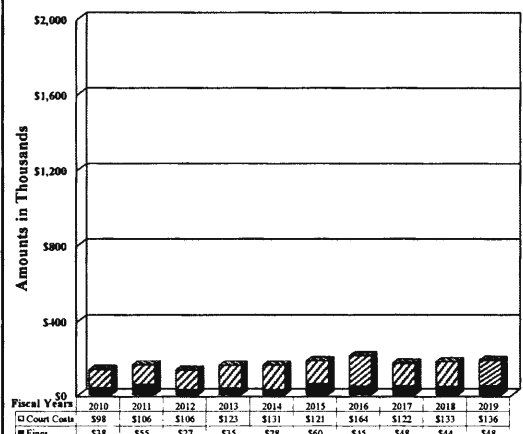
**171st District Court
Fines and Costs**



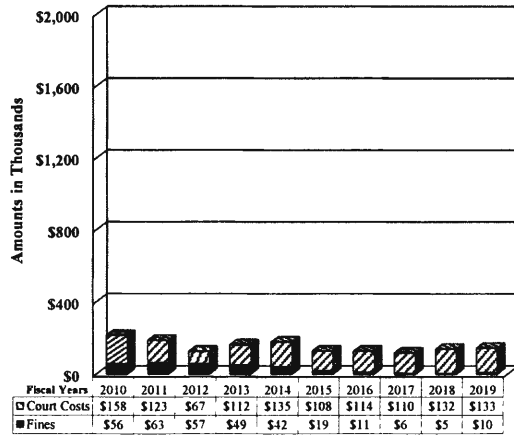
**205th District Court
Fines and Costs**



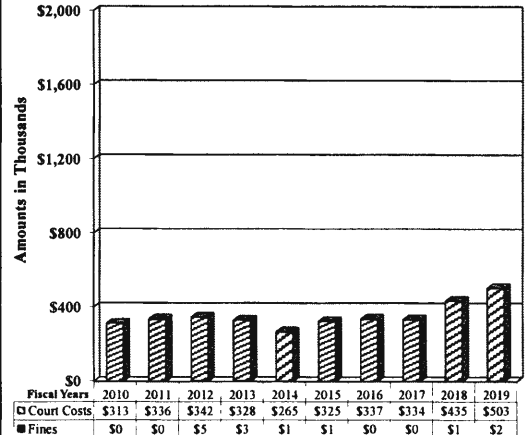
**210th District Court
Fines and Costs**



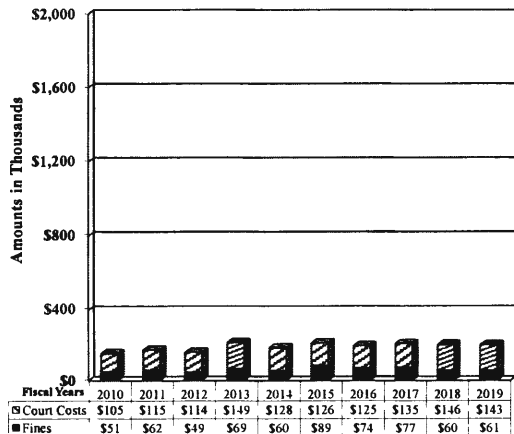
**243rd District Court
Fines and Costs**



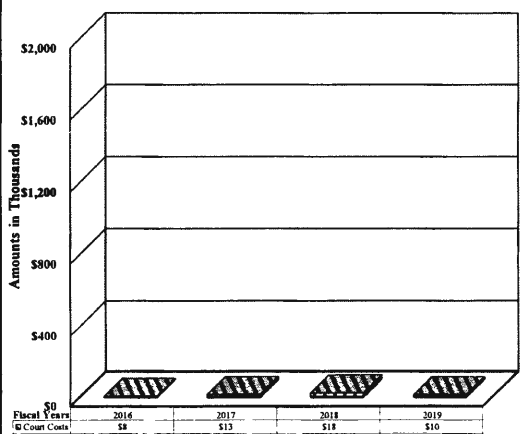
**327th District Court
Fines and Costs**



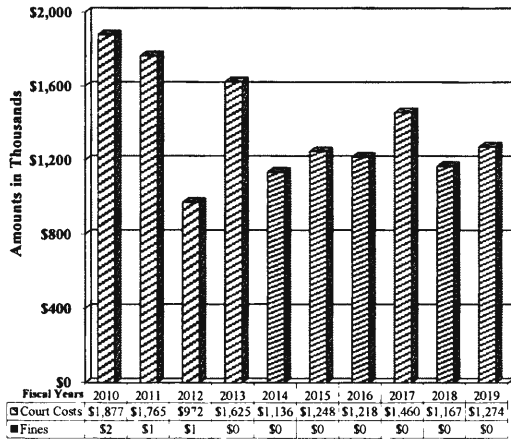
**346th District Court
Fines and Costs**



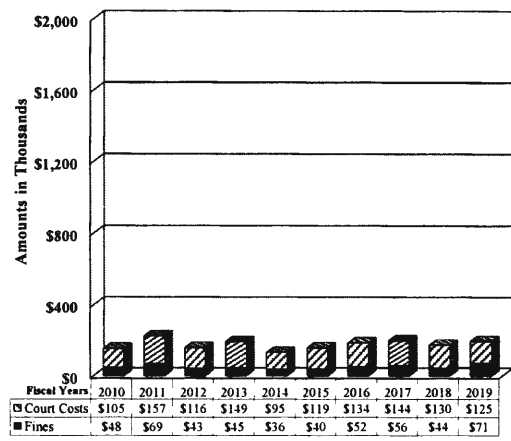
**346th Veteran Treatment Court
Fines and Costs**



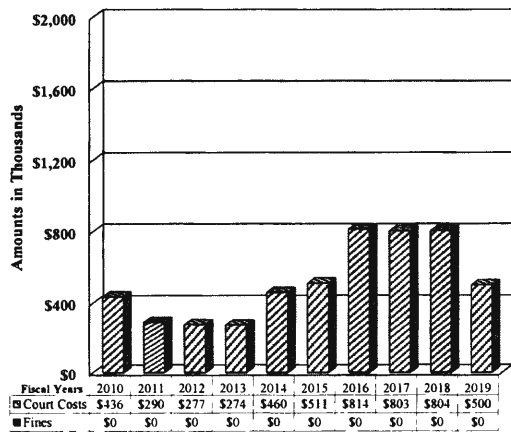
383rd District Court Fines and Costs



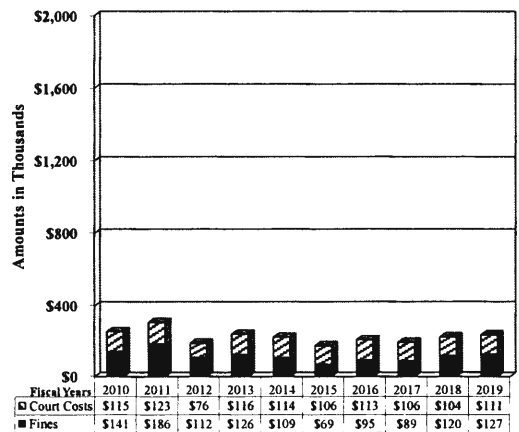
384th District Court Fines and Costs



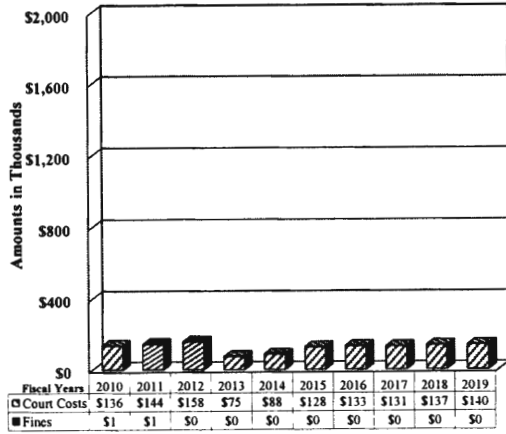
388th District Court Fines and Costs



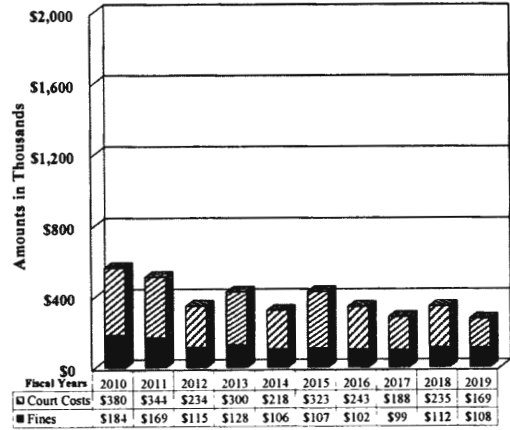
409th District Court Fines and Costs



**448th District Court
Fines and Costs**



**Criminal District Court No. 1
Fines and Costs**



County of El Paso, Texas
County Court at Law No. 1
Judge Ruth Reyes
October 1, 2018 through September 30, 2019

Fines and Costs

Criminal Collections:

By Sheriff, Financial Recovery Division
and EPC CSCD:

	Fines	County Court Costs	State Court Costs	Totals
October	\$8,567	\$9,643	\$4,379	\$22,589
November	10,535	9,337	3,778	23,650
December	8,635	5,579	2,772	16,986
January	9,300	7,770	2,720	19,790
February	8,828	6,009	2,584	17,421
March	9,626	8,197	2,776	20,599
April	7,058	6,837	2,063	15,958
May	7,938	6,646	3,077	17,661
June	8,746	7,504	3,657	19,907
July	7,041	5,531	3,004	15,576
August	7,225	4,990	2,946	15,161
September	7,543	4,903	2,835	15,281
Total Criminal Collections	101,042	82,946	36,591	220,579

Civil Collections:

By District Clerk and
County Clerk:

October	2,675	500	3,175
November	11,675	1,005	12,680
December	7,742	600	8,342
January	2,654	699	3,353
February	11,605	1,026	12,631
March	8,840	707	9,547
April	4,232	1,022	5,254
May	2,002	622	2,624
June	4,753	403	5,156
July	1,547	564	2,111
August	744	200	944
September	9,356	782	10,138
Total Civil Collections	67,825	8,130	75,955
Total Collections	\$101,042	\$150,771	\$44,721
			\$296,534

County of El Paso, Texas
County Court at Law No. 2
Judge Julie Gonzalez
October 1, 2018 through September 30, 2019

Fines and Costs

Criminal Collections:

	<u>By Sheriff, Financial Recovery Division and EPC CSCD:</u>			Totals
	Fines	County Court Costs	State Court Costs	
October	\$4,475	\$7,076	\$3,836	\$15,387
November	7,445	8,200	3,405	19,050
December	6,427	5,959	3,535	15,921
January	6,143	7,500	3,538	17,181
February	9,470	8,764	3,685	21,919
March	6,094	8,158	4,076	18,328
April	7,817	8,117	4,190	20,124
May	10,054	7,964	4,918	22,936
June	8,846	7,354	4,383	20,583
July	5,363	7,159	3,825	16,347
August	6,935	8,661	5,248	20,844
September	8,043	10,083	5,879	24,005
Total Criminal Collections	87,112	94,995	50,518	232,625

Civil Collections:

By District Clerk and
County Clerk:

October	2,652	350	3,002
November	2,714	400	3,114
December	1,840	314	2,154
January	4,527	963	5,490
February	8,458	1,399	9,857
March	2,782	764	3,546
April	918	327	1,245
May	3,427	688	4,115
June	3,498	685	4,183
July	525	581	1,106
August	2,722	639	3,361
September	2,965	261	3,226
Total Civil Collections	37,028	7,371	44,399
Total Collections	\$87,112	\$132,023	\$57,889
			\$277,024

County of El Paso, Texas
County Court at Law No. 3
Judge Javier Alvarez
October 1, 2018 through September 30, 2019

Fines and Costs

Criminal Collections:

By Sheriff, Financial Recovery Division
and EPC CSCD:

	County Court Costs	State Court Costs	Totals
October			
November			
December			
January			
February			
March			
April			
May			
June			
July			
August			
September			
<hr/>			
Total Criminal Collections			
<hr/>			

Civil Collections:

By District Clerk and
County Clerk:

October	\$13,480	\$8,505	\$21,985
November	12,655	7,671	20,326
December	7,261	4,433	11,694
January	12,470	7,594	20,064
February	7,320	4,021	11,341
March	12,627	7,087	19,714
April	12,006	7,734	19,740
May	10,927	6,592	17,519
June	9,613	5,736	15,349
July	11,269	7,143	18,412
August	13,508	9,126	22,634
September	12,199	7,805	20,004
<hr/>			
Total Civil Collections	135,335	83,447	218,782
<hr/>			
Total Collections	\$135,335	\$83,447	\$218,782
<hr/> <hr/>			

**County of El Paso, Texas
County Court at Law No. 4
Judge Alex Gonzalez
October 1, 2018 through September 30, 2019**

Fines and Costs

Criminal Collections:

By Sheriff, Financial Recovery Division
and EPC CSCD:

	Fines	County Court Costs	State Court Costs	Totals
October	\$7,202	\$6,977	\$2,584	\$16,763
November	4,431	5,550	2,064	12,045
December	4,159	3,601	1,503	9,263
January	5,300	4,591	1,051	10,942
February	8,054	5,816	1,760	15,630
March	4,559	5,582	1,888	12,029
April	4,741	4,580	1,928	11,249
May	7,514	5,295	2,453	15,262
June	5,912	5,490	2,644	14,046
July	8,464	5,257	2,829	16,550
August	4,122	3,685	1,637	9,444
September	3,437	4,326	1,835	9,598
Total Criminal Collections	67,895	60,750	24,176	152,821

Civil Collections:

By District Clerk and
County Clerk:

October	1,210	435	1,645
November	8,853	250	9,103
December	1,456	150	1,606
January	1,266	393	1,659
February	9,734	767	10,501
March	5,019	473	5,492
April	3,466	792	4,258
May	2,610	277	2,887
June	3,281	411	3,692
July	1,842	261	2,103
August	3,133	582	3,715
September	15,188	550	15,738
Total Civil Collections	57,058	5,341	62,399
Total Collections	\$67,895	\$117,808	\$29,517
			\$215,220

**County of El Paso, Texas
County Court at Law No. 5
Judge Jesus Rodriguez
October 1, 2018 through September 30, 2019**

Fines and Costs

Criminal Collections:

By Sheriff, Financial Recovery Division
and EPC CSCD:

	Fines	County Court Costs	State Court Costs	Totals
October				
November				
December				
January				
February				
March				
April				
May				
June				
July				
August				
September				
Total Criminal Collections				

Civil Collections:

By District Clerk and
County Clerk:

October	\$979	\$314	\$1,293
November	1,475	464	1,939
December	847	253	1,100
January	2,326	823	3,149
February	40,079	25,146	65,225
March	72,244	39,158	111,402
April	33,696	19,426	53,122
May	24,292	15,088	39,380
June	20,685	12,903	33,588
July	31,304	16,321	47,625
August	23,174	14,798	37,972
September	18,687	11,900	30,587
Total Civil Collections	269,788	156,594	426,382
Total Collections	\$269,788	\$156,594	\$426,382

County of El Paso, Texas
County Court at Law No. 6
Judge Sue Kurita
October 1, 2018 through September 30, 2019

Fines and Costs

Criminal Collections:

By Sheriff, Financial Recovery Division
and EPC CSCD:

	Fines	County Court Costs	State Court Costs	Totals
October	\$4	\$70		\$74
November		137		137
December				
January				
February				
March	175	14		189
April				
May				
June				
July				
August				
September				
Total Criminal Collections	179	221		400

Civil Collections:

By District Clerk and
County Clerk:

October	22,416	13,342	35,758
November	22,237	11,315	33,552
December	18,400	8,531	26,931
January	21,314	10,988	32,302
February	17,647	9,751	27,398
March	19,477	10,647	30,124
April	21,307	12,474	33,781
May	26,493	12,155	38,648
June	20,326	10,336	30,662
July	21,457	12,265	33,722
August	40,711	21,394	62,105
September	31,172	17,678	48,850
Total Civil Collections	282,957	150,876	433,833
Total Collections	\$179	\$283,178	\$150,876
			\$434,233

County of El Paso, Texas
County Court at Law No. 7
Judge Ruben Morales
October 1, 2018 through September 30, 2019

Fines and Costs

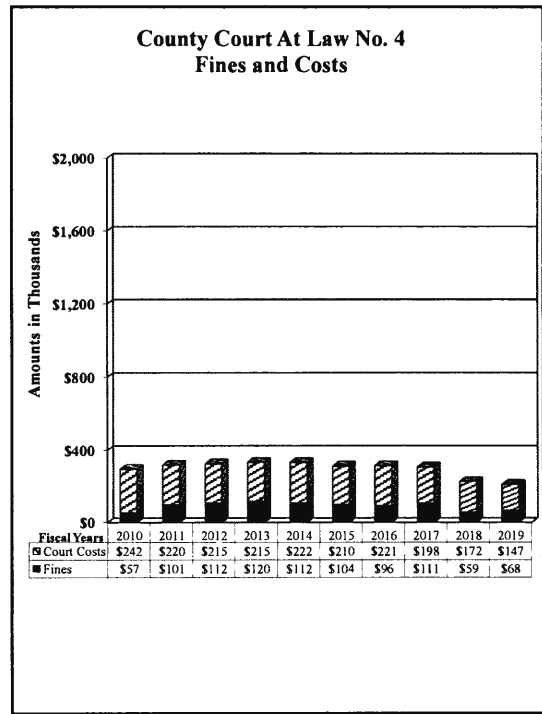
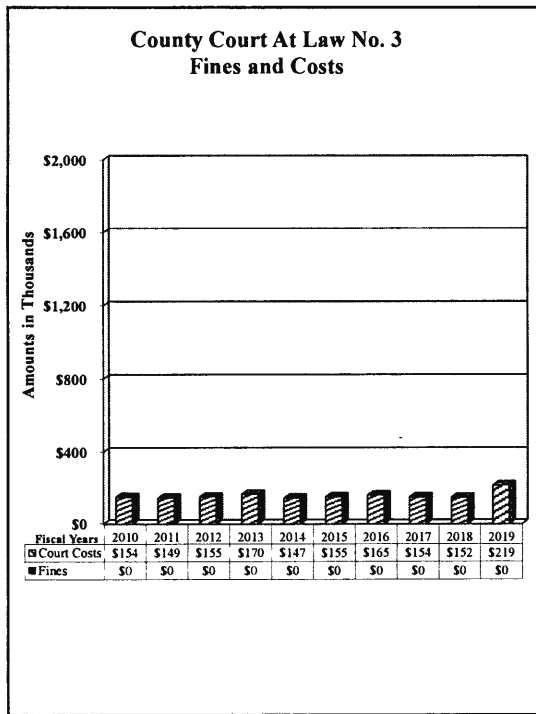
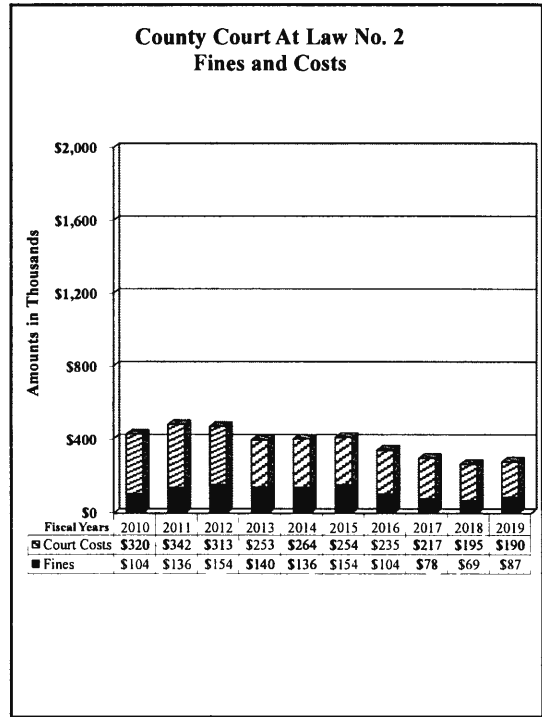
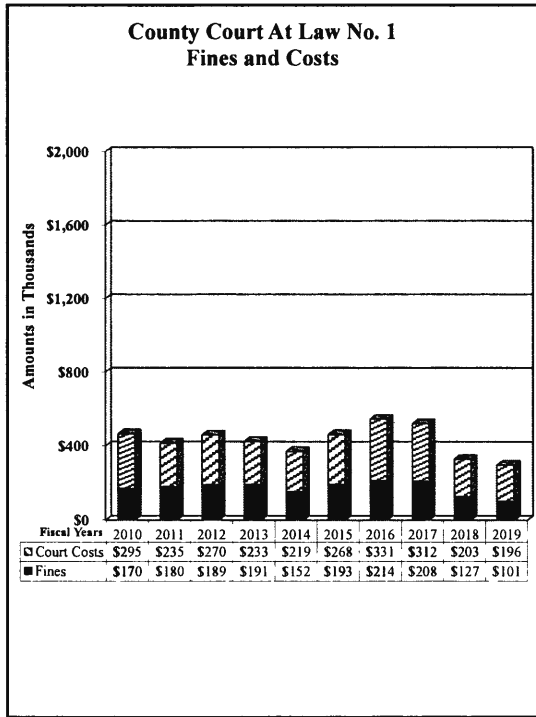
Criminal Collections:

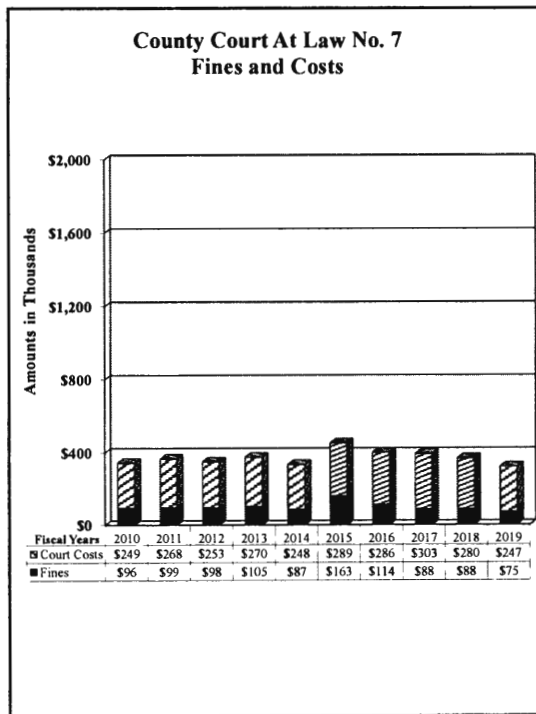
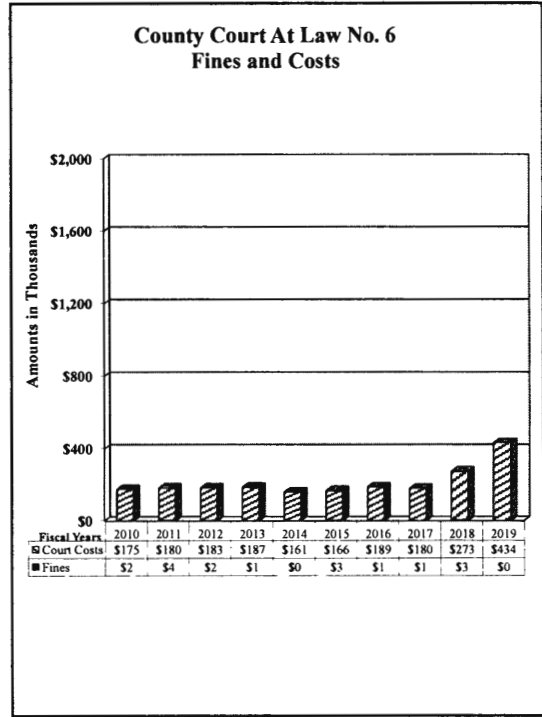
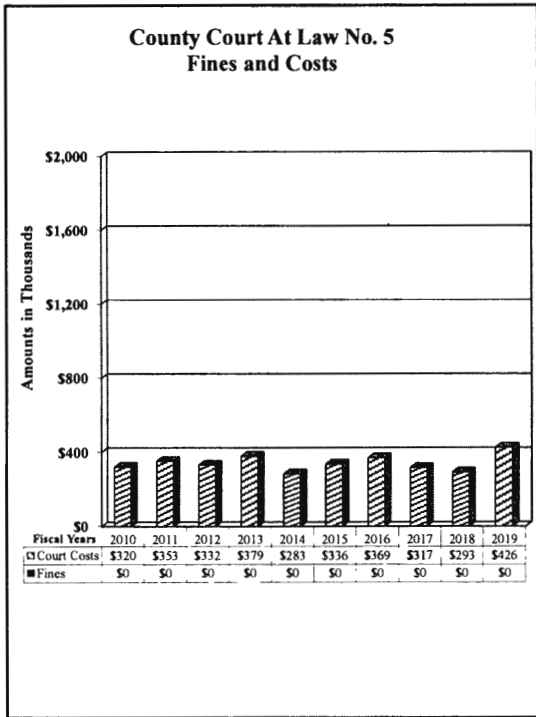
<u>By Sheriff, Financial Recovery Division and EPC CSCD:</u>	County Court Costs	State Court Costs	Totals	
October	\$9,542	\$9,955	\$4,930	\$24,427
November	8,260	11,194	5,439	24,893
December	6,966	7,888	4,042	18,896
January	6,789	8,434	3,799	19,022
February	5,832	8,079	3,720	17,631
March	6,421	8,974	3,377	18,772
April	5,425	6,595	2,991	15,011
May	5,144	6,626	3,405	15,175
June	6,980	5,292	2,546	14,818
July	4,034	5,126	2,525	11,685
August	5,807	5,380	1,750	12,937
September	4,070	4,582	1,951	10,603
Total Criminal Collections	75,270	88,125	40,475	203,870

Civil Collections:

By District Clerk and
County Clerk:

October	10,863	1,841	12,704	
November	4,044	1,963	6,007	
December	3,770	1,637	5,407	
January	11,241	1,001	12,242	
February	8,615	2,669	11,284	
March	7,324	2,249	9,573	
April	10,603	2,968	13,571	
May	5,236	2,939	8,175	
June	8,532	1,451	9,983	
July	4,188	1,895	6,083	
August	6,828	4,027	10,855	
September	9,418	3,079	12,497	
Total Civil Collections	90,662	27,719	118,381	
Total Collections	\$75,270	\$178,787	\$68,194	\$322,251





County of El Paso, Texas
County Criminal Court No. 1
Judge Alma Trejo
October 1, 2018 through September 30, 2019

Fines and Costs

Criminal Collections:

By Sheriff, Financial Recovery Division
and EPC CSCD:

	County Court Fines	County Court Costs	State Court Costs	Totals
October	\$4,312	\$7,114	\$2,288	\$13,714
November	4,428	5,306	1,934	11,668
December	3,134	4,398	1,538	9,070
January	5,279	5,198	2,198	12,675
February	7,283	5,069	1,752	14,104
March	7,429	5,825	2,162	15,416
April	5,026	5,497	1,963	12,486
May	6,466	5,973	2,603	15,042
June	6,252	4,300	1,675	12,227
July	5,296	3,703	1,653	10,652
August	7,121	5,436	2,041	14,598
September	6,509	3,961	1,596	12,066
Total Criminal Collections	68,535	61,780	23,403	153,718

Civil Collections:

By District Clerk and
County Clerk:

October	5,814	914	6,728
November	5,215	482	5,697
December	708	182	890
January	2,156	496	2,652
February	530	314	844
March	4,820	591	5,411
April	3,789	250	4,039
May	1,635	425	2,060
June	2,407	250	2,657
July	4,805	589	5,394
August	2,412	250	2,662
September	1,531	211	1,742
Total Civil Collections	35,822	4,954	40,776
Total Collections	\$68,535	\$97,602	\$28,357
	\$194,494		

County of El Paso, Texas
County Criminal Court No. 2
Judge Robert Anchondo
October 1, 2018 through September 30, 2019

Fines and Costs

Criminal Collections:

By Sheriff, Financial Recovery Division
and EPC CSCD:

	County Court	State Court	Totals	
	Fines	Costs	Costs	
October	\$6,877	\$9,713	\$5,376	\$21,966
November	3,699	10,294	4,779	18,772
December	3,558	6,393	3,412	13,363
January	7,685	8,027	4,027	19,739
February	6,965	9,075	4,486	20,526
March	7,767	9,742	4,545	22,054
April	5,972	5,869	3,707	15,548
May	6,673	6,874	4,148	17,695
June	5,399	7,057	3,808	16,264
July	7,879	6,756	4,266	18,901
August	7,022	8,732	4,113	19,867
September	5,600	8,021	4,983	18,604
Total Criminal Collections	75,096	96,553	51,650	223,299

Civil Collections:

By District Clerk and
County Clerk:

October	1,344	272	1,616	
November	660	100	760	
December	7,289	422	7,711	
January	1,508	414	1,922	
February	2,870	382	3,252	
March	563	150	713	
April	720	436	1,156	
May	4,850	482	5,332	
June	1,356	368	1,724	
July	1,176	145	1,321	
August	2,618	250	2,868	
September	4,694	554	5,248	
Total Civil Collections	29,648	3,975	33,623	
Total Collections	\$75,096	\$126,201	\$55,625	\$256,922

County of El Paso, Texas
County Criminal Court No. 3
Judge Carlos Carrasco
October 1, 2018 through September 30, 2019

Fines and Costs

Criminal Collections:

By Sheriff, Financial Recovery Division
and EPC CSCD:

	County Court Fines	County Court Costs	State Court Costs	Totals
October	\$4,538	\$7,681	\$3,478	\$15,697
November	2,682	7,518	2,095	12,295
December	3,122	6,479	2,438	12,039
January	5,178	6,878	2,990	15,046
February	6,776	7,990	3,423	18,189
March	6,251	8,135	2,897	17,283
April	4,786	5,973	3,174	13,933
May	5,680	7,439	3,353	16,472
June	5,130	5,376	2,190	12,696
July	4,720	6,931	2,787	14,438
August	6,294	6,097	3,050	15,441
September	6,608	5,847	2,839	15,294
Total Criminal Collections	61,765	82,344	34,714	178,823

Civil Collections:

By District Clerk and
County Clerk:

October	4,996	814	5,810
November	2,519	572	3,091
December	1,780	453	2,233
January	4,365	933	5,298
February	8,571	1,006	9,577
March	7,787	892	8,679
April	1,522	276	1,798
May	5,050	631	5,681
June	5,980	422	6,402
July	13,994	880	14,874
August	3,334	350	3,684
September	4,073	231	4,304
Total Civil Collections	63,971	7,460	71,431
Total Collections	\$61,765	\$146,315	\$42,174
			\$250,254

County of El Paso, Texas
County Criminal Court No. 4
Judge Jesus Herrera
October 1, 2018 through September 30, 2019

Fines and Costs

Criminal Collections:

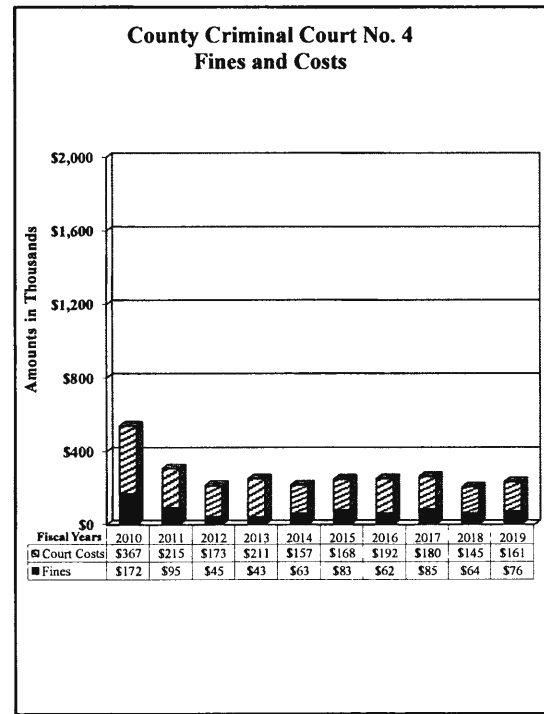
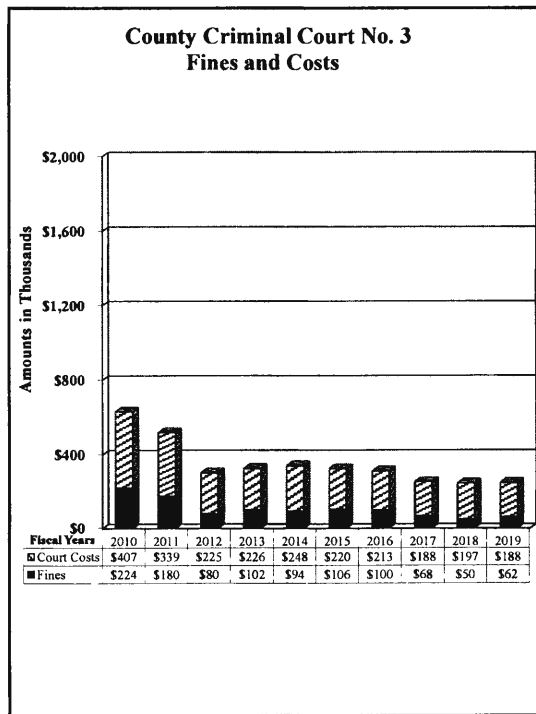
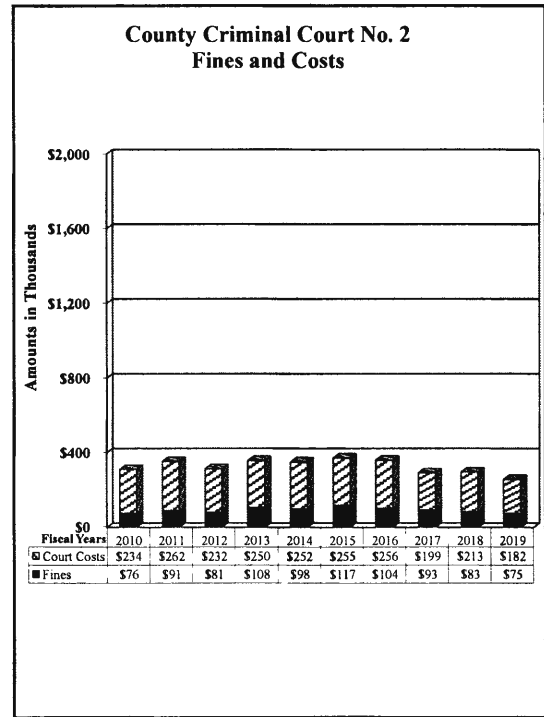
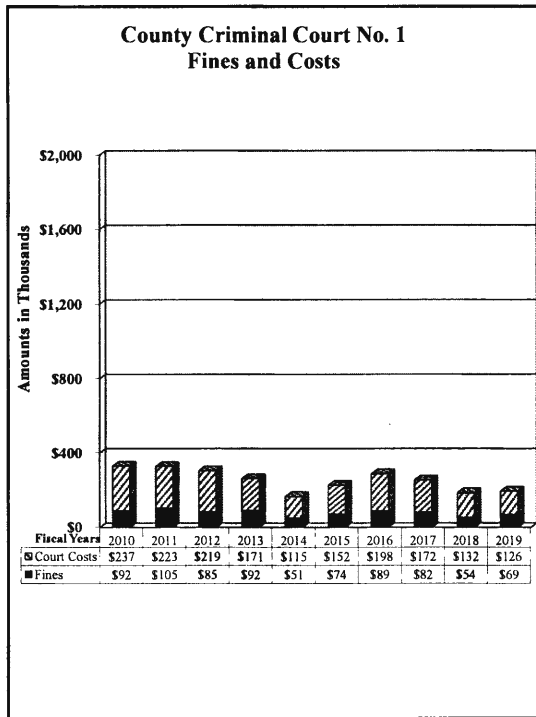
By Sheriff, Financial Recovery Division
and EPC CSCD:

	Fines	County Court Costs	State Court Costs	Totals
October	\$9,986	\$5,832	\$3,115	\$18,933
November	6,563	8,554	3,140	18,257
December	5,249	5,844	2,058	13,151
January	6,457	7,191	2,005	15,653
February	6,658	6,334	2,399	15,391
March	6,763	8,283	2,562	17,608
April	5,612	5,943	2,308	13,863
May	5,892	6,260	2,383	14,535
June	4,223	5,814	1,902	11,939
July	6,270	7,638	2,386	16,294
August	7,109	7,279	2,711	17,099
September	5,435	5,860	2,144	13,439
Total Criminal Collections	76,217	80,832	29,113	186,162

Civil Collections:

By District Clerk and
County Clerk:

October	2,404	422	2,826
November	1,229	250	1,479
December	800	176	976
January	3,171	492	3,663
February	8,249	832	9,081
March	4,589	389	4,978
April	4,889	496	5,385
May	2,282	190	2,472
June	1,358	309	1,667
July	6,296	518	6,814
August	910	414	1,324
September	10,458	311	10,769
Total Civil Collections	46,635	4,799	51,434
Total Collections	\$76,217	\$127,467	\$33,912
	\$237,596		



County of El Paso, Texas
Jury Duty Court
Visiting Judges
October 1, 2018 through September 30, 2019

Fines and Costs

Criminal Collections:

By Financial Recovery Division and
EPC CSCD:

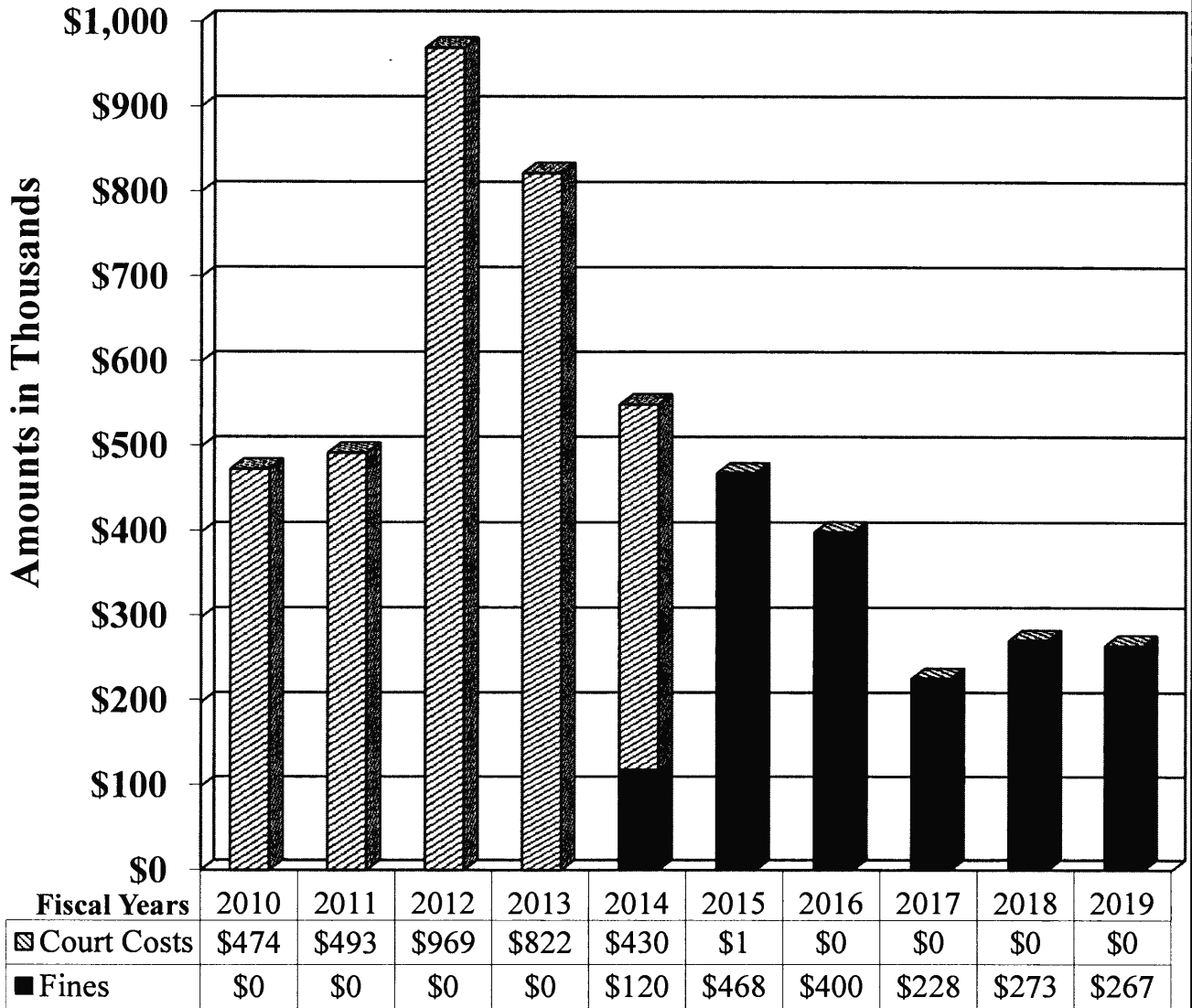
	County Court Costs	State Court Costs	Totals
October			
November			
December			
January			
February			
March			
April			
May			
June			
July			
August			
September			
<hr/>			
Total Criminal Collections			
<hr/>			

Civil Collections:

By County Clerk:

October	\$32,262		\$32,262
November	29,672		29,672
December	15,855		15,855
January	24,879		24,879
February	22,867		22,867
March	20,953		20,953
April	22,002		22,002
May	15,935		15,935
June	14,900		14,900
July	24,352		24,352
August	24,711		24,711
September	18,960		18,960
<hr/>			
Total Civil Collections	267,348		267,348
<hr/>			
Total Collections	<u>\$267,348</u>		<u>\$267,348</u>

Jury Duty Court Fines and Costs



County of El Paso, Texas
Probate Court No. 1
Judge Patricia Chew
October 1, 2018 through September 30, 2019

Fines and Costs

Criminal Collections:

By Financial Recovery Division:

	County Court Costs	State Court Costs	Totals
October			
November			
December			
January			
February			
March			
April			
May			
June			
July			
August			
September			
Total Criminal Collections			

Civil Collections:

By County Clerk:

October	\$26,923	\$7,493	\$34,416
November	19,411	4,673	24,084
December	15,972	4,752	20,724
January	20,484	6,531	27,015
February	18,512	5,837	24,349
March	22,196	6,899	29,095
April	24,439	7,449	31,888
May	21,342	6,704	28,046
June	17,572	5,284	22,856
July	20,576	6,334	26,910
August	20,929	6,338	27,267
September	17,822	5,469	23,291
Total Civil Collections			
	246,178	73,763	319,941
Total Collections			
	\$246,178	\$73,763	\$319,941

County of El Paso, Texas
Probate Court No. 2
Judge Eduardo Gamboa
October 1, 2018 through September 30, 2019

Fines and Costs

Criminal Collections:

By Financial Recovery Division:

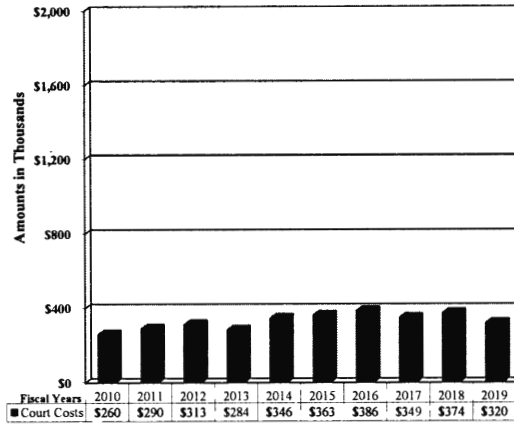
	County Court Costs	State Court Costs	Totals
October			
November			
December			
January			
February			
March			
April			
May			
June			
July			
August			
September			
<hr/>			
Total Criminal Collections			
<hr/>			

Civil Collections:

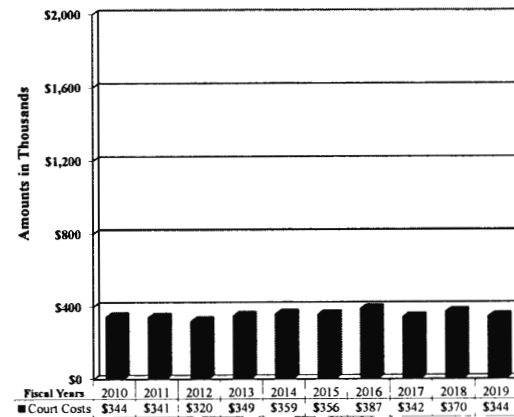
By County Clerk:

October	\$27,447	\$6,853	\$34,300
November	18,995	5,214	24,209
December	22,053	5,585	27,638
January	19,924	5,879	25,803
February	22,266	6,485	28,751
March	21,808	6,716	28,524
April	26,828	8,582	35,410
May	23,262	7,539	30,801
June	18,517	5,108	23,625
July	20,539	5,898	26,437
August	26,090	7,828	33,918
September	19,104	5,014	24,118
<hr/>			
Total Civil Collections	266,833	76,701	343,534
<hr/>			
Total Collections	\$266,833	\$76,701	\$343,534
<hr/> <hr/>			

**Probate Court No. 1
Fines and Costs**



**Probate Court No. 2
Fines and Costs**



**County of El Paso, Texas
 County Mental Health Court No. 1
 Heard at Probate Courts
October 1, 2018 through September 30, 2019**

Fines and Costs

Criminal Collections:

By Financial Recovery Division:

	County Court Costs	State Court Costs	Totals
October			
November			
December			
January			
February			
March			
April			
May			
June			
July			
August			
September			
<hr/>			
Total Criminal Collections			
<hr/>			

Civil Collections:

By County Clerk

October	\$3,777	\$1,099	\$4,876
November	10,168	2,958	13,126
December	2,324	676	3,000
January	15,687	4,563	20,250
February	3,196	930	4,126
March			
April	9,587	2,789	12,376
May	16,268	4,732	21,000
June	4,067	1,183	5,250
July	16,559	4,707	21,266
August	8,328	2,422	10,750
September	8,521	2,479	11,000
<hr/>			
Total Civil Collections	98,482	28,538	127,020
<hr/>			
Total Collections	\$98,482	\$28,538	\$127,020
<hr/> <hr/>			

County of El Paso, Texas
County Mental Health Court No. 2
Heard at Probate Courts
October 1, 2018 through September 30, 2019

Fines and Costs

Criminal Collections:

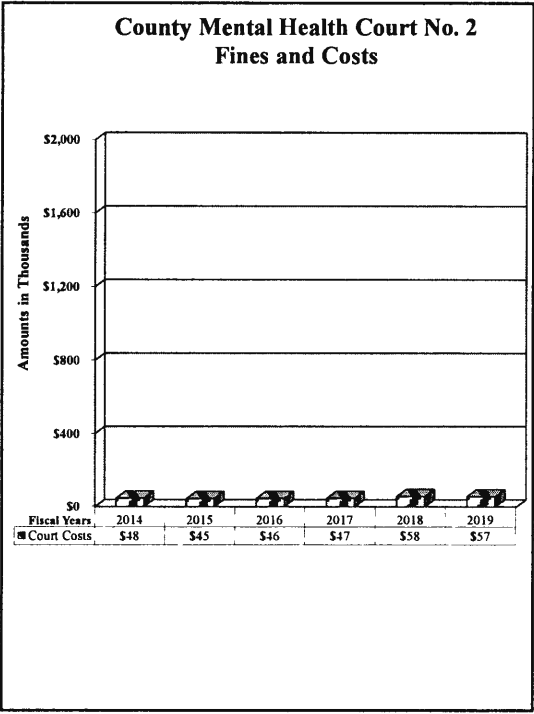
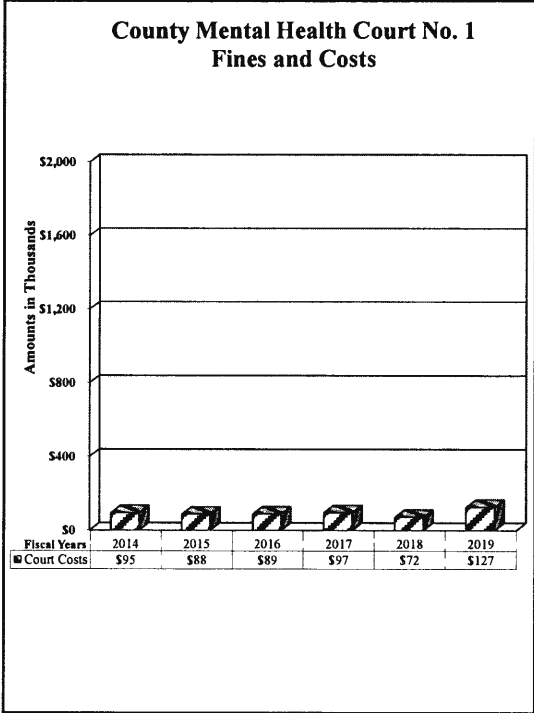
By Financial Recovery Division:

	County Court Costs	State Court Costs	Totals
October			
November			
December			
January			
February			
March			
April			
May			
June			
July			
August			
September			
Total Criminal Collections			

Civil Collections:

By County Clerk

October	\$2,615	\$761	\$3,376
November			
December			
January			
February	5,520	1,606	7,126
March	15,106	4,394	19,500
April	1,453	423	1,876
May			
June			
July	4,648	1,352	6,000
August	9,006	2,620	11,626
September	5,810	1,690	7,500
Total Civil Collections			
	44,158	12,846	57,004
Total Collections			
	\$44,158	\$12,846	\$57,004



County of El Paso, Texas
County Attorney
Jo Anne Bernal
October 1, 2018 through September 30, 2019

Fees

Collections:

By County Attorney:

Miscellaneous Commissions	\$36,839	
Non-sufficient Funds Checks and County Attorney Fees	76,071	
Protective Order Application Fees	416	\$113,326

For Other County Offices:

County Clerk - Bond forfeiture Commissions	49,100	49,100
Total Collections		<u><u>\$162,426</u></u>

Disbursements:

To County Treasury:

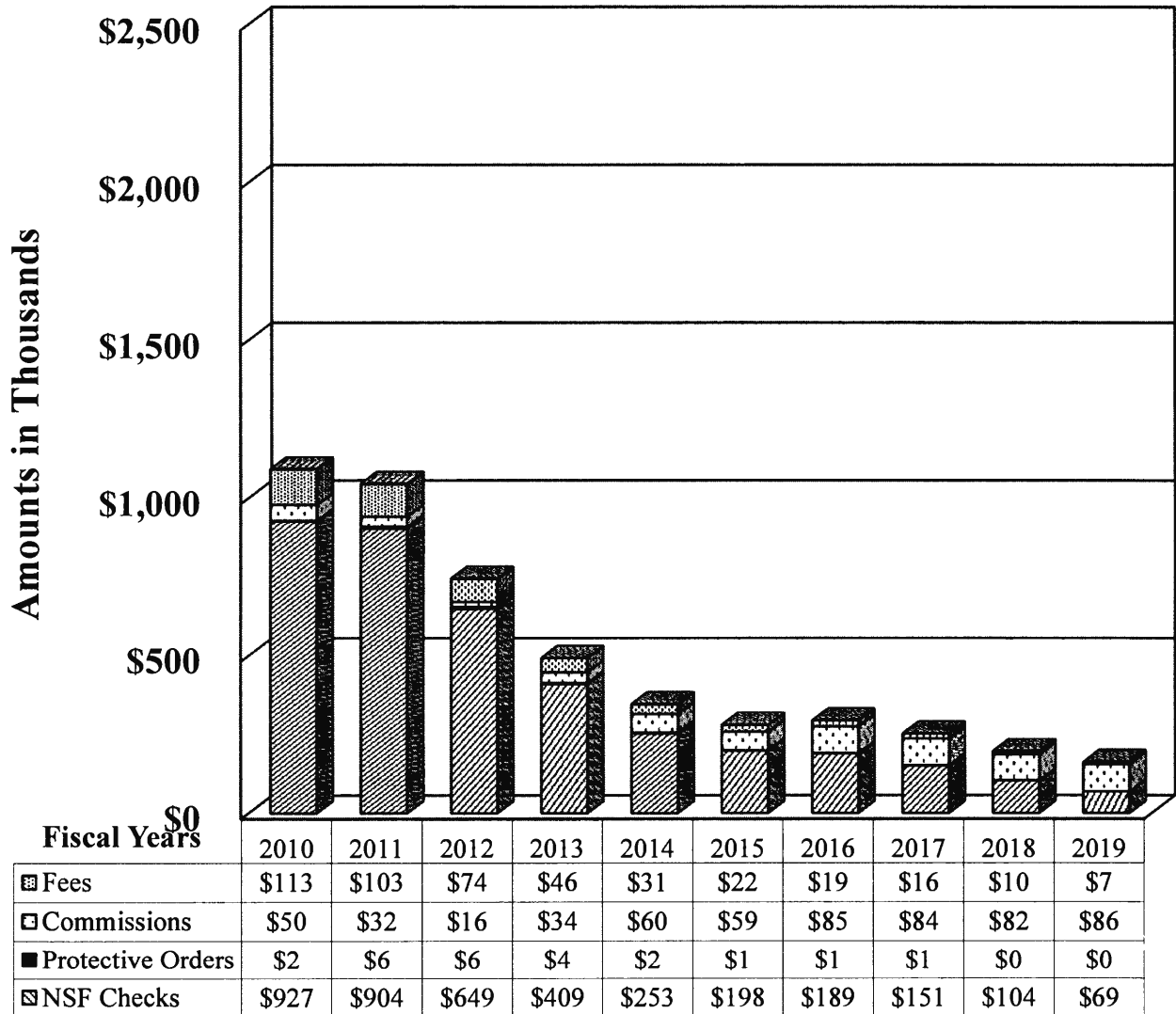
Bad Check Operating Account		\$7,261
County Attorney Commissions Fund		85,939
General Fund		416
Non-sufficient Funds Check Trust Fund		68,810
Total Disbursements		<u><u>\$162,426</u></u>

County of El Paso, Texas
County Attorney
Jo Anne Bernal
October 1, 2018 through September 30, 2019

Collections

	NSF Checks	County Attorney Fees	Protective Order Application Fees	Other Commissions	Bond Forfeiture Commissions	Totals
October	\$2,938	\$500		\$2,045	\$2,200	\$7,683
November	5,924	645	\$4	4,080	3,500	14,153
December	2,918	345		2,128	800	6,191
January	4,954	520		2,795	5,400	13,669
February	3,977	301		4,986	3,000	12,264
March	13,422	1,249		2,571	5,200	22,442
April	11,211	815		3,119	3,800	18,945
May	5,213	596	54	3,089	5,600	14,552
June	3,627	415	196	1,903	1,400	7,541
July	7,734	1,115	54	3,525	7,300	19,728
August	2,908	255	54	2,524	5,967	11,708
September	3,984	505	54	4,074	4,933	13,550
Totals	\$68,810	\$7,261	\$416	\$36,839	\$49,100	\$162,426

County Attorney Fee Collections



County of El Paso, Texas
County Clerk
Delia Briones
October 1, 2018 through September 30, 2019

Fees

Collections:

Filings and Recordings:

Certified Copies	\$101,922	
Courthouse Security	115,361	
Deeds	1,953,968	
Financial Statements and Assumed Names	15,627	
Records Management & Preservation	<u>1,132,470</u>	\$3,319,348

Vital Statistics:

Birth Certificates	1,125,690	
Certified Copies of Marriage Licenses	60,036	
Death Certificates	60,956	
Marriage Licenses	<u>221,785</u>	1,468,467

Other Clerk's Fees:

Administrative Fee	75	
Archive Fee	1,143,652	
County Clerk's Fee	2,025,215	
Vitals Preservation Fees	79,557	
Miscellaneous Fees	<u>1,072</u>	3,249,571

Total County Clerk's Fees Collected **8,037,386**

Licenses and Permits:

Beer and Wine Licenses	945	
Sewage Inspection Permits	<u>64,040</u>	64,985

Court Costs:

Bond Forfeitures	49,100	
Civil	423,877	
County Sheriff	151,205	
Courthouse Security	21,685	
Alternative Dispute Resolution	61,069	
Court Reporter Fees	96,202	
Interest Income	5,859	
Judges' Educational Fund	37,084	
Jury Fund	1,474	
Legal Service Fee	32,648	
Library Fund	142,140	
Probate	237,121	
Records Management & Preservation	37,466	
State E-filing System	158,799	
CC Court of Appeals Fee- Eighth District of Texas Court	11,607	
Texas Judicial Fund	358,065	
Judicial and Court Personnel Training Fee	32,409	
State Judicial Support Fee	8,898	
Support Court Guardianship Fee	<u>46,329</u>	1,913,037

Miscellaneous State Fees:

Birth Certificate Comptroller Fees-State	100,498	
Birth Certificate Fees-State	2,106	
Marriage License Fees-State	221,785	
Sewage Inspection Fees-State	<u>1,930</u>	326,319

Total Collections **\$10,341,727**

(continued)

County of El Paso, Texas

County Clerk

Delia Briones

October 1, 2018 through September 30, 2019

Disbursements

Disbursements:

County Attorney Commissions	49,100	
County Clerk Records Management & Preservation Fund	1,132,470	
Courthouse Security	137,046	
General Fund	6,632,114	
Library Fund	142,140	
Records Management & Preservation Fund	37,466	
Vitals Preservation Fees	<u>79,557</u>	\$9,353,545

To Others:

Alternative Dispute Resolution	61,069	
State of Texas	<u>927,113</u>	<u>988,182</u>

Total Disbursements \$10,341,727

(concluded)

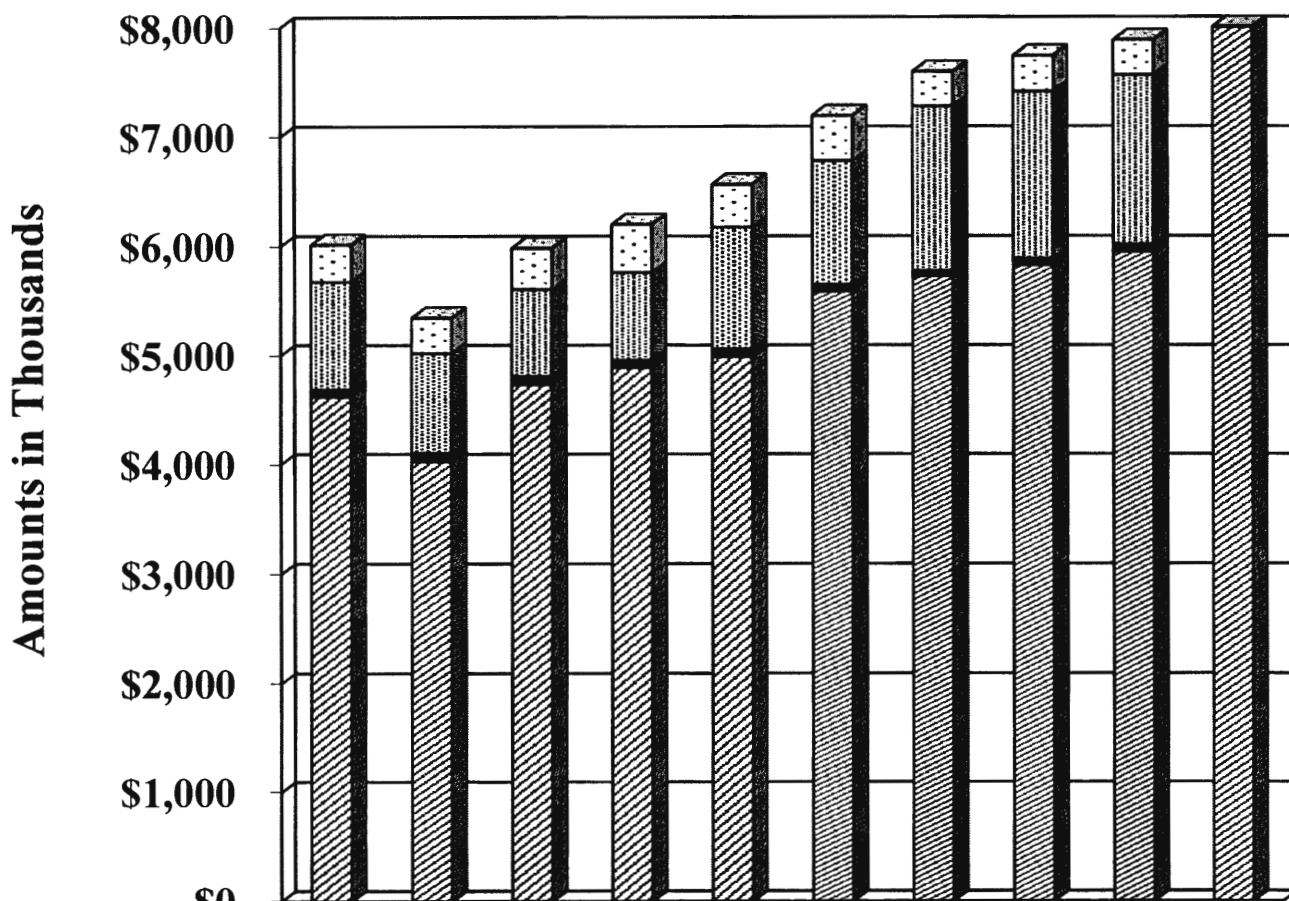
County of El Paso, Texas
County Clerk
Delia Briones
October 1, 2018 through September 30, 2019

Fees (1)

			Beer and	Sewage	State	
October	\$540,551	\$138,967	\$90	\$3,655	\$27,102	\$710,365
November	457,490	123,112	70	2,725	22,377	605,774
December	415,019	93,378	70	2,755	20,024	531,246
January	488,397	134,339	30	3,300	24,825	650,891
February	440,221	193,887	70	4,205	26,002	664,385
March	593,860	221,475	85	4,025	33,111	852,556
April	583,279	165,367	105	7,685	26,289	782,725
May	668,660	157,457	115	8,250	28,611	863,093
June	1,648,903	123,721	135	4,210	26,916	1,803,885
July	759,721	164,243	70	10,095	30,634	964,763
August	745,762	192,101	45	7,505	31,733	977,146
September	695,523	199,131	60	5,630	28,695	929,039
<hr/>						
	\$8,037,386	\$1,907,178	\$945	\$64,040	\$326,319	\$10,335,868

(1) This table excludes interest income.

County Clerk Fee Collections



Fiscal Years	2010	2011	2012	2013	2014	2015	2016	2017	2018	2019
□ Miscellaneous Fees	\$336	\$322	\$376	\$437	\$389	\$410	\$316	\$325	\$317	\$326
▣ Court Costs	\$992	\$918	\$797	\$806	\$1,116	\$1,132	\$1,500	\$1,522	\$1,546	\$1,907
■ Licenses & Permits	\$63	\$78	\$79	\$70	\$70	\$64	\$47	\$60	\$68	\$65
▤ Clerk's Fees	\$4,622	\$4,025	\$4,731	\$4,886	\$4,988	\$5,584	\$5,729	\$5,830	\$5,949	\$8,037

County of El Paso, Texas
County Clerk
Miscellaneous Fees
October 1, 2018 through September 30, 2019

Criminal Collections:

By Financial Recovery Division and
EPC CSCD:

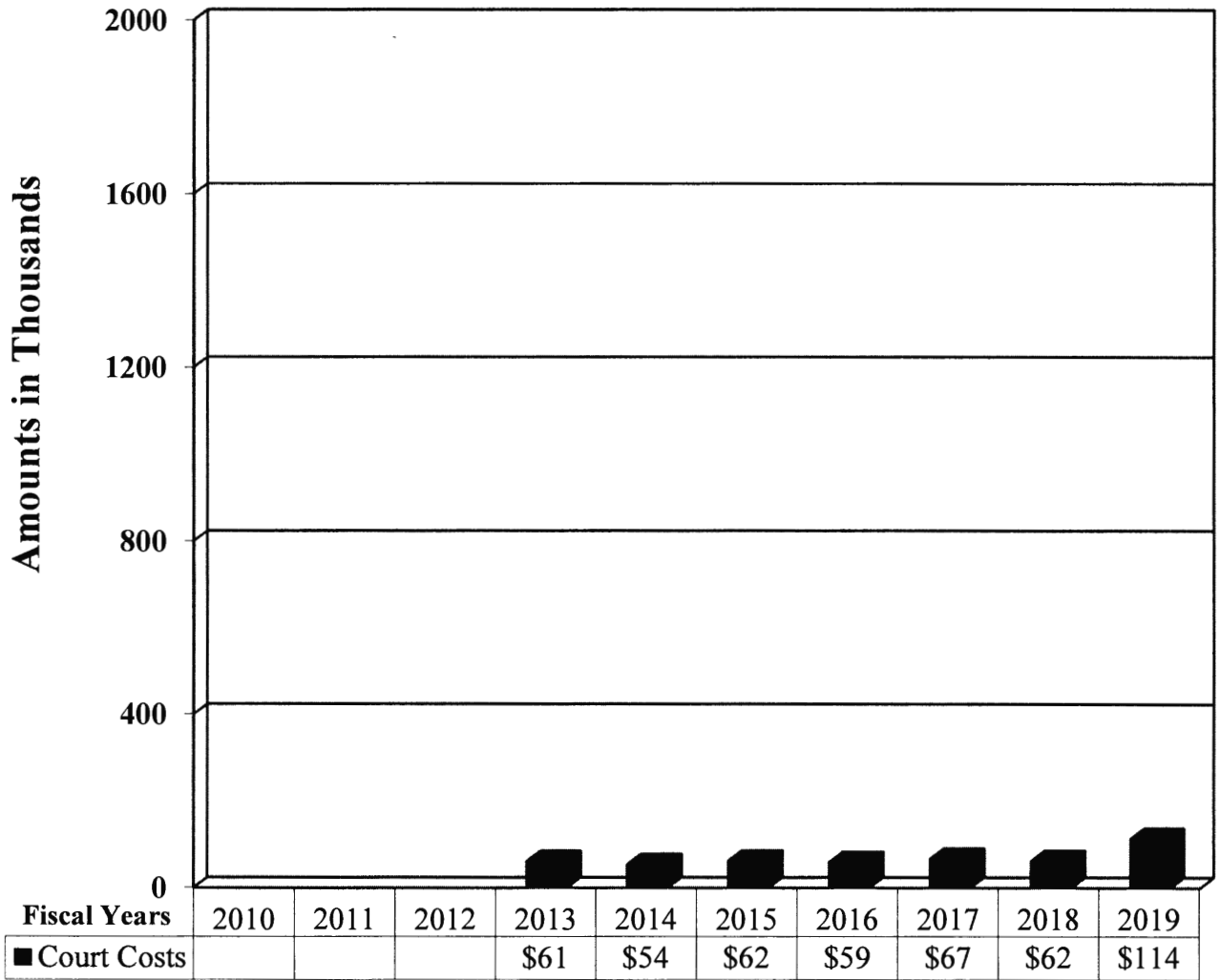
	County Court Costs	State Court Costs	Totals
October			
November			
December			
January			
February			
March			
April			
May			
June			
July			
August			
September			
Total Criminal Collections			

Civil Collections:

By County Clerk:

October	\$7,584	\$1,163	\$8,747
November	4,715		4,715
December	4,305	219	4,524
January	9,187	191	9,378
February	8,191	408	8,599
March	9,558	507	10,065
April	12,005	544	12,549
May	12,074	698	12,772
June	9,713	577	10,290
July	11,809	268	12,077
August	9,715	310	10,025
September	9,858	289	10,147
Total Civil Collections	108,714	5,174	113,888
Total Collections	\$108,714	\$5,174	\$113,888

County Clerk Miscellaneous Fees



**County of El Paso, Texas
County Administration
Financial Recovery Division
October 1, 2018 through September 30, 2019**

Fees

Collections:

County Court Costs and Fees:

Constable Fees	\$289	
County Clerk CCC-DWI-PD	42,052	
County Clerk's Fees	176,937	
Court Appointed Attorney Fees	1,876	
Courthouse Security	10,593	
Judicial Support County (SJPC)	1,767	
Juvenile Case Management Fee	481	
Fines	1,390,964	
Jury Fees	11,879	
Local Crime Stoppers	2,540	
Other Fees	11,494	
Prosecuting Attorney Fees	40,334	
Records Management Fees	73,584	
Sheriff Fees	73,916	
Time Payment Fees	22,616	\$1,861,322

State Court Costs:

Compensation for Victims of Crime	22,280	
Consolidated Court Costs Fees	257,405	
Correctional Management Institute Fee	1	
Department of Public Safety	5,426	
DNATesting Fee	7,363	
Emergency Medical System	110,876	
Fugitive Apprehension	13	
Judicial and Court Personnel Training	6	
Texas Judicial Fund	23,571	
Time Payment Fees	22,321	
University of Texas-El Paso	115	
Judiciary Support State (SJFS)	15,877	
Drug Court Fund (DWI-DCF)	113,053	
Indigent Defense Fund (IDF)	5,875	
State E-filing System	14,459	598,641

Total Collections \$2,459,963 (1)

Disbursements:

General Fund	\$1,777,145
Courthouse Security	10,593
Records Management and Preservation	73,584
State of Texas	598,641
Others	

Total Disbursements \$2,459,963

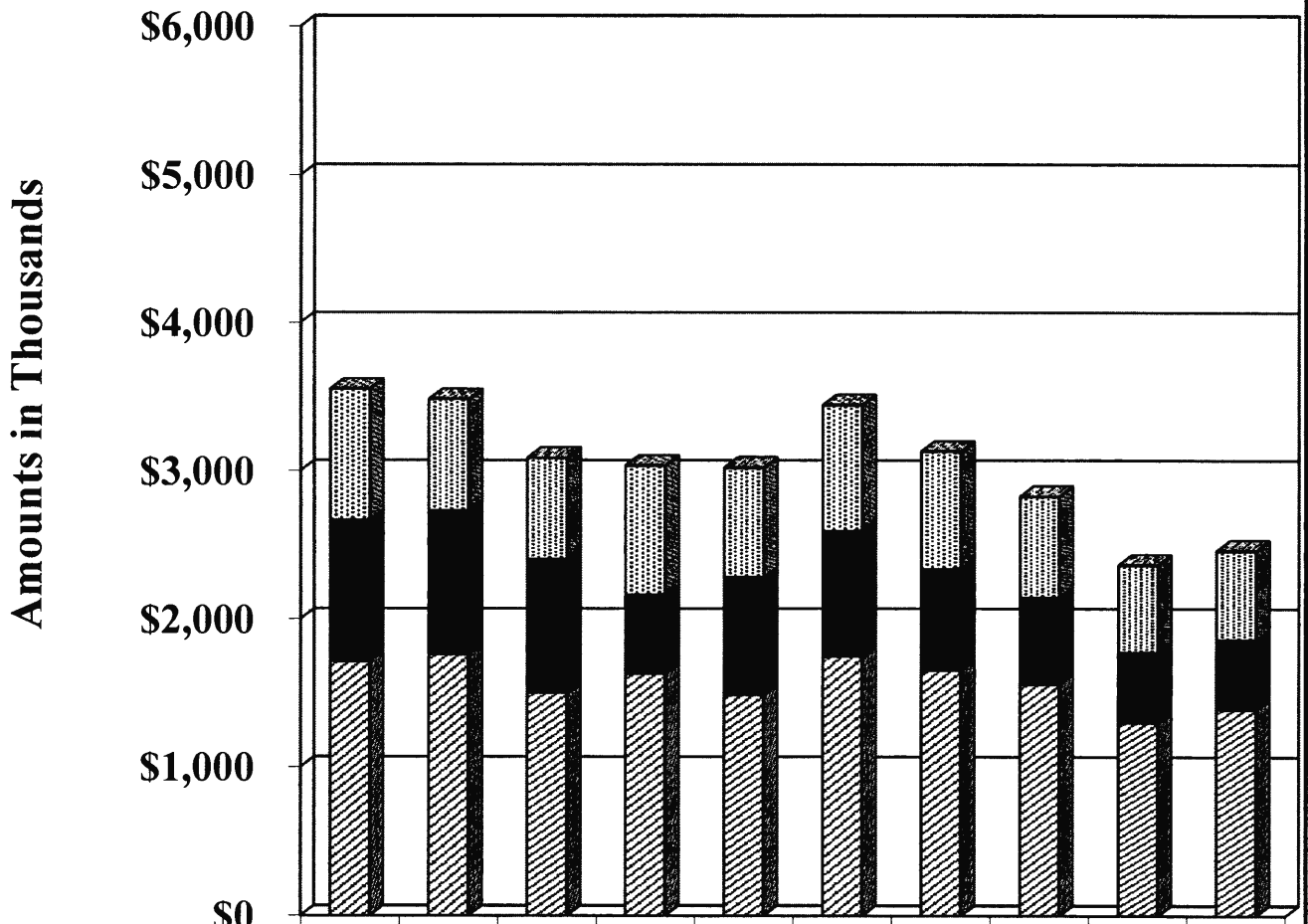
(1) In addition to total collections, an amount of \$1,062,181 was collected for the Justices of the Peace.

County of El Paso, Texas
County Administration
Financial Recovery Division
October 1, 2018 through September 30, 2019

Fees

	County Clerk Fees	Courthouse Security	Records Management Fees	Other County Court Costs and Fees	Fines	State Court Costs	Totals
October	\$15,976	\$927	\$6,691	\$20,430	\$131,383	\$53,640	\$229,047
November	15,631	932	6,539	19,398	112,088	51,514	206,102
December	12,173	687	4,881	14,544	86,018	39,678	157,981
January	13,700	802	5,504	16,057	111,970	45,525	193,558
February	14,020	839	5,820	16,242	142,450	48,392	227,763
March	15,204	964	6,519	17,687	137,128	54,625	232,127
April	13,947	830	5,714	16,540	109,371	47,734	194,136
May	16,559	1,028	7,085	18,959	117,876	57,278	218,785
June	14,361	874	6,042	16,846	113,161	49,264	200,548
July	15,250	929	6,353	17,186	115,526	51,204	206,448
August	15,032	894	6,192	17,525	109,902	49,671	199,216
September	15,084	887	6,244	17,830	104,091	50,116	194,252
Totals	\$176,937	\$10,593	\$73,584	\$209,244	\$1,390,964	\$598,641	\$2,459,963

County Administration Financial Recovery Division Criminal Fee Collections



Fiscal Years	2010	2011	2012	2013	2014	2015	2016	2017	2018	2019
State Court Costs	\$883	\$750	\$682	\$871	\$736	\$848	\$790	\$683	\$589	\$599
County Court Costs	\$955	\$969	\$903	\$535	\$793	\$848	\$687	\$586	\$476	\$470
Fines	\$1,713	\$1,761	\$1,500	\$1,627	\$1,489	\$1,745	\$1,652	\$1,558	\$1,299	\$1,391

County of El Paso, Texas
County Sheriff
Richard Wiles
October 1, 2018 through September 30, 2019

Funds and Fees

Collections:

Interest Income:

N.O.W. Account		\$2,155
----------------	--	---------

By Sheriff:

Prisoner Maintenance:

Federal Prisoners	\$20,612,080	
City of El Paso Prisoners	374,088	
U.S. Extradition Service, LLC	16,305	21,002,473

Miscellaneous:

Bail Bond Posting Fee	160,770	
Executions and Orders of Sale	137,863	
Foreign Civil Costs	70,927	
Identification Records	36,129	
Alarm Permit	9,090	
Sexually Oriented Business	15,925	
Special Events	1,440	
Bail Bond Background Application Fees	5,734	437,878
Other		

Total Collections by Sheriff		21,442,506
------------------------------	--	------------

By Other County Offices:

County Clerk	151,205	
Financial Recovery Division	73,916	
District Clerk	350,979	
Justices of the Peace	229,361	805,461

Total Funds and Fees Collected		\$22,247,967
--------------------------------	--	--------------

Disbursements:

To County Treasury:

Prisoner Maintenance:

U. S. Marshall	\$20,612,080	
City of El Paso	374,088	
U.S. Extradition Service, LLC	16,305	\$21,002,473

N. O. W. Account Interest Earned		2,155
----------------------------------	--	-------

Miscellaneous Fees		437,878
--------------------	--	---------

Total Direct Disbursements to County Treasury		21,442,506
-----------------------------------------------	--	------------

Disbursements to County by Other Offices:

County Clerk	151,205	
Financial Recovery Division	73,916	
District Clerk	350,979	
Justices of the Peace	229,361	805,461

Total Disbursements		\$22,247,967
---------------------	--	--------------

County of El Paso, Texas
County Sheriff
Richard Wiles
October 1, 2018 through September 30, 2019

Funds and Fees (1)

Collections:

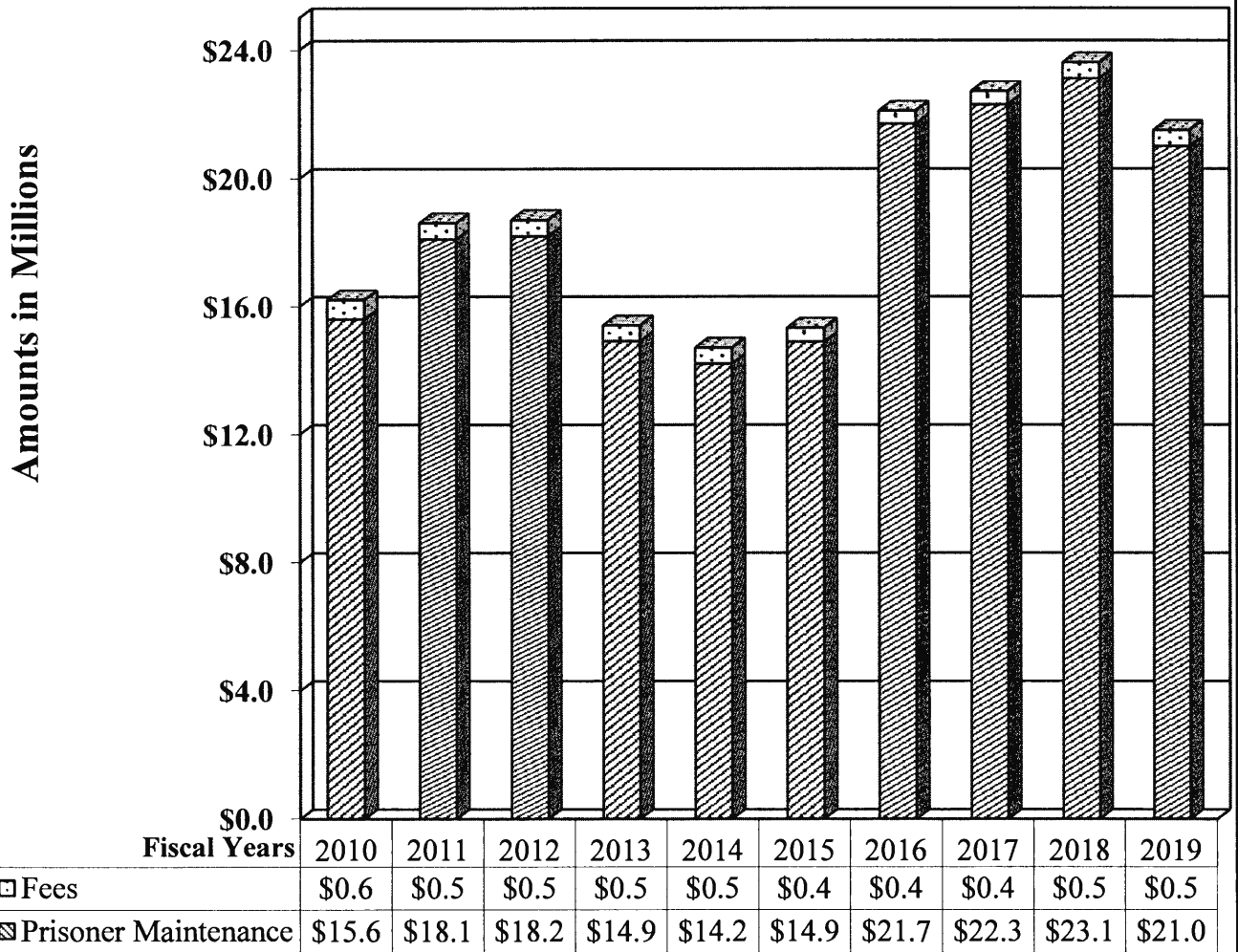
	Prisoner Maintenance	Miscellaneous	By Other County Officers	Totals
October	\$1,579,894	\$42,905	\$277,690	\$1,900,489
November	1,575,612	34,334	49,541	1,659,487
December	1,607,392	30,524	39,143	1,677,059
January	1,566,263	38,254	52,440	1,656,957
February	1,607,094	34,206	47,732	1,689,032
March	2,079,254	38,777	69,250	2,187,281
April	1,773,814	36,886	49,837	1,860,537
May	1,793,974	36,910	52,209	1,883,093
June	1,835,334	27,404	42,654	1,905,392
July	1,886,534	38,174	28,781	1,953,489
August	1,854,294	41,308	52,529	1,948,131
September	1,843,014	38,196	43,655	1,924,865
Totals	\$21,002,473	\$437,878	\$805,461	\$22,245,812

(1) This table excludes the interest income.

Collections by Justices of the Peace:

	Misdemeanor Totals
Robert T. Pearson, Precinct No. 1 (Northwest)	\$653
Brian J. Haggerty, Precinct No. 2 (Northeast)	32,320
Guadalupe Aponte, Precinct No. 3 (Central)	23,904
Jesus Urenda, Precinct No. 4 (East)	43,770
John Chatman, Precinct No. 5 (Lower Valley)	28,610
Ruben Lujan, Precinct No. 6, Place 1 (Clint)	15,497
Enedina Nina Serna, Precinct No. 6, Place 2 (Far East)	45,509
Steve Anderson, Precinct No. 7 (Vinton)	26,678
Total Collections by Justice of the Peace	\$216,941

County Sheriff Funds and Fees Collected



County of El Paso, Texas
County Tax Assessor-Collector
Ruben P. Gonzalez
October 1, 2018 through September 30, 2019

Funds and Fees

Collections:

Interest Income:

N. O. W. Account	\$17,500
------------------	----------

Fees:

County	22,153,442
--------	------------

Funds:

County		\$193,766,451
--------	--	---------------

State		160,265,046
-------	--	-------------

Total Funds		<u>354,031,497</u>
-------------	--	--------------------

Total Collections		<u><u>\$376,202,439</u></u>
-------------------	--	-----------------------------

Disbursements:

Remitted to County Treasury:

N. O. W. Account Interest	\$17,500
---------------------------	----------

Fees of Office	22,153,442
----------------	------------

Funds of Office	193,766,451
-----------------	-------------

Other Remittances:

State	<u>160,265,046</u>
-------	--------------------

Total Disbursements	<u><u>\$376,202,439</u></u>
---------------------	-----------------------------

County of El Paso, Texas
County Tax Assessor-Collector
Ruben P. Gonzalez
October 1, 2018 through September 30, 2019

	<u>Funds</u>	
	<u>County</u>	<u>State</u>
<u>Ad Valorem Taxes:</u>		
Current Taxes	\$185,900,736	
Delinquent Taxes	2,022,883	
Penalties and Interest	966,782	
Total Ad Valorem Taxes	<u>188,890,401</u>	
<u>Other Funds:</u>		
Vehicle Registrations	360,000	\$49,038,020
Beer and Wine Licenses	62,230	
Hotel Occupancy Taxes	4,453,820	
State Titles		1,506,480
Vehicle Sales Taxes (Comptroller)		109,023,351
Farms Fees		1,955
Rebuilt Fees		695,240
Total Other Funds	<u>4,876,050</u>	<u>\$160,265,046</u>
Total Funds	<u><u>193,766,451</u></u>	<u><u>\$160,265,046</u></u>

**County of El Paso, Texas
County Tax Assessor-Collector
Ruben P. Gonzalez
October 1, 2018 through September 30, 2019**

Fees

Vehicle Registrations

Registration Fees	\$1,724,627	
Road and Bridge	941,545	
Title Fees	6,738,390	
Mobility Fund Fees	6,737,350	
Concessionary fees	295,312	
Total Highway Licenses and Titles		\$16,437,224

Other Fees:

County Liquor Licenses	181,420	
County Occupation Permits	24,015	
Vehicle Sales Taxes (CRB Fund)	5,276,989	
Non-sufficient Funds Checks	2,161	
Miscellaneous	2,272	
Title Runner Licenses	12,080	
Scofflaw fees	97,761	
68 A-Inspections performed	119,520	
Total Other Fees		5,716,218

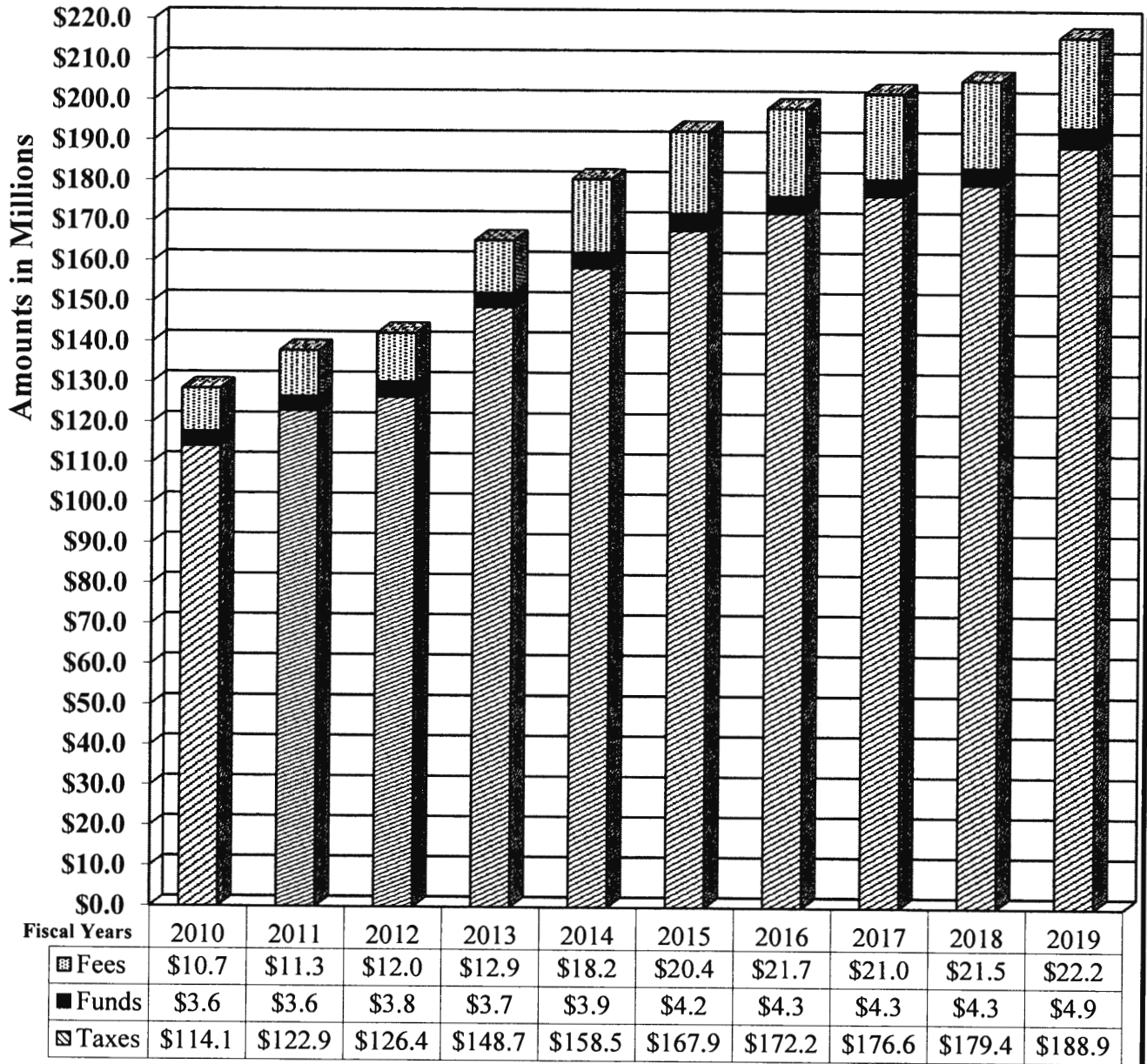
Total Fees of Office **\$22,153,442**

County of El Paso, Texas
County Tax Assessor-Collector
Ruben P. Gonzalez
October 1, 2018 through September 30, 2019

Disbursements

	N. O. W. Account Interest	Fees	Funds	County Totals	State Totals
October	\$535	\$1,310,406	\$2,634,731	\$3,945,672	\$13,560,961
November	481	1,181,601	8,932,350	10,114,432	11,748,137
December	1,122	1,156,236	75,719,054	76,876,412	11,845,885
January	1,270	1,421,030	64,081,860	65,504,160	14,196,087
February	965	1,363,472	30,469,298	31,833,735	12,098,167
March	678	1,690,973	3,332,691	5,024,342	14,464,412
April	1,256	6,829,909	2,397,430	9,228,595	10,149,295
May	935	1,529,098	1,731,138	3,261,171	14,924,513
June	604	1,364,848	1,046,827	2,412,279	13,540,999
July	4,674	1,530,864	2,230,276	3,765,814	14,979,212
August	2,466	1,460,944	752,193	2,215,603	14,828,769
September	2,514	1,314,061	438,603	1,755,178	13,928,609
Totals	<u>\$17,500</u>	<u>\$22,153,442</u>	<u>\$193,766,451</u>	<u>\$215,937,393</u>	<u>\$160,265,046</u>

County Tax Assessor-Collector County Funds



County of El Paso, Texas
District Clerk
Norma Favela Barceleanu
October 1, 2018 through September 30, 2019

Fees

Collections:

Fines and Court Costs:

Alternative Dispute Resolution Fund	\$147,111	
Bond Forfeitures	291,385	
Court Reporter Fees	293,013	
Courthouse Security	53,595	
District Clerk Fees	1,569,233	
District Clerk Record Management	260,933	
Court Records Preservation Fund	116,760	
Domestic Relations	148,397	
Fines	100	
Family Protection Fees	49,679	
Jury Fees	65,337	
Jury Fines	264,953	
Legal Service Fees	101,613	
Library Fees	343,527	
Non-Disclosure Fees	840	
Records Management and Preservation Fund	12,810	
Sheriff Fees	350,979	
County Attorney Protective Orders	416	
Support of the State Judiciary Fund	368,201	
Judicial and Court Personnel Training Fees	48,446	
Eight District Court Of Appeals	53,138	
State eFiling System Fund	301,660	
Texas Judicial Fund	434,872	\$5,276,998

Miscellaneous:

Fees collected for other Counties	19,184	
Refundable Fees	46,431	
Passport Acceptance Fees	417,760	483,375

Total Collections		\$5,760,373
-------------------	--	-------------

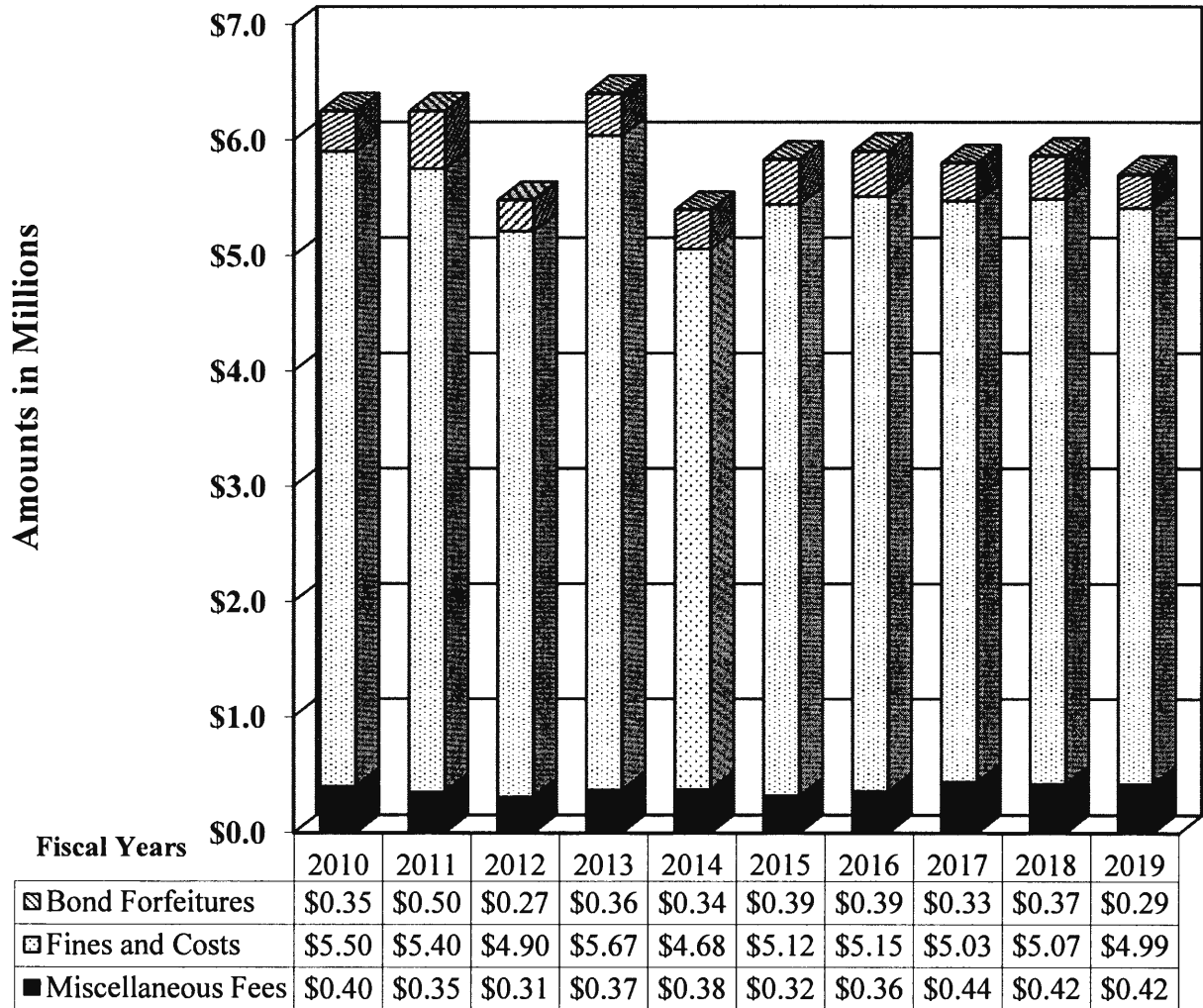
Disbursements:

General Fund		\$3,172,019
State		1,303,689
Law Library Fund		343,527
Records Management and Preservation Fund		12,810
District Clerk Fees Record Management Fund		260,933
Family Protection Fee Fund		49,679
Courthouse Security Fund		53,595
Sheriff		350,979
County Atty Protective Orders		416
Others		65,615
Alternative Dispute Resolution Fund		147,111
Total Disbursements		\$5,760,373

District Clerk
Norma Favela Barceleau
October 1, 2018 through September 30, 2019

Month	Fines and Court Costs	Bond Forfeitures	Miscellaneous Fees	Other Fees	Total
October	\$442,319	\$9,276	\$23,065	\$1,925	\$476,585
November	408,046	45,436	25,585	1,342	480,409
December	337,468	21,863	13,825	2,267	375,423
January	436,599	26,621	32,690	2,499	498,409
February	352,170	32,244	30,800	1,924	417,138
March	436,037	6,801	62,755	3,133	508,726
April	456,249	36,094	44,135	1,720	538,198
May	451,232	67,163	43,785	4,262	566,442
June	362,578	3,487	40,110	1,052	407,227
July	388,550	(5,178)	46,655	42,089	472,116
August	506,236	31,192	31,500	1,547	570,475
September	408,129	16,386	22,855	1,855	449,225
Total	\$4,985,613	291,385	\$417,760	\$65,615	\$5,760,373

District Clerk Collections



County of El Paso, Texas
District Clerk
Miscellaneous Fees
October 1, 2018 through September 30, 2019

Criminal Collections:

By Financial Recovery Division and
EPC CSCD:

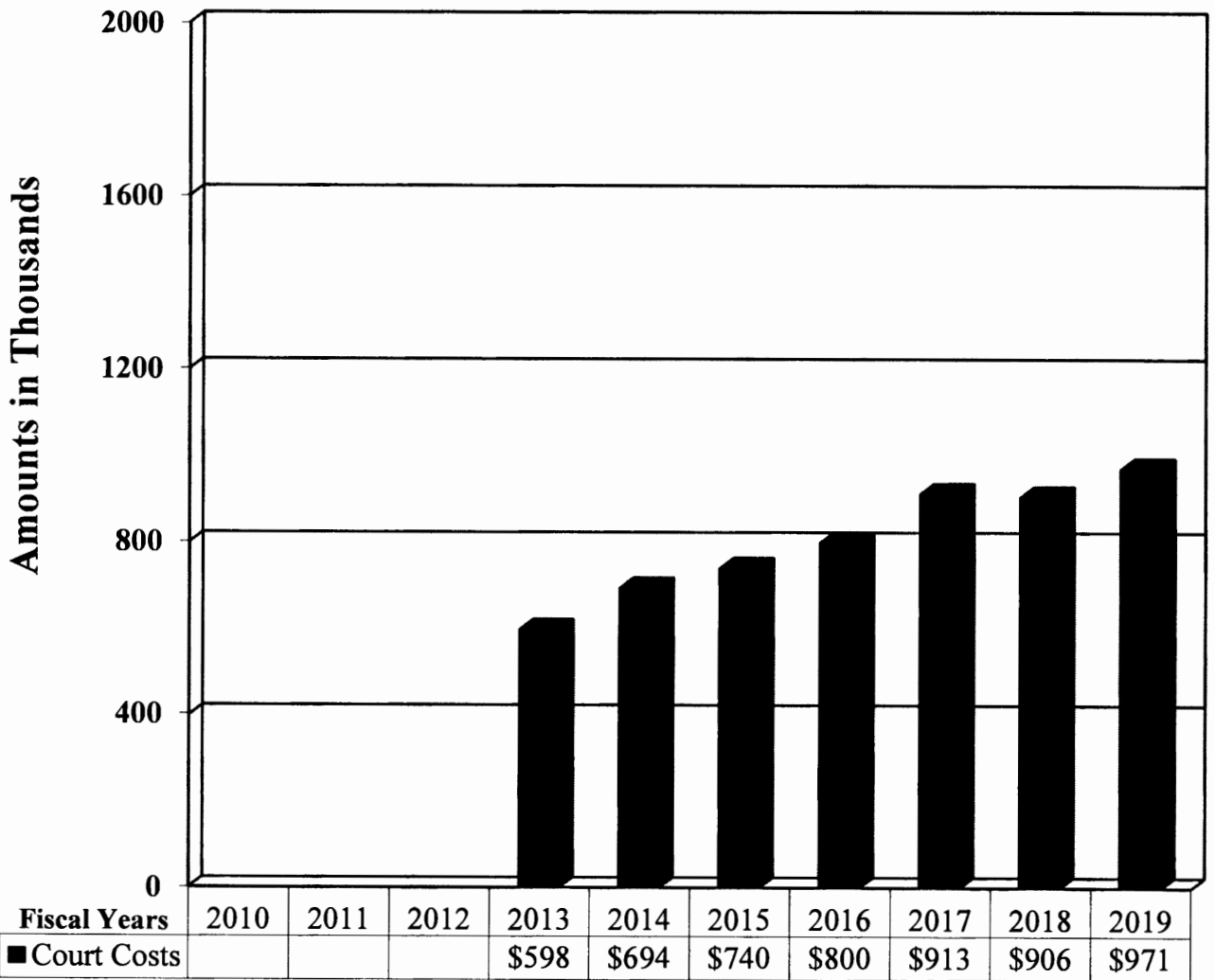
	County Court Costs	State Court Costs	Totals
October			
November			
December			
January			
February			
March			
April			
May			
June			
July			
August			
September			
<hr/>			
Total Criminal Collections			
<hr/>			

Civil Collections:

By District Clerk:

October	\$59,007	\$10,003	\$69,010
November	59,915	8,730	68,645
December	43,155	8,495	51,650
January	74,421	12,775	87,196
February	66,153	8,398	74,551
March	108,339	13,312	121,651
April	87,872	10,140	98,012
May	81,842	9,681	91,523
June	72,244	7,627	79,871
July	81,060	6,534	87,594
August	68,857	8,500	77,357
September	55,875	7,798	63,673
<hr/>			
Total Civil Collections	858,740	111,993	970,733
<hr/>			
Total Collections	\$858,740	\$111,993	\$970,733
<hr/> <hr/>			

District Clerk Miscellaneous Fees



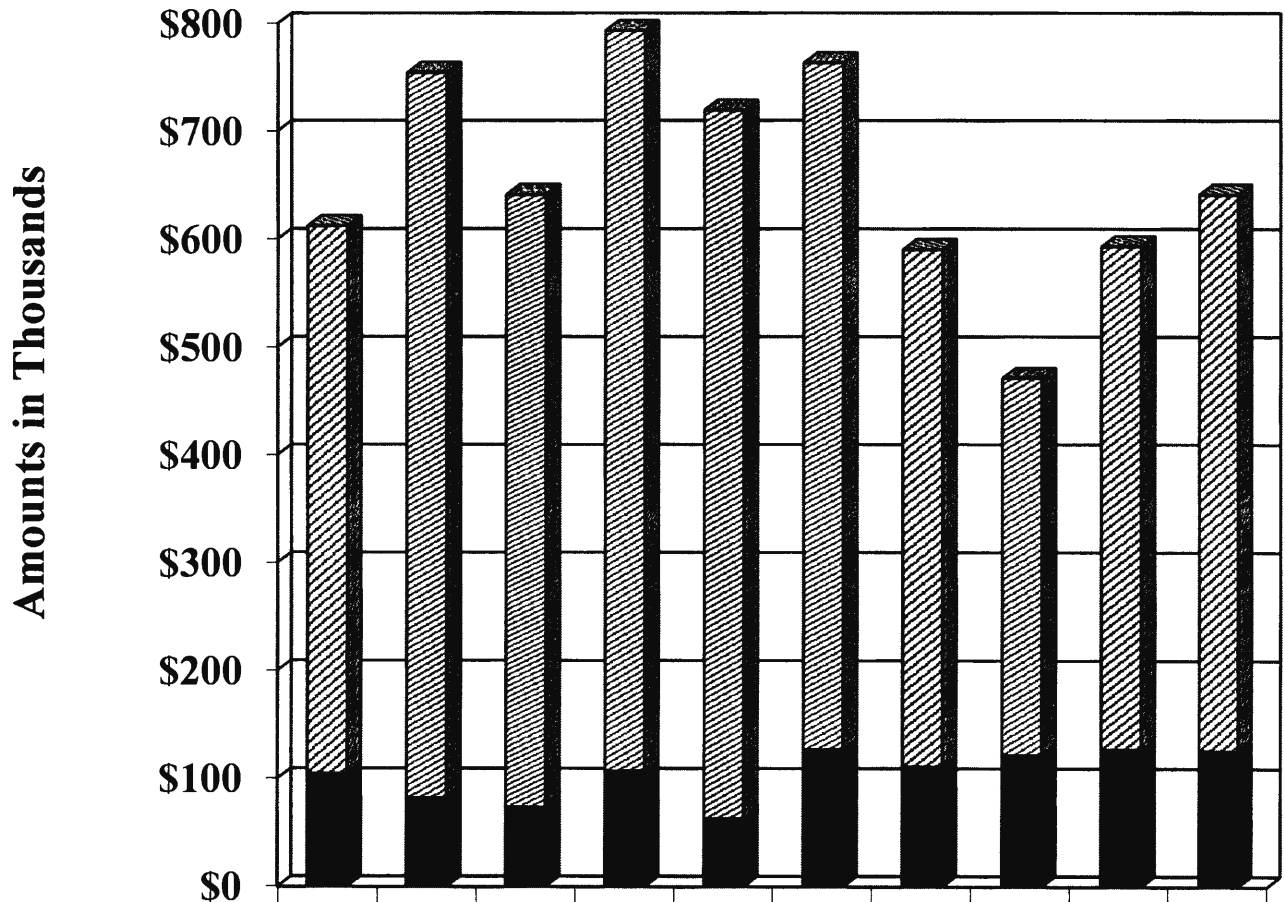
County of El Paso, Texas
Domestic Relations Office
Brian Stanley, Executive Director
October 1, 2018 through September 30, 2019

Child Support Division

Collections:

	DRO Fees	DRO Filing Fees Collected by District Clerk	DRO Service Collected by District Clerk	State Disbursements	Totals
October	\$39,872	\$5,268	\$5,436		\$50,576
November	41,714	5,029	4,536	\$609	51,888
December	42,004	4,463	3,638	22,127	72,232
January	45,269	6,581	4,933	13,506	70,289
February	47,611	5,971	2,376	45,304	101,262
March	56,541	7,224	3,348	34,715	101,828
April	53,594	8,389	4,393	34,398	100,774
May	51,690	8,484	4,536	57,624	122,334
June	35,920	6,572	3,788	36,305	82,585
July	38,403	6,269	3,989	35,978	84,639
August	30,022	6,725	4,752	35,821	77,320
September	32,267	5,646	3,997	36,177	78,087
Totals	\$514,907	\$76,621	\$49,722	\$352,564	\$993,814

Domestic Relations Office Collections



Fiscal Years	2010	2011	2012	2013	2014	2015	2016	2017	2018	2019
▨ DRO Fees	\$507	\$672	\$567	\$686	\$656	\$636	\$479	\$349	\$466	\$515
■ DRO Filing Fees	\$105	\$82	\$74	\$107	\$63	\$127	\$111	\$122	\$127	\$126

County of El Paso, Texas
EPC CSCD
Magdalena Morales-Aina, Director
October 1, 2018 through September 30, 2019

Funds and Fees

Collections:

County Court Costs:

Attorney Fees	\$47	
County Service Evaluation Fees	272,575	
El Paso Crime Stoppers	8,149	
Fines	2,400	
Waiver Speedy Trail	100	
346 E.P Veterans Court Program	11,821	
Total County Court Costs		\$295,092

State Court Costs:

Compensation to Victims of Crime Fund	7,684	
DNA Testing Fees	8,844	
Sex Offender Fees	5,644	
Total State Court Costs		22,172

City Court Cost

EPPD Lab Fees	15,009	15,009
---------------	--------	--------

Adult Probation Funds:

Administrative Fees	38,393	
Drug Court PGM 243 rd Drug Cases	13,556	
PR Bond Occupational Lic Interlock Fees	37,239	
SAFPF Program Fees	13,567	
UA Lab Testing Fees	913	
Pre-trial Intervention Program Fees	533,192	
PR Probation Fees	1,966,329	
Total Adult Probation Funds		2,603,189

Restitution Funds:

Restitution	869,804	869,804
Total Collections		\$3,805,266

Disbursements:

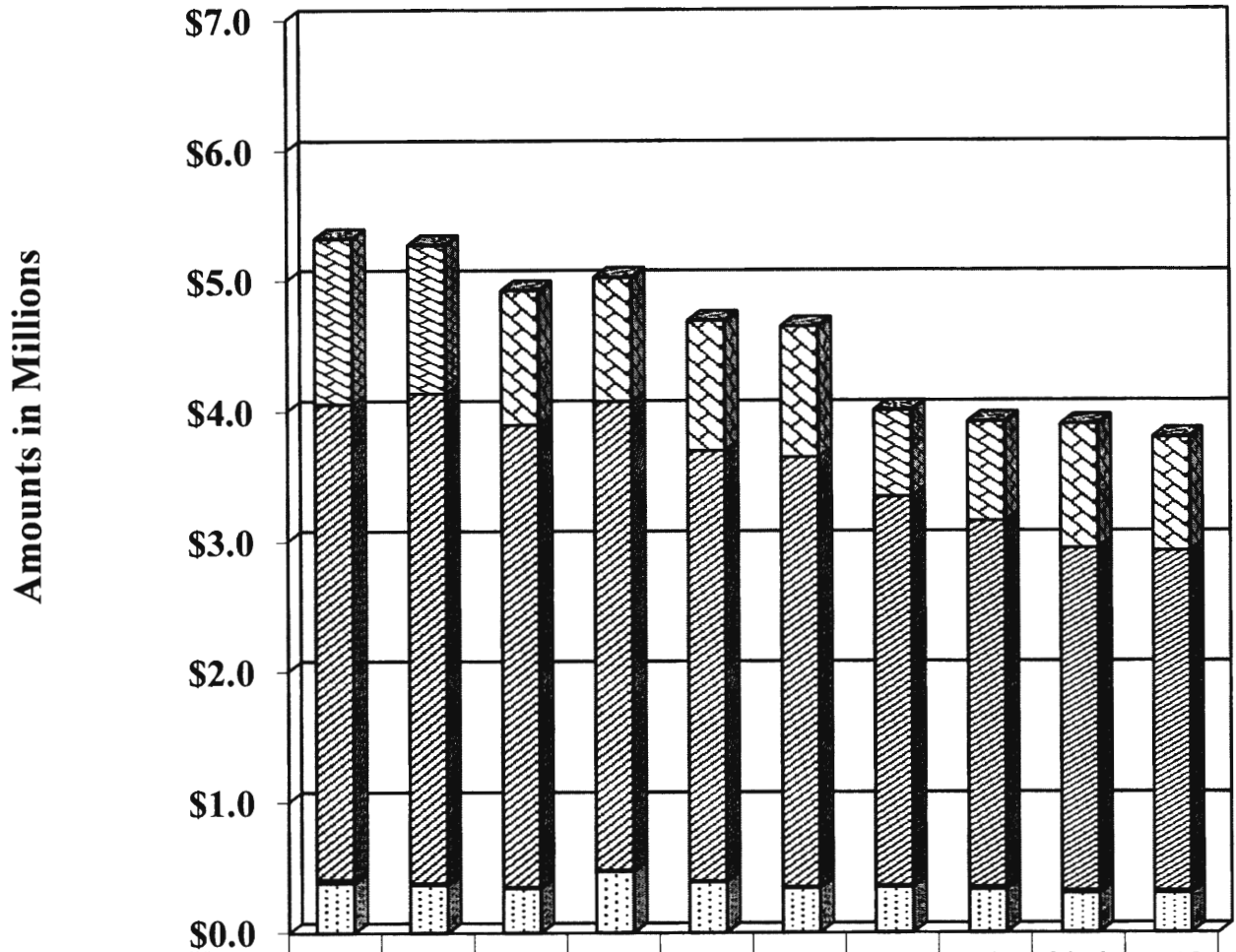
Adult Probation Funds	\$2,603,189	
County	295,092	
Restitution Recipients	869,804	
State	22,172	
City	15,009	
Total Disbursements		\$3,805,266

County of El Paso, Texas
EPC CSCD
Magdalena Morales-Aina, Director
October 1, 2018 through September 30, 2019

Funds and Fees

	County Court Costs	State Court Costs	Adult Probation Funds	Restitution	City	Totals
October	\$28,461	\$1,572	\$215,089	\$139,661	\$1,014	\$385,797
November	33,538	1,612	228,541	53,278	1,697	318,666
December	20,358	1,297	166,597	38,213	1,399	227,864
January	27,898	1,594	219,291	41,627	1,170	291,580
February	28,915	1,281	233,098	100,351	850	364,495
March	33,335	5,959	269,691	84,631	1,269	394,885
April	22,218	1,583	238,240	74,765	1,311	338,117
May	21,205	1,123	220,684	72,744	1,349	317,105
June	19,636	2,866	207,179	63,470	1,510	294,661
July	19,761	990	199,747	57,681	1,215	279,394
August	20,658	758	198,947	91,576	1,470	313,409
September	19,109	1,537	206,085	51,807	755	279,293
TOTALS	\$295,092	\$22,172	\$2,603,189	\$869,804	\$15,009	\$3,805,266

EPC CSCD



Fiscal Years	2010	2011	2012	2013	2014	2015	2016	2017	2018	2019
Restitution Funds	\$1.27	\$1.14	\$1.03	\$0.95	\$1.00	\$1.00	\$0.66	\$0.76	\$0.95	\$0.87
Probation Funds	\$3.64	\$3.75	\$3.54	\$3.59	\$3.29	\$3.29	\$2.98	\$2.80	\$2.62	\$2.60
State Court Costs	\$0.03	\$0.01	\$0.01	\$0.01	\$0.01	\$0.01	\$0.01	\$0.02	\$0.02	\$0.02
County Court Costs	\$0.38	\$0.37	\$0.34	\$0.47	\$0.39	\$0.34	\$0.35	\$0.33	\$0.30	\$0.30

County of El Paso, Texas
Constables - All Precincts
October 1, 2018 through September 30, 2019

Fines and Fees

Collections:

By Justice of the Peace

Criminal Fines and Fees (1)

	JP1	JP2	JP3	JP4	JP5	JP6-1	JP6-2	JP7	Total
Oscar Ugarte, Precinct No. 1	\$17,320		\$2,643	\$12,071	\$3,424		\$1,718	\$12,043	\$49,219
Jeremiah M. Haggerty, Precinct No. 2	375			355					730
Hector J. Bernal, Precinct No. 3	4,256		19,296	16,483	4,417		3,210	10,667	58,329
Luis Aguilar, Precinct No. 4	409		1,226	66,419	2,242	137	2,991	4,563	77,987
Manny Lopez, Precinct No. 5			1,518	7,780	72,085		1,524	1,159	84,066
Javier Garcia, Precinct No. 6	3,671	\$1,553	7,525	28,401	20,809	24,265	30,107	8,673	125,004
Angie Sommers, Precinct No. 7	2,644	531	2,548	2,823	3,010		3,779	62,000	77,335
Total Misdemeanors	28,675	2,084	34,756	134,332	105,987	24,402	43,329	99,105	472,670

By Justice of the Peace for Constables

Constable Warrant Fees

Criminal

Oscar Ugarte, Precinct No. 1	10,109	20	56	180	25	26	15		10,431
Jeremiah M. Haggerty, Precinct No. 2		1,184					5		1,189
Hector J. Bernal, Precinct No. 3	10		14,352	5					14,367
Luis Aguilar, Precinct No. 4	140	42	21	30,960	5	72	10	255	31,505
Manny Lopez, Precinct No. 5					13,199				13,199
Javier Garcia, Precinct No. 6	15		30	103	55	17,296	25,984		43,483
Angie Sommers, Precinct No. 7	60	75	30	15	10			20,243	20,433
Total Misdemeanors	10,334	1,321	14,489	31,263	13,294	17,394	26,014	20,498	134,607

Civil and Small Claims

	142,555	174,864	92,841	141,735	137,625	46,981	65,155	51,670	853,426
Total	\$181,564	\$178,269	\$142,086	\$307,330	\$256,906	\$88,777	\$134,498	\$171,273	\$1,460,703

Foreign Civil

Oscar Ugarte, Precinct No. 1									2,065
Jeremiah M. Haggerty, Precinct No. 2									1,660
Hector J. Bernal, Precinct No. 3									4,937
Luis Aguilar, Precinct No. 4									3,861
Manny Lopez, Precinct No. 5									820
Javier Garcia, Precinct No. 6									1,261
Angie Sommers, Precinct No. 7									465
Total Foreign Civil									15,069

Total Collections

\$1,475,772

Disbursements:

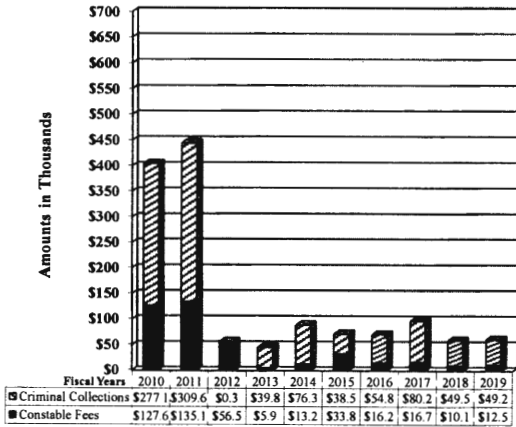
To County Treasury

Total Disbursements

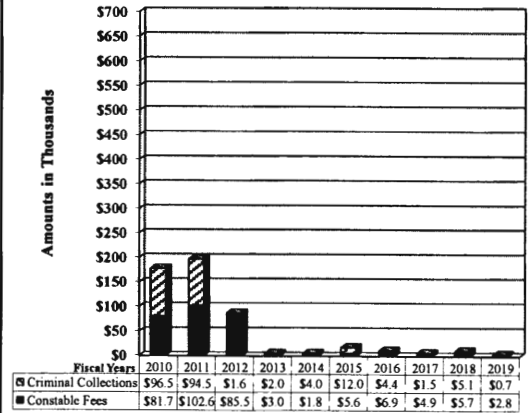
\$1,475,772

(1) Criminal fines and fees exclude warrant fees, which are reflected separately in this table and in the graphs that follow.

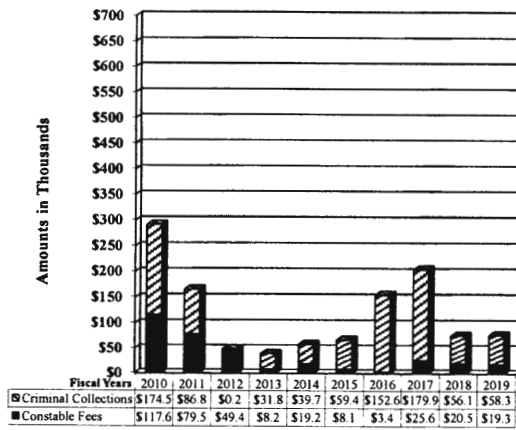
Constable Precinct No. 1 Fines and Fees



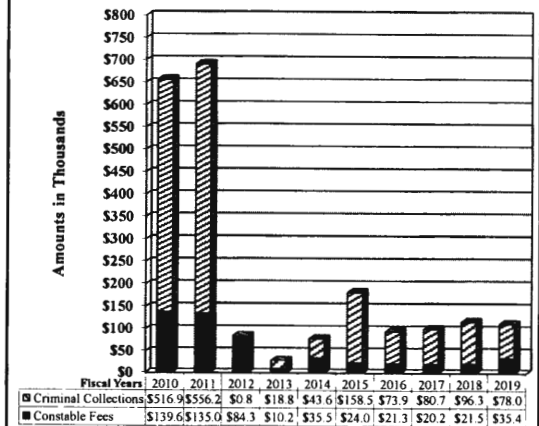
Constable Precinct No. 2 Fines and Fees



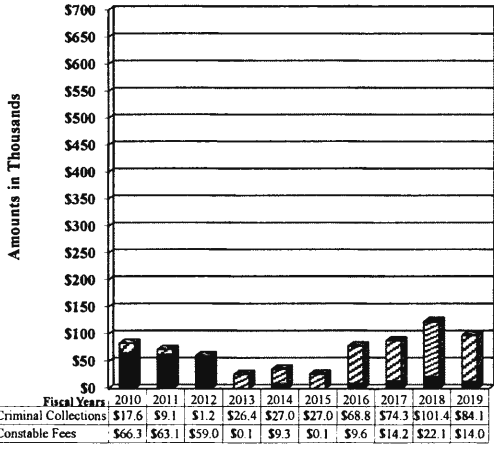
Constable Precinct No. 3 Fines and Fees



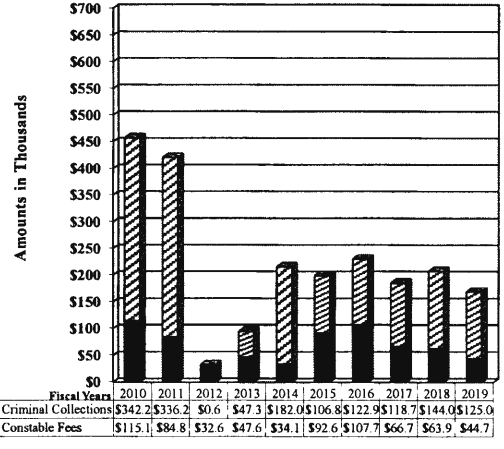
Constable Precinct No. 4 Fines and Fees



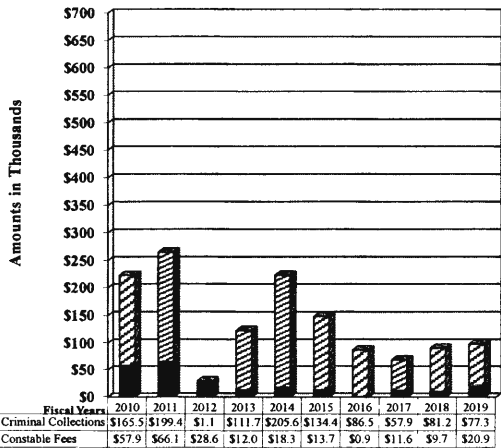
**Constable Precinct No. 5
Fines and Fees**



**Constable Precinct No. 6
Fines and Fees**



**Constable Precinct No. 7
Fines and Fees**



County of El Paso, Texas
Justice of the Peace - All Precincts
October 1, 2018 and September 30, 2019

Fines and Fees

Collections:

Misdemeanor Fees:

Anthony Independent School District (Truancy)	\$50	
Child Abuse Prevention Fees	29	
Child Restraint Fees	1	
Child Safety Fund	2,284	
Clint Independent School District (Truancy)	3,696	
Collection Agency Fees	12,039	
Compensation to Victims of Crime Fund	586	
Consolidated Court Costs	841,122	
Correctional Management Institute of Texas	10	
County Traffic Fees	36,839	
County Truancy Prevention and Diversion Fund	21,206	
Courthouse Security	63,707	
Criminal Justice Planning Fund	4	
El Paso Academy East (Truancy)	504	
El Paso Independent School District (Truancy)	2,140	
Fabens Independent School District (Truancy)	1,255	
Failure to Appear-County	48	
Failure to Appear-Omni	72	
Failure to Appear-State	241	
Fines	1,932,683	
Fugitive Apprehension Fund	172	
General Revenue Fund	2	
Indigent Defense Fees	41,838	
Jury Service Fees	83,932	
Justice and Court Personnel Training Fund	69	
Justice Court Building Security Fund	21,162	
Justice Court Technology Fund	84,820	
Justice Fees (Admin.)	152,776	
Juvenile Case Management Fund	105,716	
Juvenile Crime and Delinquency	14	
Law Enforcement Education Fund	1	
Returned Check Fees	30	
San Elizario Independent School District (Truancy)	518	
Seatbelt Violations Fines	16,642	
Socorro Independent School District (Truancy)	1,563	
Special Expense Fees	438,316	
State Traffic Fees	368,418	
State Truancy Prevention and Diversion Fund	20,208	
Support of the Judiciary Fund-County	12,583	
Support of the Judiciary Fund-State	113,166	
Texas Law Enforcement Officer Fund (TLEOF)	1,111	
Time Payment Fees	100,513	
Ysleta Independent School District (Truancy)	3,485	<u>\$4,485,571</u>

(continued)

County of El Paso, Texas
Justice of the Peace - All Precincts
October 1, 2018 and September 30, 2019

Fines and Fees

Arrest Fees:

Arrest Fees- Other	\$1,280	
Canutillo Independent School District	70	
Clint Independent School District	81	
Constable Pct 1	10,431	
Constable Pct 2	1,189	
Constable Pct 3	14,367	
Constable Pct 4	31,505	
Constable Pct 5	13,199	
Constable Pct 6	43,483	
Constable Pct 7	20,433	
Department of Public Safety	34,310	
El Paso Independent School District	6,859	
El Paso Sheriff's Office	54,530	
Fabens Independent School District	42	
Horizon Police Department	5	
San Elizario Independent School District	48	
Socorro Independent School District	2,175	
Texas Alcoholic Beverage Commission	15	
Texas Parks and Wildlife	394	
Texas Parks and Wildlife Fines	4,242	
University of Texas at El Paso	351	
Ysleta Independent School District	151	<u>\$239,160</u>
Total Misdemeanor and Arrest Fees		<u>4,724,731 (1)</u>

Civil Cases:

Constable Fees	\$853,426	
Judicial and Court Personnel Training Fees	99,373	
Jury Fees	1,782	
Justice Fees	517,192	
Legal Service Fees	119,239	
State eFiling System Fund	198,721	<u>1,789,733</u>

Total Collections

\$6,514,464

Disbursements to:

Arrest Fees- Other	\$1,280	
Collection Agency	12,039	
County of El Paso	4,411,917	
El Paso Independent School District	6,859	
OMNI	87	
Socorro Independent School District	2,175	
State of Texas	2,066,745	
Ysleta Independent School District	151	<u>\$6,501,253</u>

Truancy:

Anthony Independent School District	\$50	
Clint Independent School District	3,696	
El Paso Academy East	504	
El Paso Independent School District	2,140	
Fabens Independent School District	1,255	
San Elizario Independent School District	518	
Socorro Independent School District	1,563	
Ysleta Independent School District	3,485	<u>13,211</u>

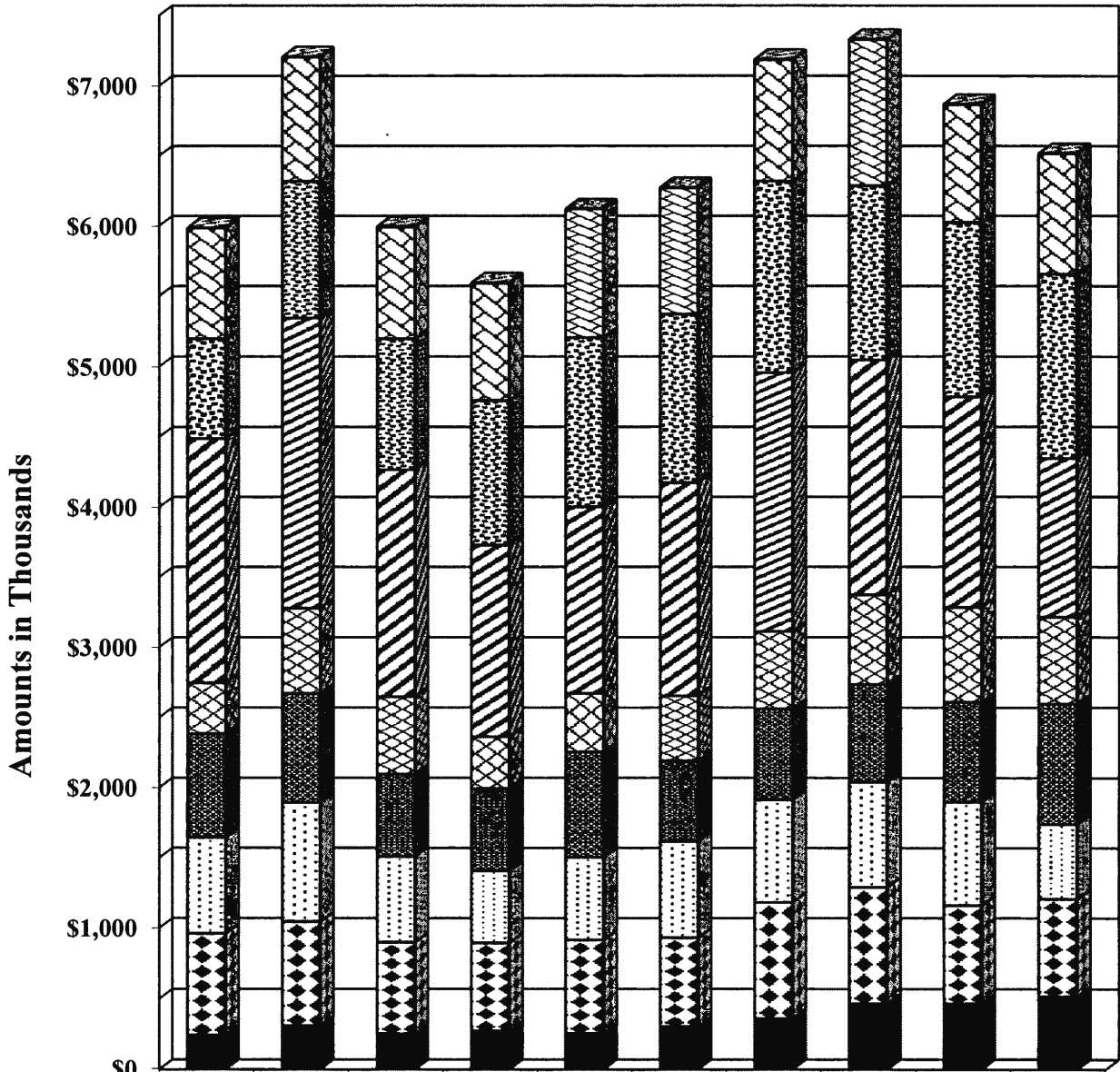
Total Disbursements

\$6,514,464

(concluded)

(1): Of the \$4,724,731 in misdemeanor and arrest fees, the Financial Recovery Division collected \$1,062,181 and Sheriff Department \$9,927.

Justice of the Peace, All Precincts Fines and Fees Collected



Fiscal Years	2010	2011	2012	2013	2014	2015	2016	2017	2018	2019
JP 7	\$786	\$886	\$794	\$832	\$913	\$899	\$866	\$1,040	\$840	\$859
JP 6-2	\$710	\$970	\$933	\$1,031	\$1,206	\$1,200	\$1,360	\$1,240	\$1,241	\$1,311
JP 6-1	\$1,741	\$2,069	\$1,617	\$1,364	\$1,327	\$1,517	\$1,845	\$1,674	\$1,500	\$1,131
JP 5	\$362	\$608	\$553	\$372	\$417	\$463	\$553	\$637	\$676	\$618
JP 4	\$742	\$774	\$584	\$583	\$751	\$575	\$645	\$697	\$708	\$856
JP 3	\$680	\$848	\$611	\$514	\$588	\$685	\$730	\$747	\$738	\$530
JP 2	\$720	\$736	\$647	\$624	\$661	\$630	\$824	\$826	\$696	\$692
JP 1	\$243	\$310	\$252	\$271	\$255	\$301	\$360	\$465	\$465	\$517

County of El Paso, Texas
Justice of the Peace - Precinct No. 1
Judge Robert Pearson
October 1, 2018 to September 30, 2019

Fines and Fees

Collections:

Misdemeanor Fees:

Child Safety Fund	\$40	
Collection Agency Fee	168	
Consolidated Court Costs	42,028	
County Traffic Fees	2,299	
County Truancy Prevention and Diversion Fund	1,091	
Courthouse Security	3,291	
Fines	124,884	
Indigent Defense Fees	2,101	
Jury Service Fees	4,205	
Justice Court Building Security Fund	1,094	
Justice Court Technology Fund	4,378	
Justice Fees (Admin.)	6,610	
Juvenile Case Management Fund	5,482	
Seatbelt Violations Fines	696	
Special Expense Fees	15,526	
State Traffic Fees	23,143	
State Truancy Prevention and Diversion	1,091	
Support of the Judiciary Fund-County	631	
Support of the Judiciary Fund-State	5,679	
Texas Law Enforcement Officer Fund (TLEOF)	65	
Time Payment Fees	3,020	\$247,522

Arrest Fees:

Arrest Fees- Other	117	
Constable Pct 1	10,109	
Constable Pct 3	10	
Constable Pct 4	140	
Constable Pct 6	15	
Constable Pct 7	60	
Department of Public Safety	1,574	
El Paso Independent School District	1,679	
El Paso Sheriff's Office	653	
Texas Alcoholic Beverage Commission	10	
Texas Parks and Wildlife	49	
Texas Parks and Wildlife Fine	426	
University of Texas at El Paso	351	15,193

Total Misdemeanor and Arrest Fees 262,715 (1)

Civil Cases:

Constable Fees	142,555	
Judicial and Court Personnel Training Fees	11,945	
Jury Fees	308	
Justice Fees	61,436	
Legal Service Fees	14,328	
State eFiling System Fund	23,890	254,462

Total Collections \$517,177

Disbursements to:

Arrest Fees- Other	\$117	
Collection Agency	168	
County of El Paso	378,616	
El Paso Independent School District	1,679	
State of Texas	136,597	\$517,177

Total Disbursements \$517,177

(1) Of the \$262,715 in misdemeanor and arrest fees, the Financial Recovery Division collected \$51,020 and the Sheriff's Department collected \$177.

County of El Paso, Texas
Justice of the Peace - Precinct No. 2
Judge Brian J. Haggerty
October 1, 2018 through September 30, 2019

Fines and Fees

Collections:

Misdemeanor Fees:

Child Abuse Prevention Fees	\$1	
Child Safety Fund	270	
Collection Agency Fees	5,853	
Compensation to Victims of Crime Fund	29	
Consolidated Court Costs	64,804	
Correcional Management Institute of Texas	1	
County Traffic Fees	3,323	
County Truancy Prevention and Diversion Fund	1,569	
Courthouse Security	4,931	
El Paso Independent School District (Truancy)	800	
Failure to Appear-County	6	
Failure to Appear-OMNI	9	
Failure to Appear-State	30	
Fines	193,915	
Fugitive Apprehension Fund	10	
Indigent Defense Fees	3,229	
Jury Service Fees	6,470	
Justice and Court Personnel Training Fund	4	
Justice Court Building Security Fund	1,640	
Justice Court Technology Fund	6,568	
Justice Fees (Admin.)	9,844	
Juvenile Case Management Fund	8,190	
Juvenile Crime and Delinquency	1	
Seatbelt Violation Fines	2,463	
State Traffic Fees	33,182	
State Truancy Prevention and Diversion Fund	1,569	
Support of the Judiciary Fund-County	971	
Support of the Judiciary Fund-State	8,731	
Texas Law Enforcement Officer Fund (TLEOF)	102	
Time Payment Fees	1,285	
Ysleta Independent School District (Truancy)	100	\$359,900

Arrest Fees:

Arrest Fees- Other	65	
Constable Pct 1	20	
Constable Pct 2	1,184	
Constable Pct 4	42	
Constable Pct 7	75	
Department of Public Safety	5,451	
El Paso Independent School District	1,335	
El Paso Sheriff's Office	1,124	
Socorro Independent School District	5	
Texas Parks and Wildlife	25	
Ysleta Independent School District	14	9,340
Total Misdemeanor and Arrest Fees		369,240 (1)

Civil Cases:

Constable Fees	174,864	
Judicial and Cout Personnel Training Fees	15,598	
Jury Fees	220	
Justice Fees	81,786	
Legal Service Fees	18,718	
State eFiling System Fund	31,196	322,382

Total Collections \$691,622

Disbursements to:

Arrest Fees- Other	\$65	
Collection Agency	5,853	
County of El Paso	488,292	
El Paso Independent School District	1,335	
OMNI	9	
Socorro Independent School District	5	
State of Texas	195,149	
Ysleta Independent School District	14	\$690,722

Truancy:

El Paso Independent school District	800	
Ysleta Independent School District	100	900

Total Disbursements \$691,622

(1) Of the \$369,240 in misdemeanor and arrest fees, the Financial Recovery Division collected \$21,240 and the Sheriff's Department collected \$0.

County of El Paso, Texas
Justice of the Peace - Precinct No. 3
Judge Josh Herrera
October 1, 2018 to September 30, 2019

Fines and Fees

Collections:

Misdemeanor Fees:

Child Safety Fund	\$139	
Collection Agency Fees	1,071	
Compensation to Victims of Crime Fund	32	
Consolidated Court Costs	47,610	
Correctional Management Institute of Texas	1	
County Traffic Fees	2,539	
County Truancy Prevention and Diversion Fund	1,146	
Courthouse Security	3,754	
Criminal Justice Planning Fund	4	
El Paso Independent School District (Truancy)	1,024	
Fines	173,070	
Fugitive Apprehension Fund	9	
General Revenue Fund	2	
Indigent Defense Fees	2,346	
Jury Service Fees	4,729	
Justice and Court Personnel Training Fund	4	
Justice Court Building Security Fund	1,239	
Justice Court Technology Fund	4,998	
Justice Fees (Admin.)	7,484	
Juvenile Case Management Fund	6,186	
Juvenile Crime and Delinquency	1	
Law Enforcement Education Fund	1	
Seatbelt Violations Fines	723	
Special Expense Fees	1,270	
State Traffic Fees	24,843	
State Truancy Prevention and Diversion	1,146	
Support of the Judiciary Fund-County	707	
Support of the Judiciary Fund-State	6,355	
Texas Law Enforcement Officer Fund (TLEOF)	71	
Time Payment Fees	7,982	
	<hr/>	\$300,486

Arrest Fees:

Arrest Fees- Other	545	
Constable Pct 1	56	
Constable Pct 3	14,352	
Constable Pct 4	21	
Constable Pct 6	30	
Constable Pct 7	30	
Department of Public Safety	1,394	
El Paso Independent School District	3,373	
El Paso Sheriff's Office	184	
Texas Alcoholic Beverage Commission	5	
Texas Parks and Wildlife	106	
Texas Parks and Wildlife Fines	2,387	
	<hr/>	22,483

Total Misdemeanor and Arrest Fees 322,969 (1)

Civil Cases:

Constable Fees	92,841	
Judicial and Court Personnel Training Fees	11,855	
Jury Fees	440	
Justice Fees	63,674	
Legal Service Fees	14,232	
State eFiling System Fund	23,720	
	<hr/>	206,762

Total Collections \$529,731

Disbursements to:

Arrest Fees- Other	\$545	
Collection Agency	1,071	
County of El Paso	373,792	
El Paso Independent School District	3,373	
State of Texas	149,926	
	<hr/>	\$528,707

Truancy:

El Paso Independent School District	1,024	1,024
	<hr/>	<hr/>

Total Disbursements \$529,731

(1) Of the \$322,969 in misdemeanor and arrest fees, the Financial Recovery Division collected \$113,460 and the Sheriff's Department collected \$195.

County of El Paso, Texas
Justice of the Peace - Precinct No. 4
Judge Rebeca Bustamante
October 1, 2018 to September 30, 2019

Fines and Fees

Collections:

Misdemeanor Fees:

Child Abuse Prevention Fees	\$5	
Child Safety Fund	629	
Collection Agency Fees	602	
Compensation to Victims of Crime Fund	180	
Consolidated Court Costs	84,911	
Correctional Management Institute of Texas	4	
County Traffic Fees	4,181	
County Truancy Prevention and Diversion Fund	2,028	
Courthouse Security	6,431	
El Paso Academy East (Truancy)	504	
Fines	270,891	
Fugitive Apprehension Fund	60	
Indigent Defense Fees	4,207	
Jury Service Fees	8,458	
Justice and Court Personnel Training Fund	24	
Justice Court Building Security Fund	2,129	
Justice Court Technology Fund	8,543	
Justice Fees (Admin.)	14,186	
Juvenile Case Management Fund	10,598	
Juvenile Crime and Delinquency	5	
Seatbelt Violations Fines	3,232	
Socorro Independent School District (Truancy)	700	
Special Expense Fees	1,600	
State Traffic Fees	41,720	
State Truancy Prevention and Diversion Fund	2,028	
Support of the Judiciary Fund-County	1,269	
Support of the Judiciary Fund-State	11,396	
Texas Law Enforcement Officer Fund (TLEOF)	109	
Time Payment Fees	8,792	
Ysleta Independent School District (Truancy)	300	\$489,722

Arrest Fees:

Arrest Fees- Other	70	
Constable Pct 1	180	
Constable Pct 3	5	
Constable Pct 4	30,960	
Constable Pct 6	103	
Constable Pct 7	15	
Department of Public Safety	3,952	
El Paso Independent School District	86	
El Paso Sheriff's Office	4,335	
San Elizario Independent School District	15	
Socorro Independent School District	982	
Texas Parks and Wildlife	10	
Texas Parks and Wildlife Fine	425	
Ysleta Independent School District	62	41,200

Total Misdemeanor and Arrest Fees 530,922 (1)

Civil Cases:

Constable Fees	141,735	
Judicial and Court Personnel Training Fees	19,723	
Jury Fees	242	
Justice Fees	100,418	
Legal Service Fees	23,673	
State eFiling System Fund	39,435	325,226

Total Collections \$856,148

Disbursements to:

Arrest Fees- Other	\$70	
Collection Agency	602	
County of El Paso	598,626	
El Paso Independent School District	86	
San Elizario Independent School District	15	
Socorro Independent School District	982	
State of Texas	254,201	
Ysleta Independent School District	62	\$854,644

Truancy:

El Paso Academy East	504	
Socorro Independent School District	700	
Ysleta Independent School District	300	1,504

Total Disbursements \$856,148

(1) Of the \$530,922 in misdemeanor and arrest fees, the Financial Recovery Division collected \$118,395 and the Sheriff's Department collected \$1,209.

County of El Paso, Texas
Justice of the Peace - Precinct No. 5
Judge John Chatman
October 1, 2018 to September 30, 2019

Fines and Fees

Collections:

Misdemeanor Fees:

Child Abuse Prevention Fees	\$18	
Child Safety Fund	366	
Collection Agency Fees	(1,749)	
Consolidated Court Costs	55,042	
County Traffic Fees	2,116	
County Truancy Prevention and Diversion Fund	1,810	
Courthouse Security	4,141	
Fines	196,471	
Indigent Defense Fees	2,752	
Jury Service Fees	5,504	
Justice Court Building Security Fund	1,380	
Justice Court Technology Fund	5,520	
Justice Fees (Admin.)	8,550	
Juvenile Case Management Fund	6,906	
Seatbelt Violations Fines	2,504	
Socorro Independent School District (Truancy)	650	
Special Expense Fees	3,838	
State Traffic Fees	21,299	
State Truancy Prevention and Diversion	1,362	
Support of the Judiciary Fund-County	824	
Support of the Judiciary Fund-State	7,431	
Texas Law Enforcement Officer Fund (TLEOF)	62	
Time Payment Fees	6,038	
Ysleta Independent School District (Truancy)	3,085	\$335,920

Arrest Fees:

Arrest Fees- Other	97	
Constable Pct 1	25	
Constable Pct 4	5	
Constable Pct 5	13,199	
Constable Pct 6	55	
Constable Pct 7	10	
Department of Public Safety	4,338	
El Paso Independent School District	5	
El Paso Sheriff's Office	1,930	
Socorro Independent School District	306	
Texas Parks and Wildlife	6	
Texas Parks and Wildlife Fines	425	
Ysleta Independent School District	75	20,476

Total Misdemeanor and Arrest Fees 356,396 (1)

Civil Cases:

Constable Fees	137,625	
Judicial and Court Personnel Training Fees	13,340	
Jury Fees	132	
Justice Fees	68,198	
Legal Service Fees	16,008	
State eFiling System Fund	26,680	261,983

Total Collections \$618,379

Disbursements to:

Arrest Fees- Other	\$97	
Collection Agency	(1,749)	
County of El Paso	453,503	
El Paso Independent School District	5	
Socorro Independent School District	306	
State of Texas	162,407	
Ysleta Independent School District	75	\$614,644

Truancy:

Socorro Independent School District	650	
Ysleta Independent School District	3,085	3,735

Total Disbursements \$618,379

(1) Of the \$356,396 in misdemeanor and arrest fees, the Financial Recovery Division collected \$91,981 and the Sheriff's Department collected \$66.

County of El Paso, Texas
Justice of the Peace - Precinct No. 6 Place 1
Judge Ruben Lujan
October 1, 2018 to September 30, 2019

Fines and Fees

Collections:

Misdemeanor Fees:

Child Safety Fund	\$651	
Clint Independent School District (Truancy)	3,596	
Collection Agency Fees	6,314	
Consolidated Court Costs	189,866	
County Traffic Fees	6,906	
County Truancy Prevention and Diversion Fund	4,545	
Courthouse Security	14,296	
Fabens Independent School District (Truancy)	1,255	
Fines	341,012	
Indigent Defense Fees	9,443	
Jury Service Fees	18,987	
Justice Court Building Security Fund	4,763	
Justice Court Technology Fund	19,063	
Justice Fees (Admin.)	37,821	
Juvenile Case Management Fund	23,776	
San Elizario Independent School District (Truancy)	518	
Seatbelt Violations Fines	2,928	
Socorro Independent School District (Truancy)	213	
Special Expense Fees	154,678	
State Traffic Fees	68,984	
State Truancy Prevention and Diversion Fund	4,545	
Support of the Judiciary Fund-County	2,846	
Support of the Judiciary Fund-State	25,570	
Texas Law Enforcement Officer Fund (TLEOF)	209	
Time Payment Fees	40,425	
	<hr/>	\$983,210

Arrest Fees:

Arrest Fees- Other	115	
Clint Independent School District	76	
Constable Pct 1	26	
Constable Pct 4	72	
Constable Pct 6	17,296	
Department of Public Safety	6,524	
El Paso Independent School District	1	
El Paso Sheriff's Office	15,497	
Fabens Independent School District	42	
San Elizario Independent School District	33	
Socorro Independent School District	636	
Texas Parks and Wildlife	73	
Texas Parks and Wildlife Fines	579	
	<hr/>	40,970

Total Misdemeanor and Arrest Fees 1,024,180 (1)

Civil Cases:

Constable Fees	46,981	
Judicial and Court Personnel Training Fees	6,212	
Jury Fees	66	
Justice Fees	33,421	
Legal Service Fees	7,452	
State eFiling System Fund	12,420	
	<hr/>	106,552

Total Collections \$1,130,732

Disbursements to:

Arrest Fees- Other	\$115	
Collection Agency	6,314	
County of El Paso	725,895	
El Paso Independent School District	1	
Socorro Independent School District	636	
State of Texas	392,189	
	<hr/>	\$1,125,150

Truancy:

Clint Independent School District	3,596	
Fabens Independent School District	1,255	
San Elizario Independent School District	518	
Socorro Independent School District	213	
	<hr/>	5,582

Total Disbursements \$1,130,732

(1) Of the \$1,024,180 in misdemeanor and arrest fees, Financial Recovery Division collected \$347,831 and the Sheriff's Department collected \$4,757.

County of El Paso, Texas
Justice of the Peace - Precinct No. 6 Place 2
Judge Enedina Nina Serna
October 1, 2018 to September 30, 2019

Fines and Fees

Collections:

Misdemeanor Fees:

Child Restraint Fees	\$1	
Child Safety Fund	20	
Clint Independent School District (Truancy)	100	
Collection Agency Fees	(2,121)	
Consolidated Court Costs	230,183	
County Traffic Fees	9,512	
County Truancy Prevention and Diversion Fund	5,981	
Courthouse Security	17,297	
Fines	263,585	
Indigent Defense Fees	11,507	
Jury Service Fees	23,018	
Justice Court Building Security Fund	5,766	
Justice Court Technology Fund	23,062	
Justice Fees (Admin.)	41,119	
Juvenile Case Management Fund	28,828	
Returned Check Fee	30	
Seatbelt Violations Fines	1,485	
Special Expense Fees	258,169	
State Traffic Fees	95,542	
State Truancy Prevention and Diversion Fund	5,431	
Support of the Judiciary Fund-County	3,451	
Support of the Judiciary Fund-State	31,074	
Texas Law Enforcement Officer Fund (TLEOF)	304	
Time Payment Fees	17,060	
	<hr/>	\$1,070,404

Arrest Fees:

Arrest Fees- Other	125	
Clint Independent School District	5	
Constable Pct 1	15	
Constable Pct 2	5	
Constable Pct 4	10	
Constable Pct 6	25,984	
Department of Public Safety	8,513	
El Paso Independent School District	10	
El Paso Sheriff's Office	19,249	
Horizon Police Department	5	
Socorro Independent School District	246	
Texas Parks and Wildlife	10	
	<hr/>	54,177

Total Misdemeanor and Arrest Fees 1,124,581 (1)

Civil Cases:

Constable Fees	65,155	
Judicial and Court Personnel Training Fees	13,135	
Jury Fees	110	
Justice Fees	66,221	
Legal Service Fees	15,756	
State eFiling System Fund	26,260	
	<hr/>	186,637

Total Collections \$ 1,311,218

Disbursements to:

Arrest Fees- Other	\$125	
Collection Agency	(2,121)	
County of El Paso	820,879	
El Paso Independent School District	10	
Socorro Independent School District	246	
State of Texas	491,979	
	<hr/>	\$1,311,118

Truancy:

Clint Independent School District	100	100
	<hr/>	<hr/>

Total Disbursements \$1,311,218

(1) Of the \$1,124,581 in misdemeanor and arrest fees, the Financial Recovery Division collected \$113,665 and the Sheriff's Department collected \$2,343.

County of El Paso, Texas
Justice of the Peace - Precinct No. 7
Judge Stephanie Frieze
October 1, 2018 to September 30, 2019

Fines and Fees

Collections:

Misdemeanor Fees:

Anthony Independent School District (Truancy)	\$50	
Child Abuse Prevention Fees	5	
Child Safety Fund	169	
Collection Agency Fees	1,901	
Compensation to Victims of Crime Fund	345	
Consolidated Court Costs	126,678	
Correctional Management Institute of Texas	4	
County Traffic Fees	5,963	
County Truancy Prevention and Diversion Fund	3,036	
Courthouse Security	9,566	
El Paso Independent School District (Truancy)	316	
Failure to Appear-County	42	
Failure to Appear-OMNI	63	
Failure to Appear-State	211	
Fines	368,855	
Fugitive Apprehension Fund	93	
Indigent Defense Fees	6,253	
Jury Service Fees	12,561	
Justice and Court Personnel Training Fund	37	
Justice Court Building Security Fund	3,151	
Justice Court Technology Fund	12,688	
Justice Fees (Admin.)	27,162	
Juvenile Case Management Fund	15,750	
Juvenile Crime and Delinquency	7	
Seatbelt Violations Fines	2,611	
Special Expense Fees	3,235	
State Traffic Fees	59,705	
State Truancy Prevention and Diversion Fund	3,036	
Support of the Judiciary Fund-County	1,884	
Support of the Judiciary Fund-State	16,930	
Texas Law Enforcement Officer Fund (TLEOF)	189	
Time Payment Fees	15,911	
	<hr/>	\$698,407

Arrest Fees:

Arrest Fees- Other	146	
Canutillo Independent School District	70	
Constable Pct 4	255	
Constable Pct 7	20,243	
Department of Public Safety	2,564	
El Paso Independent School District	370	
El Paso Sheriff's Office	11,558	
Texas Parks and Wildlife	115	
	<hr/>	35,321

Total Misdemeanor and Arrest Fees 733,728 (1)

Civil Cases:

Constable Fees	51,670	
Judicial and Court Personnel Training Fees	7,565	
Jury Fees	264	
Justice Fees	42,038	
Legal Service Fees	9,072	
State eFiling System Fund	15,120	
	<hr/>	125,729

Total Collections \$859,457

Disbursements to:

Arrest Fees- Other	\$146	
Collection Agency	1,901	
County of El Paso	572,314	
El Paso Independent School District	370	
OMNI	63	
State of Texas	284,297	
	<hr/>	\$859,091

Truancy:

Anthony Independent School District	50	
El Paso Independent School District	316	
	<hr/>	366

Total Disbursements \$859,457

(1) Of the \$733,728 in misdemeanor and arrest fees, the Financial Recovery Division collected \$204,589 and the Sheriff's Department collected \$1,180.

