

**FUNDS AND FEES OF OFFICE REPORT
FOR FISCAL YEAR ENDED
SEPTEMBER 30, 2022**



**EDWARD A. DION, CPA
COUNTY AUDITOR
COUNTY ADMINISTRATIVE OFFICES
800 EAST OVERLAND, ROOM 406
EL PASO, TX 79901
(915) 546-2040 | (915) 546 8172 FAX
EDION@EPCOUNTY.COM**



EL PASO COUNTY, TEXAS
Funds and Fees of Offices Report
For the Fiscal Year Ended September 30, 2022

TABLE OF CONTENTS

	<u>Page No.</u>
Letter of Transmittal	1
Funds and Fees Collections - Comparative Summary	3
Total Funds and Fees Collections.....	4
34 th District Court.....	5
41 st District Court.....	6
65 th District Court.....	7
120 th District Court	8
168 th District Court	9
171 st District Court.....	10
205 th District Court	11
210 th District Court.....	12
243 rd District Court	13
327 th District Court.....	14
346 th District Court.....	15
346 th Veterans Treatment Court.....	16
383 rd District Court	17
384 th District Court	18
388 th District Court.....	19
409 th District Court.....	20
448 th District Court.....	21
Criminal District Court No. 1	22

EL PASO COUNTY, TEXAS
Funds and Fees of Offices Report
For the Fiscal Year Ended September 30, 2022

TABLE OF CONTENTS

	<u>Page No.</u>
County Court at Law No. 1	28
County Court at Law No. 2.....	29
County Court at Law No. 3	30
County Court at Law No. 4.....	31
County Court at Law No. 5.....	32
County Court at Law No. 6.....	33
County Court at Law No. 7.....	34
County Criminal Court No. 1	37
County Criminal Court No. 2.....	38
County Criminal Court No. 3	39
County Criminal Court No. 4	40
Jury Duty Court	42
Probate Court 1	44
Probate Court 2	45
County Mental Health Court No. 1.....	47
County Mental Health Court No. 2.....	48
County Attorney	50
County Clerk	53
County Clerk – Miscellaneous Fees	57
Financial Recovery Division.....	60

EL PASO COUNTY, TEXAS
Funds and Fees of Offices Report
For the Fiscal Year Ended September 30, 2022

TABLE OF CONTENTS

	<u>Page No</u>
County Sheriff.....	63
County Tax Assessor-Collector.....	66
District Clerk	71
District Clerk-Miscellaneous Fees.....	74
Domestic Relations Office	76
El Paso County Community Supervision and Corrections Department (EPC CSCD).....	78
Constables-All Precincts	81
Justice of the Peace All Precincts	84
Justice of the Peace - Precinct No. 1.....	87
Justice of the Peace - Precinct No. 2	88
Justice of the Peace-Precinct No. 3.....	89
Justice of the Peace - Precinct No. 4	90
Justice of the Peace - Precinct No. 5	91
Justice of the Peace - Precinct No. 6-1.....	92
Justice of the Peace - Precinct No. 6-2.....	93
Justice of the Peace - Precinct No. 7	94





COUNTY OF EL PASO
OFFICE OF THE COUNTY AUDITOR

EDWARD A. DION, CPA
COUNTY AUDITOR
edion@epcounty.com
www.epcounty.com/auditor

County Administrative Offices
800 East Overland Street, Rm. 406
El Paso, Texas 79901-2407
(915) 546-2040
(915) 546-8172 FAX

04-B

March 30, 2023

The Honorable District Judges, County Court at Law Judges, County Probate Judges
and Commissioners Court Members

Dear Honorable Judges and Commissioners Court Members:

The Funds and Fees of Offices Report for the County of El Paso for the fiscal year ended September 30, 2022, is submitted herewith. This report is required by *Texas Local Government Code*, §114.025. We believe the information contained within this report represents all of the financial activity on a cash basis of accounting for various County offices and is reliable in all material aspects.

This report is intended to provide a thorough overview of the various funds and fees collected by the County during the fiscal year ended September 30, 2022. In addition, the following pages detail total collections by department and assessments by court.

Overall, the funds and fees collections comparative summary reflect an average increase of 7.82% in collections compared to the previous year collections. Conversely, a majority of the collecting departments showed decreases in collections. Increases and decreases greater than \$100,000 are as follows:

- County Tax Assessor-Collector \$33,218,016 increase
- County Sheriff \$3,111,701 increase
- Constables – All Precincts \$267,633 increase
- District Clerk \$248,668 increase
- Justice of the Peace, Precinct No. 5 \$114,072 increase
- Justice of the Peace, Precinct No. 1 \$102,654 increase

- County Clerk \$496,041 decrease
- County Court at Law No. 5 \$121,417 decrease
- El Paso County Community
Supervision and Corrections (EPC CSCD) \$116,280 decrease
- Financial Recovery Division \$101,042 decrease

The Honorable District Judges, County Court at Law Judges, County Probate Judges
and Commissioners Court Members

March 30, 2023

Page 2

The increase of 8.15% in the County Tax Assessor collections is attributable to an 8.46% increase in vehicle sales tax, a 50.16% increase in Hotel Occupancy taxes, and a 9.98% increase in Ad Valorem Taxes resulting from new construction and increased property values.

The increase of 16.64% in the Sheriff's collections is primarily attributed to the rise in Federal Prisoners collections. The growth is comprised of the increase in the following fees: 26.25% in weekend prisoner fees and 1.86% in Foreign Civil Cost fees.

The most significant decreases are seen in County Clerk collections dropping 3.65% related to a reduction in filings, recording fees and court costs collected; County Court at Law No. 5 collections dropping 19.36% connected to a decrease in civil court cost collected.

These departments will be monitored and analyzed during the current fiscal year. If needed, assistance will be offered to review policies and procedures and make recommendations to help increase efficiency.

My sincere thanks go to the County officials and employees who contributed support and leadership in conducting the County's financial affairs responsibly and professionally.

Very truly yours,



Edward A. Dion, CPA
County Auditor

EAD:BF:RAG:ya

County of El Paso, Texas
Funds and Fees Collections - Comparative Summary
Fiscal Years 2018 Through 2022

Department	2022	2021	Difference	% Increase/ Decrease	2020	2019	2018
34th District Court	\$91,081	\$158,504	(\$67,423)	-42.54%	\$127,331	\$168,998	\$198,776
41st District Court	153,490	197,589	(44,099)	-22.32%	243,348	264,935	205,985
65th District Court	76,482	82,240	(5,758)	-7.00%	74,265	103,886	87,243
120th District Court	175,766	198,859	(23,093)	-11.61%	200,604	328,396	229,793
168th District Court	91,617	139,424	(47,807)	-34.29%	177,845	196,332	198,681
171st District Court	170,047	145,618	24,429	16.78%	212,235	228,353	211,371
205th District Court	77,164	119,118	(41,954)	-35.22%	125,567	151,794	175,523
210th District Court	119,758	154,423	(34,665)	-22.45%	127,068	184,074	176,557
243rd District Court	117,712	145,731	(28,019)	-19.23%	151,623	143,437	137,238
327th District Court	441,693	449,690	(7,997)	-1.78%	507,719	505,292	435,969
346th District Court	117,677	91,444	26,233	28.69%	168,574	204,095	206,059
346th Veterans Treatment Court	8,480	10,097	(1,617)	-16.01%	9,111	16,331	25,514
383rd District Court	1,029,073	1,050,030	(20,957)	-2.00%	996,049	1,273,642	1,167,632
384th District Court	122,857	157,262	(34,405)	-21.88%	166,327	196,035	173,597
388th District Court	422,353	364,960	57,393	15.73%	441,506	499,830	804,324
409th District Court	128,336	131,475	(3,139)	-2.39%	193,768	238,643	224,446
448th District Court	70,357	107,737	(37,380)	-34.70%	111,823	139,895	137,491
Criminal District Court No. 1	141,200	184,368	(43,168)	-23.41%	291,814	277,509	347,379
County Court at Law No. 1	84,960	91,649	(6,689)	-7.30%	160,989	296,534	330,493
County Court at Law No. 2	96,245	120,968	(24,723)	-20.44%	258,866	277,024	264,412
County Court at Law No. 3	110,964	176,566	(65,602)	-37.15%	179,162	218,782	151,621
County Court at Law No. 4	91,267	91,786	(519)	-0.57%	158,345	215,220	231,226
County Court at Law No. 5	505,734	627,151	(121,417)	-19.36%	417,846	426,382	293,324
County Court at Law No. 6	421,993	438,671	(16,678)	-3.80%	478,648	434,233	276,364
County Court at Law No. 7	151,668	139,711	11,957	8.56%	182,893	322,251	368,051
County Criminal Court No. 1	73,331	63,017	10,314	16.37%	129,204	194,494	185,450
County Criminal Court No. 2	95,914	119,069	(23,155)	-19.45%	204,029	256,922	295,225
County Criminal Court No. 3	50,236	50,362	(126)	-0.25%	170,562	250,254	246,801
County Criminal Court No. 4	124,817	59,208	65,609	110.81%	167,510	237,596	208,927
Jury Duty Court	4,730	3,931	799	20.33%	102,695	267,348	272,521
Probate Court No. 1	388,585	396,800	(8,215)	-2.07%	316,634	319,941	373,820
Probate Court No. 2	412,364	403,603	8,761	2.17%	333,289	343,534	369,754
County Mental Health Court No. 1	97,907	63,380	34,527	54.48%	110,294	127,020	71,635
County Mental Health Court No. 2	27,645	30,380	(2,735)	-9.00%	23,277	57,004	57,752
County Attorney	80,206	68,177	12,029	17.64%	120,242	162,426	196,183
County Clerk	13,083,674	13,579,715	(496,041)	-3.65%	10,375,791	10,341,727	7,886,972
County Clerk Miscellaneous Fees	62,977	69,892	(6,915)	-9.89%	92,914	113,888	62,437
Financial Recovery Division	1,270,686	1,371,728	(101,042)	-7.37%	1,906,987	2,459,963	2,369,827
County Sheriff	21,809,834	18,698,133	3,111,701	16.64%	19,893,384	22,247,967	24,184,716
County Tax Assessor-Collector	440,789,211	407,571,195	33,218,016	8.15%	394,958,610	376,202,439	356,047,126
District Clerk	3,273,706	3,025,038	248,668	8.22%	4,635,474	5,760,373	5,883,359
District Clerk Miscellaneous Fees	517,996	482,228	35,768	7.42%	568,432	970,733	906,278
Domestic Relations Office	783,195	770,657	12,538	1.63%	868,835	993,814	934,846
El Paso County Community							
Supervision and Corrections (EPC CSCD)	2,954,178	3,070,458	(116,280)	-3.79%	3,112,600	3,805,266	3,899,765
Constables - All Precincts	1,270,082	1,002,449	267,633	26.70%	926,146	1,475,772	1,452,281
Justice of the Peace, Precinct No. 1	335,522	232,868	102,654	44.08%	290,368	517,177	465,065
Justice of the Peace, Precinct No. 2	418,064	416,739	1,325	0.32%	420,640	691,622	696,080
Justice of the Peace, Precinct No. 3	391,266	302,397	88,869	29.39%	342,919	529,731	737,692
Justice of the Peace, Precinct No. 4	690,572	703,780	(13,208)	-1.88%	618,901	856,148	707,952
Justice of the Peace, Precinct No. 5	386,126	272,054	114,072	41.93%	409,348	618,379	675,932
Justice of the Peace, Precinct No. 6-1	1,141,360	1,057,797	83,563	7.90%	947,237	1,130,732	1,500,368
Justice of the Peace, Precinct No. 6-2	1,023,118	1,044,567	(21,449)	-2.05%	923,046	1,311,218	1,241,253
Justice of the Peace, Precinct No. 7	507,677	503,811	3,866	0.77%	631,734	859,457	840,246
	<u>\$497,082,953</u>	<u>\$461,008,504</u>	<u>\$36,074,449</u>	<u>7.83%</u>	<u>\$449,764,428</u>	<u>\$440,414,848</u>	<u>\$419,829,333</u>

Note: These comparative summary amounts include collections made by other offices and funds remitted to the State.
For actual collections see total collection on next page.

**County of El Paso, Texas
Funds and Fees Collections
Fiscal Year Ended September 30, 2022**

Department	Collections on Assessments				
34th District Court	\$91,081				
41st District Court	153,490				
65th District Court	76,482				
120th District Court	175,766				
168th District Court	91,617				
171st District Court	170,047				
205th District Court	77,164				
210th District Court	119,758				
243rd District Court	117,712				
327th District Court	441,693				
346th District Court	117,677				
346th Veterans Treatment Court	8,480				
383rd District Court	1,029,073				
384th District Court	122,857				
388th District Court	422,353				
409th District Court	128,336				
448th District Court	70,357				
Criminal District Court No. 1	141,200				
County Court at Law No. 1	84,960				
County Court at Law No. 2	96,245				
County Court at Law No. 3	110,964				
County Court at Law No. 4	91,267				
County Court at Law No. 5	505,734				
County Court at Law No. 6	421,993				
County Court at Law No. 7	151,668				
County Criminal Court No. 1	73,331				
County Criminal Court No. 2	95,914				
County Criminal Court No. 3	50,236				
County Criminal Court No. 4	124,817				
Jury Duty Court	4,730				
Probate Court No. 1	388,585				
Probate Court No. 2	412,364				
County Mental Health Court No. 1	97,907				
County Mental Health Court No. 2	27,645				
District Clerk Miscellaneous Fees	517,996				
County Clerk Miscellaneous Fees	62,977				
	<u>\$6,874,476</u>	Court Costs Collections	All Other Collections	Interest Earned	Total Collections
Total collections on assessments	<u>\$6,874,476</u>				
County Attorney (1)			\$80,206		\$80,206
County Clerk		\$2,287,460	10,793,692	\$2,522	13,083,674
Financial Recovery Division		1,270,686			1,270,686
County Sheriff			21,302,726	6,967	21,309,693
County Tax Assessor-Collector			440,754,962	34,249	440,789,211
District Clerk		3,273,706			3,273,706
Domestic Relations Office(2)			670,836		670,836
El Paso Community Supervision and Corrections		40,102	2,914,076		2,954,178
Constables - All Precincts(3)		820,245	18,353		838,598
Justice of the Peace, Precinct No. 1 (4)		216,757			216,757
Justice of the Peace, Precinct No. 2 (4)		262,010			262,010
Justice of the Peace, Precinct No. 3 (4)		273,741			273,741
Justice of the Peace, Precinct No. 4 (4)		576,246			576,246
Justice of the Peace, Precinct No. 5 (4)		273,460			273,460
Justice of the Peace, Precinct No. 6-1 (4)		1,038,523			1,038,523
Justice of the Peace, Precinct No. 6-2 (4)		973,863			973,863
Justice of the Peace, Precinct No. 7 (4)		458,860			458,860
Total collections		<u>\$11,765,659</u>	<u>\$476,534,851</u>	<u>\$43,738</u>	<u>\$488,344,248</u>

Notes:

- (1) Summary totals exclude collections by other County offices for bond forfeitures.
- (2) Summary totals exclude collections by District Clerk.
- (3) Summary totals exclude collections for criminal collections other than constable fees.
- (4) Summary totals exclude constable fees.

County of El Paso, Texas
34th District Court
Judge William E. Moody
October 1, 2021 through September 30, 2022

Fines and Costs

Criminal Collections:

By Financial Recovery Division and
EPC CSCD:

	Fines	County Court Costs	State Court Costs	Totals
October	\$5,162	\$995	\$1,292	\$7,449
November	2,529	562	782	3,873
December	2,292	380	461	3,133
January	1,504	410	554	2,468
February	1,687	706	1,169	3,562
March	1,296	519	844	2,659
April	2,432	762	1,124	4,318
May	1,415	428	782	2,625
June	1,791	405	554	2,750
July	761	571	856	2,188
August	1,553	562	1,149	3,264
September	2,148	664	1,036	3,848
Total Criminal Collections	24,570	6,964	10,603	42,137

Civil Collections:

By District Clerk:

October	\$2,883	\$2,317	\$5,200
November	3,559	2,442	6,001
December	1,832	1,323	3,155
January	5,759	527	6,286
February	2,008	45	2,053
March	4,059	(57)	4,002
April	3,896	252	4,148
May	4,828	207	5,035
June	2,591	(77)	2,514
July	2,455	45	2,500
August	4,534	85	4,619
September	3,229	202	3,431
Total Civil Collections	41,633	7,311	48,944
Total Collections	\$24,570	\$48,597	\$17,914
	<u>\$91,081</u>		

**County of El Paso, Texas
41st District Court
Judge Annabell Perez
October 1, 2021 through September 30, 2022**

Fines and Costs

Criminal Collections:

By Financial Recovery Division and
EPC CSCD:

	Fines	County Court Costs	State Court Costs	Totals
October	\$5,090	\$878	\$1,764	\$7,732
November	4,159	1,090	1,607	6,856
December	6,471	1,244	1,884	9,599
January	5,002	1,061	1,440	7,503
February	6,039	861	1,204	8,104
March	7,376	844	1,199	9,419
April	7,503	510	989	9,002
May	4,032	640	916	5,588
June	3,248	662	946	4,856
July	2,073	457	652	3,182
August	1,575	647	918	3,140
September	3,761	617	797	5,175
Total Criminal Collections	56,329	9,511	14,316	80,156

Civil Collections:

By District Clerk:

October	\$3,980	\$3,048	\$7,028
November	4,744	3,027	7,771
December	2,475	1,891	4,366
January	4,270	397	4,667
February	10,616	384	11,000
March	3,925	85	4,010
April	4,227	394	4,621
May	8,964	648	9,612
June	5,606	297	5,903
July	5,167	(77)	5,090
August	4,327	95	4,422
September	4,627	217	4,844
Total Civil Collections	62,928	10,406	73,334
Total Collections	\$56,329	\$72,439	\$24,722
	<u>\$153,490</u>		

**County of El Paso, Texas
65th District Court
Judge Yahara Lisa Gutierrez
October 1, 2021 through September 30, 2022**

Fines and Costs

Criminal Collections:

By Financial Recovery Division and
EPC CSCD:

	County Court Costs	State Court Costs	Totals
October			
November			
December			
January			
February			
March			
April			
May			
June			
July			
August			
September			
<hr/>			
Total Criminal Collections			-

Civil Collections:

By District Clerk:

October	\$5,827	\$2,422	\$8,249
November	4,020	1,359	5,379
December	1,678	1,163	2,841
January	2,742	1,135	3,877
February	4,157	1,318	5,475
March	3,889	751	4,640
April	5,789	1,730	7,519
May	4,694	1,318	6,012
June	6,874	1,943	8,817
July	5,244	1,362	6,606
August	7,353	1,828	9,181
September	5,875	2,011	7,886
<hr/>			
Total Civil Collections	58,142	18,340	76,482
<hr/>			
Total Collections	\$58,142	\$18,340	\$76,482

County of El Paso, Texas
120th District Court
Judge Maria Salas-Mendoza
October 1, 2021 through September 30, 2022

Fines and Costs

Criminal Collections:

<u>By Financial Recovery Division and EPC CSCD:</u>	Fines	County Court Costs	State Court Costs	Totals
October	\$5,004	\$827	\$1,318	\$7,149
November	5,602	1,042	1,652	8,296
December	4,432	905	14,889	20,226
January	4,090	1,175	1,748	7,013
February	5,911	788	967	7,666
March	4,490	1,524	2,256	8,270
April	3,330	941	1,447	5,718
May	3,866	992	1,635	6,493
June	2,880	644	1,086	4,610
July	3,589	744	904	5,237
August	2,621	497	835	3,953
September	5,707	1,140	1,750	8,597
Total Criminal Collections	51,522	11,219	30,487	93,228

Civil Collections:

By District Clerk:

October	\$4,022	\$3,152	\$7,174
November	4,515	2,130	6,645
December	5,120	2,868	7,988
January	5,636	526	6,162
February	4,982	369	5,351
March	7,981	394	8,375
April	5,010	429	5,439
May	6,081	237	6,318
June	5,905	329	6,234
July	3,520	207	3,727
August	5,937	384	6,321
September	12,223	581	12,804
Total Civil Collections	70,932	11,606	82,538
Total Collections	\$51,522	\$82,151	\$42,093
	\$175,766		

County of El Paso, Texas
168th District Court
Judge Marcos Lizarraga
October 1, 2021 through September 30, 2022

Fines and Costs

Criminal Collections:

<u>By Financial Recovery Division and EPC CSCD:</u>	Fines	County Court Costs	State Court Costs	Totals
October	\$1,942	\$444	\$728	\$3,114
November	1,497	418	855	2,770
December	401	141	211	753
January	1,161	305	450	1,916
February	1,047	315	616	1,978
March	3,329	1,040	1,590	5,959
April	879	150	190	1,219
May	1,775	665	1,070	3,510
June	1,224	489	841	2,554
July	1,531	520	743	2,794
August	1,043	995	1,745	3,783
September	666	1,672	2,686	5,024
Total Criminal Collections	16,495	7,154	11,725	35,374

Civil Collections:

By District Clerk:

October	\$2,452	\$1,704	\$4,156
November	3,822	2,556	6,378
December	3,246	2,130	5,376
January	3,182	65	3,247
February	4,426	237	4,663
March	4,145	227	4,372
April	4,941	90	5,031
May	3,900	217	4,117
June	3,673	80	3,753
July	4,584	(37)	4,547
August	6,389	95	6,484
September	4,034	85	4,119
Total Civil Collections	48,794	7,449	56,243
Total Collections	\$16,495	\$55,948	\$19,174
	\$91,617		

County of El Paso, Texas
171st District Court
Judge Bonnie Rangel
October 1, 2021 through September 30, 2022

Fines and Costs

Criminal Collections:

<u>By Financial Recovery Division and EPC CSCD:</u>	Fines	County Court Costs	State Court Costs	Totals
October	\$3,309	\$1,107	\$1,880	\$6,296
November	6,273	958	1,336	8,567
December	1,771	813	1,104	3,688
January	2,551	622	1,159	4,332
February	2,522	987	1,506	5,015
March	2,989	749	1,049	4,787
April	2,868	945	1,288	5,101
May	3,863	1,058	1,677	6,598
June	2,139	1,213	1,477	4,829
July	1,724	806	1,264	3,794
August	4,159	1,406	2,010	7,575
September	3,248	1,287	1,779	6,314
Total Criminal Collections	37,416	11,951	17,529	66,896

Civil Collections:

By District Clerk:

October	\$3,776	\$2,885	\$6,661
November	2,458	1,794	4,252
December	3,206	1,891	5,097
January	41,078	648	41,726
February	3,746	217	3,963
March	6,680	120	6,800
April	3,468	75	3,543
May	11,342	389	11,731
June	3,663	217	3,880
July	4,107	344	4,451
August	4,860	242	5,102
September	5,698	247	5,945
Total Civil Collections	94,082	9,069	103,151
Total Collections	\$37,416	\$106,033	\$26,598
			\$170,047

**County of El Paso, Texas
205th District Court
Judge Francisco X. Dominguez
October 1, 2021 through September 30, 2022**

Fines and Costs

Criminal Collections:

<u>By Financial Recovery Division and EPC CSCD:</u>	Fines	County Court Costs	State Court Costs	Totals
October	\$543	\$248	\$368	\$1,159
November	787	198	308	1,293
December	194	150	188	532
January	390	314	400	1,104
February	594	506	605	1,705
March	247	111	292	650
April	280	269	230	779
May	1,029	422	651	2,102
June	308	134	292	734
July	2,310	493	889	3,692
August	526	320	423	1,269
September	1,269	582	747	2,598
Total Criminal Collections	8,477	3,747	5,393	17,617

Civil Collections:

By District Clerk:

October	\$3,634	\$2,788	\$6,422
November	3,296	2,459	5,755
December	3,058	2,016	5,074
January	4,973	237	5,210
February	3,079	65	3,144
March	4,003	(47)	3,956
April	4,153	90	4,243
May	4,320	217	4,537
June	6,700	90	6,790
July	4,503	125	4,628
August	5,326	100	5,426
September	4,297	65	4,362
Total Civil Collections	51,342	8,205	59,547
Total Collections	\$8,477	\$55,089	\$77,164

County of El Paso, Texas
210th District Court
Judge Alyssa Perez
October 1, 2021 through September 30, 2022

Fines and Costs

Criminal Collections:

<u>By Financial Recovery Division and EPC CSCD:</u>	Fines	County Court Costs	State Court Costs	Totals
October	\$2,305	\$705	\$1,148	\$4,158
November	2,200	609	1,367	4,176
December	2,992	796	1,488	5,276
January	4,568	668	1,219	6,455
February	3,873	559	913	5,345
March	5,257	806	1,162	7,225
April	1,429	552	870	2,851
May	1,918	655	1,033	3,606
June	2,584	501	1,091	4,176
July	5,070	550	917	6,537
August	1,460	575	888	2,923
September	4,521	645	1,231	6,397
Total Criminal Collections	38,177	7,621	13,327	59,125

Civil Collections:

By District Clerk:

October	\$3,342	\$2,459	\$5,801
November	2,956	2,061	5,017
December	3,000	2,220	5,220
January	4,063	90	4,153
February	3,894	354	4,248
March	6,885	237	7,122
April	5,477	105	5,582
May	5,580	496	6,076
June	3,404	207	3,611
July	3,325	60	3,385
August	5,968	247	6,215
September	4,113	90	4,203
Total Civil Collections	52,007	8,626	60,633
Total Collections	\$38,177	\$59,628	\$119,758

County of El Paso, Texas
243rd District Court
Judge Selena Solis
October 1, 2021 through September 30, 2022

Fines and Costs

Criminal Collections:

<u>By Financial Recovery Division and EPC CSCD:</u>	Fines	County Court Costs	State Court Costs	Totals
October	\$1,523	\$137	\$216	\$1,876
November	619	93	123	835
December	457	261	389	1,107
January	3,449	834	1,182	5,465
February	1,150	202	335	1,687
March	1,478	393	641	2,512
April	904	505	696	2,105
May	577	491	865	1,933
June	718	302	391	1,411
July	1,128	222	289	1,639
August	822	342	617	1,781
September	718	548	810	2,076
Total Criminal Collections	13,543	4,330	6,554	24,427

Civil Collections:

By District Clerk:

October	\$4,827	\$3,294	\$8,121
November	5,618	3,339	8,957
December	5,775	3,024	8,799
January	5,218	897	6,115
February	7,841	1,173	9,014
March	6,975	387	7,362
April	4,730	496	5,226
May	9,957	355	10,312
June	7,194	693	7,887
July	3,459	207	3,666
August	7,960	474	8,434
September	8,539	853	9,392
Total Civil Collections	78,093	15,192	93,285
Total Collections	\$13,543	\$82,423	\$21,746
	\$117,712		

County of El Paso, Texas
327th District Court
Judge Monique Velarde Reyes
October 1, 2021 through September 30, 2022

Fines and Costs

Criminal Collections:

<u>By Financial Recovery Division and EPC CSCD:</u>	County Court Costs	State Court Costs	Totals
	Fines		
October		\$5	\$5
November		5	5
December		5	5
January		5	5
February		25	25
March		25	25
April		5	5
May		25	25
June		5	5
July		5	5
August		5	5
September		5	5
<hr/>			
Total Criminal Collections		120	120

Civil Collections:

<u>By District Clerk:</u>				
October		\$21,459	\$10,752	\$32,211
November		22,101	11,734	33,835
December	\$387	20,681	10,761	31,829
January		27,487	7,043	34,530
February		20,086	5,024	25,110
March		25,628	5,298	30,926
April	3,839	34,942	6,558	45,339
May		20,078	3,865	23,943
June		22,041	4,183	26,224
July		20,217	3,887	24,104
August		52,824	5,311	58,135
September		61,808	13,579	75,387
<hr/>				
Total Civil Collections	4,226	349,352	87,995	441,573
<hr/>				
Total Collections	\$4,226	\$349,352	\$88,115	\$441,693

County of El Paso, Texas
346th District Court
Judge Patricia C. Baca
October 1, 2021 through September 30, 2022

Fines and Costs

Criminal Collections:

<u>By Financial Recovery Division and EPC CSCD:</u>	Fines	County Court Costs	State Court Costs	Totals
October	\$3,013	\$383	\$686	\$4,082
November	919	400	809	2,128
December	5,232	694	1,323	7,249
January	1,316	489	774	2,579
February	3,015	906	1,538	5,459
March	2,484	571	1,285	4,340
April	1,549	336	533	2,418
May	2,152	518	880	3,550
June	1,874	422	918	3,214
July	580	658	1,503	2,741
August	1,617	788	1,197	3,602
September	3,386	769	1,118	5,273
Total Criminal Collections	27,137	6,934	12,564	46,635

Civil Collections:

By District Clerk:

October	\$756	\$312	\$1,068
November	492	284	776
December	1,365	1,181	2,546
January	424	10	434
February	3,417	212	3,629
March	4,295	100	4,395
April	2,928	(82)	2,846
May	5,446	206	5,652
June	4,173	344	4,517
July	23,788	616	24,404
August	17,070	212	17,282
September	3,423	70	3,493
Total Civil Collections	67,577	3,465	71,042
Total Collections	\$27,137	\$74,511	\$116,029

County of El Paso, Texas
346th Veterans Treatment Court
Judge Patricia C. Baca
October 1, 2021 through September 30, 2022

Fines and Costs

Criminal Collections:

By Financial Recovery Division and
EPC CSCD:

	Fines	County Court Costs	State Court Costs	Totals
October	\$196	\$26	\$165	\$387
November	48	2	320	370
December	1,000	107	605	1,712
January	38	2	540	580
February	98	2		100
March	443	6	630	1,079
April			40	40
May			1,935	1,935
June			385	385
July			150	150
August			1,102	1,102
September			640	640
Total Criminal Collections	1,823	145	6,512	8,480

Civil Collections:

By District Clerk:

October
November
December
January
February
March
April
May
June
July
August
September

Total Civil Collections

	\$1,823	\$145	\$6,512	\$8,480
--	---------	-------	---------	---------

**County of El Paso, Texas
383rd District Court
Judge Lyda Ness Garcia
October 1, 2021 through September 30, 2022**

Fines and Costs

Criminal Collections:

By Financial Recovery Division and
EPC CSCD:

	County Court Costs	State Court Costs	Totals
October			
November			
December			
January			
February			
March			
April			
May			
June			
July			
August			
September			
<hr/>			
Total Criminal Collections			
<hr/>			

Civil Collections:

By District Clerk:

October	\$58,040	\$18,136	\$76,176
November	54,403	17,267	71,670
December	57,590	18,078	75,668
January	33,688	11,949	45,637
February	36,747	8,810	45,557
March	41,924	7,179	49,103
April	66,595	20,015	86,610
May	58,196	16,185	74,381
June	119,579	39,190	158,769
July	51,554	14,274	65,828
August	128,367	43,054	171,421
September	79,604	28,649	108,253
<hr/>			
Total Civil Collections	786,287	242,786	1,029,073
<hr/>			
Total Collections	\$786,287	\$242,786	\$1,029,073
<hr/> <hr/>			

County of El Paso, Texas
384th District Court
Judge Patrick M. Garcia
October 1, 2021 through September 30, 2022

Fines and Costs

Criminal Collections:

<u>By Financial Recovery Division and EPC CSCD:</u>	Fines	County Court Costs	State Court Costs	Totals
October	\$2,452	\$395	\$681	\$3,528
November	3,403	646	1,130	5,179
December	2,583	370	618	3,571
January	2,143	648	1,072	3,863
February	4,526	676	1,295	6,497
March	4,203	802	1,205	6,210
April	3,254	888	1,658	5,800
May	3,747	724	794	5,265
June	1,475	634	1,014	3,123
July	1,275	741	1,282	3,298
August	7,909	1,051	2,125	11,085
September	2,690	756	1,280	4,726
Total Criminal Collections	39,660	8,331	14,154	62,145

Civil Collections:

By District Clerk:

October	\$3,527	\$2,743	\$6,270
November	2,780	2,033	4,813
December	2,649	2,033	4,682
January	3,325	75	3,400
February	9,861	506	10,367
March	4,181	369	4,550
April	3,945	(47)	3,898
May	4,105	70	4,175
June	3,807	222	4,029
July	4,879	70	4,949
August	3,651	276	3,927
September	5,278	374	5,652
Total Civil Collections	51,988	8,724	60,712
Total Collections	\$39,660	\$60,319	\$22,878
	\$122,857		

**County of El Paso, Texas
388th District Court
Judge Marlene Gonzalez
October 1, 2021 through September 30, 2022**

Fines and Costs

Criminal Collections:

<u>By Financial Recovery Division and EPC CSCD:</u>	County Court Costs	State Court Costs	Totals
October			
November			
December			
January			
February			
March			
April			
May			
June			
July			
August			
September			
<hr/>			
Total Criminal Collections			

Civil Collections:

<u>By District Clerk:</u>			
October	\$24,288	\$14,209	\$38,497
November	23,402	13,538	36,940
December	21,968	13,741	35,709
January	18,777	4,183	22,960
February	33,843	3,785	37,628
March	37,407	6,234	43,641
April	40,744	6,476	47,220
May	28,633	4,280	32,913
June	28,448	4,514	32,962
July	21,995	4,908	26,903
August	27,434	5,079	32,513
September	28,450	6,017	34,467
<hr/>			
Total Civil Collections	335,389	86,964	422,353
<hr/>			
Total Collections	\$335,389	\$86,964	\$422,353

County of El Paso, Texas
409th District Court
Judge Sam Medrano
October 1, 2021 through September 30, 2022

Fines and Costs

Criminal Collections:

<u>By Financial Recovery Division and EPC CSCD:</u>	Fines	County Court Costs	State Court Costs	Totals
October	\$7,846	\$1,692	\$2,228	\$11,766
November	7,029	1,617	2,131	10,777
December	7,861	1,418	2,215	11,494
January	6,840	1,195	1,306	9,341
February	10,058	1,098	1,198	12,354
March	8,044	1,093	1,516	10,653
April	6,981	1,364	1,522	9,867
May	7,855	1,356	2,440	11,651
June	3,445	851	1,404	5,700
July	4,769	1,051	1,533	7,353
August	5,895	2,084	3,461	11,440
September	3,057	1,309	1,925	6,291
Total Criminal Collections	79,680	16,128	22,879	118,687

Civil Collections:

By District Clerk:

October				
November		\$769	\$312	\$1,081
December		580	454	1,034
January		208	5	213
February		1,232	710	1,942
March				
April				
May		624	15	639
June				
July				
August		3,405	157	3,562
September		889	289	1,178
Total Civil Collections		7,707	1,942	9,649
Total Collections	\$79,680	\$23,835	\$24,821	\$128,336

**County of El Paso, Texas
448th District Court
Judge Sergio Enriquez
October 1, 2021 through September 30, 2022**

Fines and Costs

Criminal Collections:

By Financial Recovery Division and
EPC CSCD:

	County Court Costs	State Court Costs	Totals
October			
November			
December			
January			
February			
March			
April			
May			
June			
July			
August			
September			
<hr/>			
Total Criminal Collections			
<hr/>			

Civil Collections:

By District Clerk:

October	\$5,234	\$3,311	\$8,545
November	4,413	2,923	7,336
December	3,499	2,691	6,190
January	5,765	379	6,144
February	5,141	110	5,251
March	4,548	(179)	4,369
April	5,297	232	5,529
May	5,404	120	5,524
June	3,551	70	3,621
July	5,473	120	5,593
August	6,215	(2)	6,213
September	5,917	125	6,042
<hr/>			
Total Civil Collections	60,457	9,900	70,357
<hr/>			
Total Collections	\$60,457	\$9,900	\$70,357
<hr/> <hr/>			

County of El Paso, Texas
Criminal District Court No. 1
Judge Diane Navarrete
October 1, 2021 through September 30, 2022

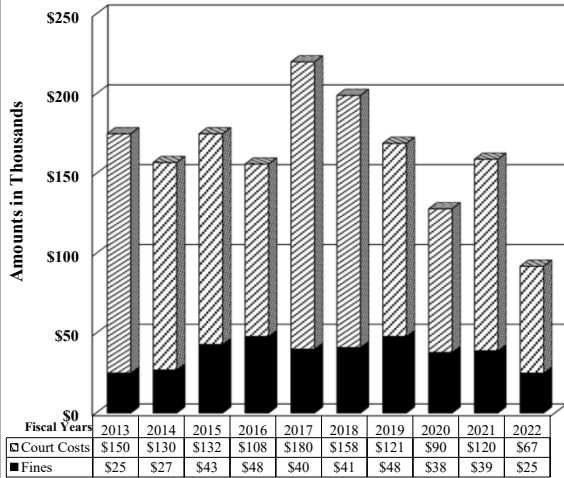
Criminal Collections:

<u>By Financial Recovery Division and EPC CSCD:</u>	Fines	County Court Costs	State Court Costs	Totals
October	\$8,163	\$1,798	\$2,939	\$12,900
November	5,672	1,903	2,246	9,821
December	3,933	1,070	1,539	6,542
January	8,116	1,982	3,086	13,184
February	9,848	1,348	1,946	13,142
March	7,774	1,348	1,929	11,051
April	4,706	555	620	5,881
May	5,324	461	1,125	6,910
June	5,005	486	808	6,299
July	5,194	701	706	6,601
August	7,902	596	803	9,301
September	5,995	733	1,285	8,013
Total Criminal Collections	77,632	12,981	19,032	109,645

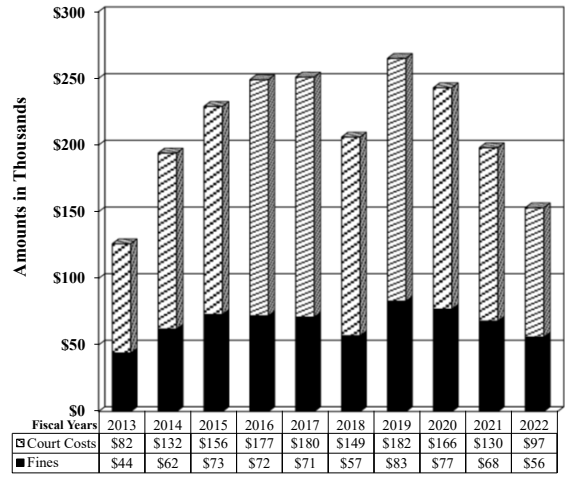
Civil Collections:

<u>By District Clerk:</u>			
October	\$1,943	\$1,502	\$3,445
November	165	170	\$335
December	1,243	959	2,202
January	398	246	644
February	2,578	1,527	4,105
March	208	(132)	76
April	2,343	1,517	3,860
May	1,113	690	1,803
June	2,056	1,522	3,578
July	550	147	697
August	416	10	426
September	6,199	4,185	10,384
Total Civil Collections	19,212	12,343	31,555
Total Collections	\$77,632	\$32,193	\$31,375
	\$141,200		

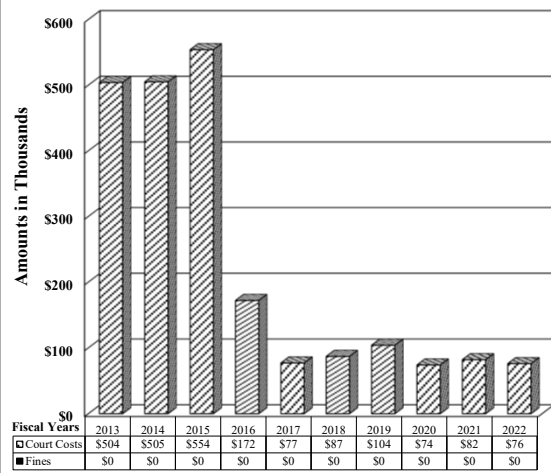
34th District Court Fines and Costs



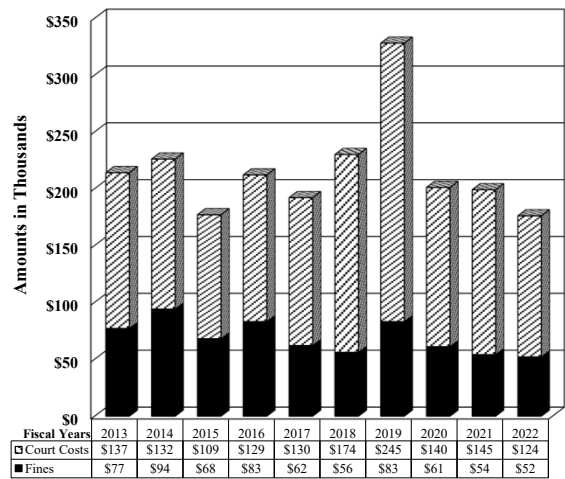
41st District Court Fines and Costs



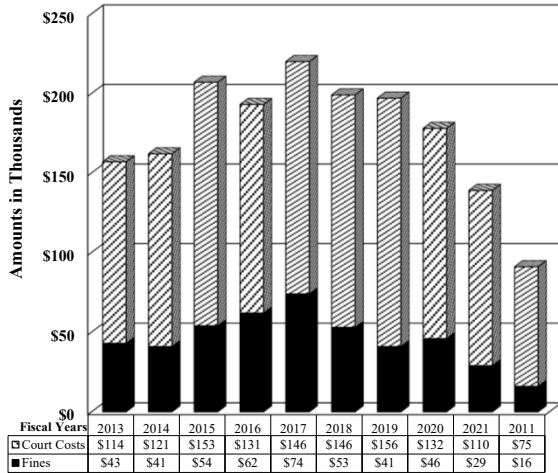
65th District Court Fines and Costs



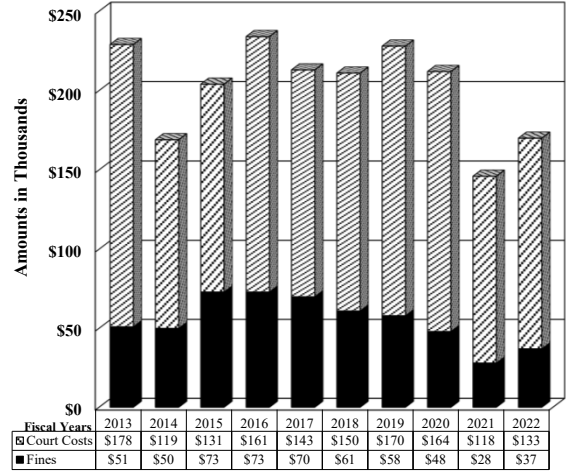
120th District Court Fines and Costs



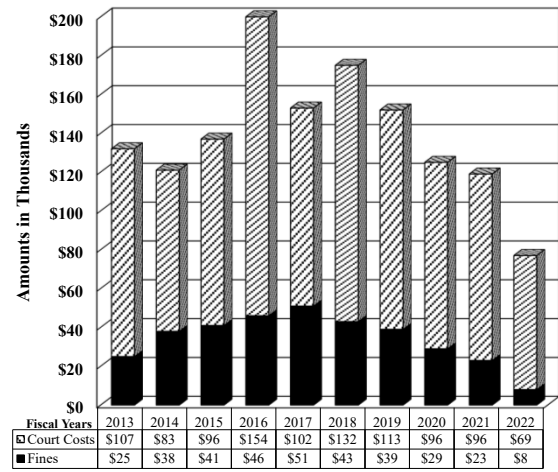
168th District Court Fines and Costs



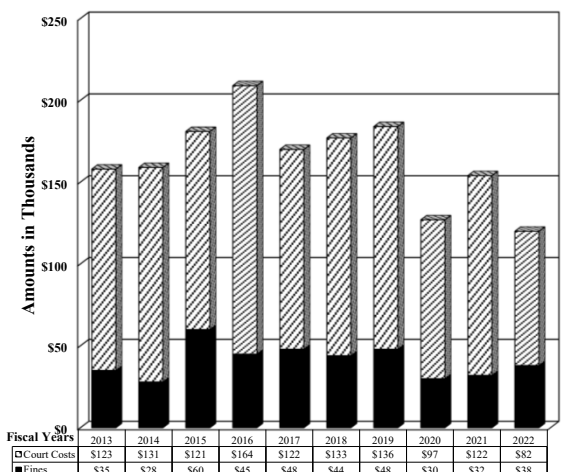
171st District Court Fines and Costs



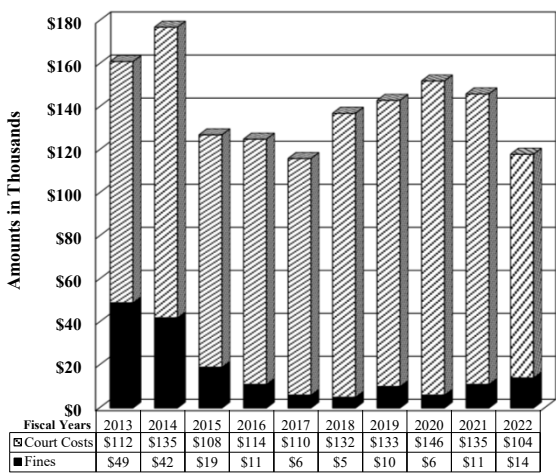
205th District Court Fines and Costs



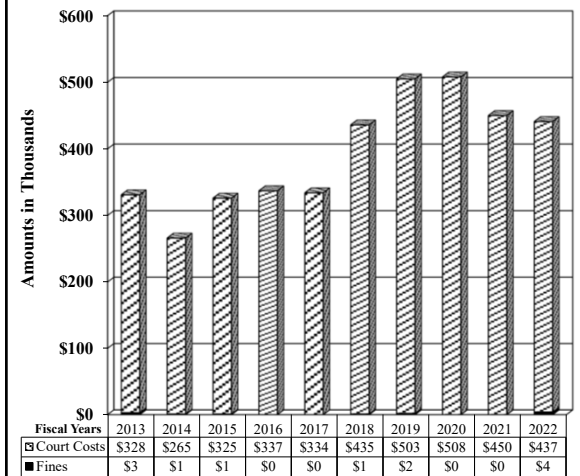
210th District Court Fines and Costs



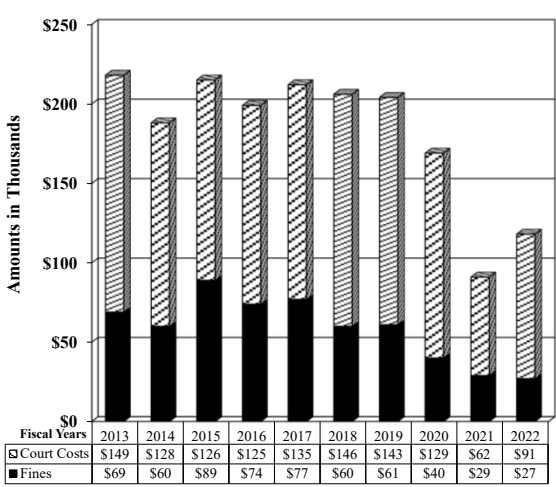
**243rd District Court
Fines and Costs**



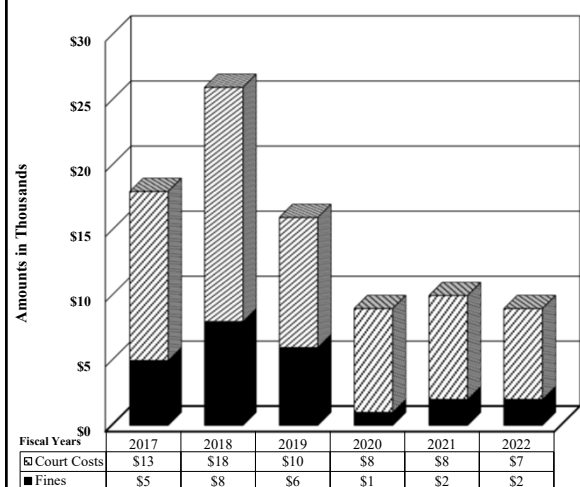
**327th District Court
Fines and Costs**



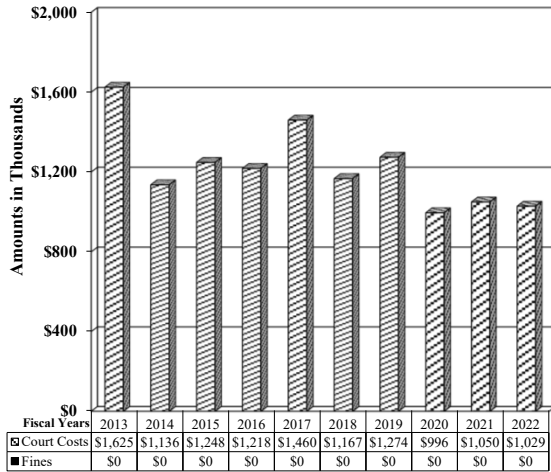
**346th District Court
Fines and Costs**



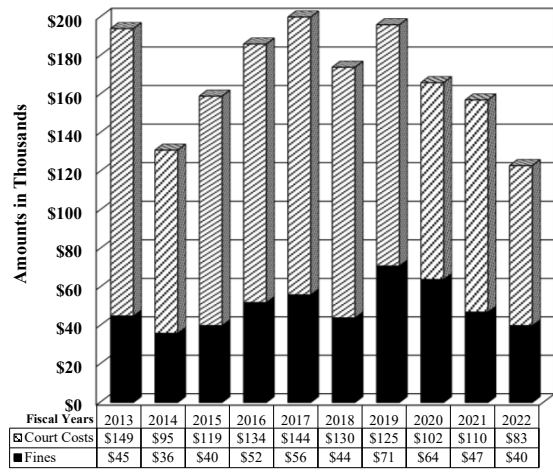
**346th Veteran Treatment Court
Fines and Costs**



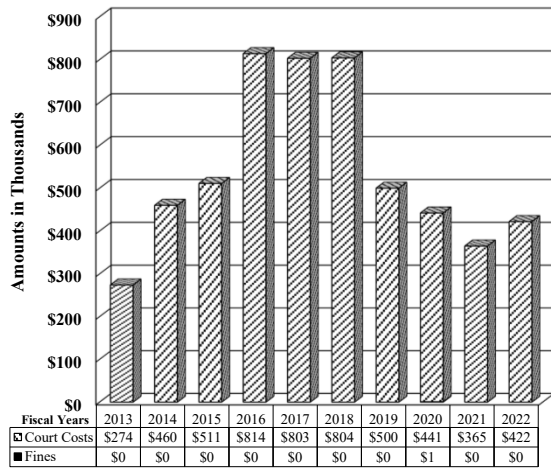
383rd District Court Fines and Costs



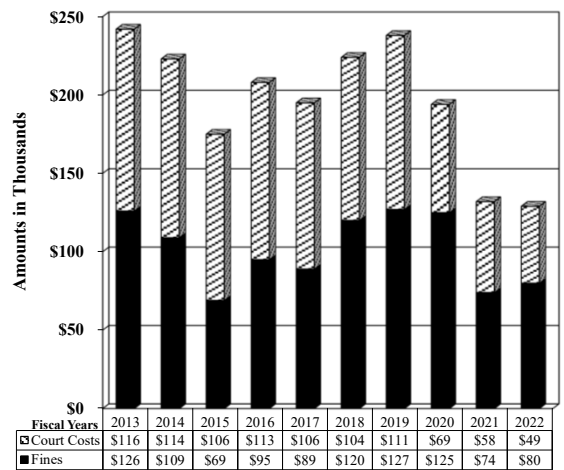
384th District Court Fines and Costs



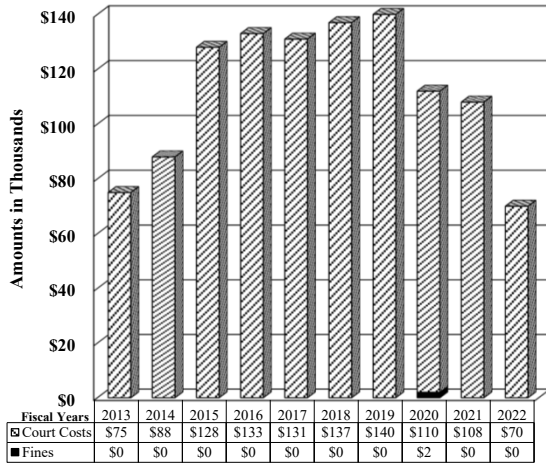
388th District Court Fines and Costs



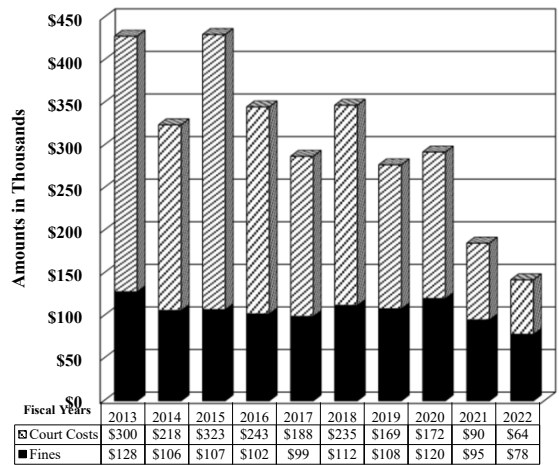
409th District Court Fines and Costs



448th District Court Fines and Costs



Criminal District Court No. 1 Fines and Costs



County of El Paso, Texas
County Court at Law No. 1
Judge Ruth Reyes
October 1, 2021 through September 30, 2022

Fines and Costs

Criminal Collections:

<u>By Sheriff, Financial Recovery Division and EPC CSCD:</u>	Fines	County Court Costs	State Court Costs	Totals
October	\$3,237	\$1,044	\$1,216	\$5,497
November	6,396	1,725	2,110	10,231
December	3,181	690	957	4,828
January	1,983	269	397	2,649
February	3,563	1,029	1,444	6,036
March	3,838	1,490	2,133	7,461
April	3,686	1,137	1,366	6,189
May	1,004	956	688	2,648
June	3,771	1,040	1,040	5,851
July	2,999	794	1,016	4,809
August	3,150	868	1,212	5,230
September	2,479	613	899	3,991
Total Criminal Collections	39,287	11,655	14,478	65,420

Civil Collections:

<u>By District Clerk and County Clerk:</u>				
October		\$2,437	\$630	\$3,067
November		3,621	270	3,891
December		520	180	700
January		281	180	461
February		497	225	722
March		178	90	268
April		2,000	701	2,701
May		50	33	83
June		1,459	426	1,885
July		3,956	232	4,188
August		478	5	483
September		665	426	1,091
Total Civil Collections		16,142	3,398	19,540
Total Collections	\$39,287	\$27,797	\$17,876	\$84,960

County of El Paso, Texas
County Court at Law No. 2
Judge Julie Gonzalez
October 1, 2021 through September 30, 2022

Fines and Costs

Criminal Collections:

<u>By Sheriff, Financial Recovery Division and EPC CSCD:</u>	County Court Fines	County Court Costs	State Court Costs	Totals
October	\$2,756	\$1,400	\$1,636	\$5,792
November	2,179	739	969	3,887
December	1,255	343	439	2,037
January	2,680	605	922	4,207
February	2,599	659	1,119	4,377
March	3,616	1,267	1,400	6,283
April	4,538	1,656	1,925	8,119
May	1,732	1,154	1,310	4,196
June	2,419	948	1,384	4,751
July	4,300	1,070	1,787	7,157
August	2,417	1,145	1,492	5,054
September	3,706	1,377	1,929	7,012
Total Criminal Collections	34,197	12,363	16,312	62,872

Civil Collections:

<u>By District Clerk and County Clerk:</u>			
October	\$7,205	\$270	\$7,475
November	1,053	660	1,713
December	175	132	307
January	4,922	500	5,422
February	4,425	592	5,017
March	574	100	674
April	2,790	554	3,344
May	2,047	516	2,563
June	2,048	294	2,342
July	1,832	411	2,243
August	1,695	578	2,273
September			
Total Civil Collections	28,766	4,607	33,373
Total Collections	\$34,197	\$41,129	\$20,919
	\$96,245		

County of El Paso, Texas
County Court at Law No. 3
Judge Melissa Baeza
October 1, 2021 through September 30, 2022

Fines and Costs

Criminal Collections:

<u>By Sheriff, Financial Recovery Division and EPC CSCD:</u>	County	State	
	Court	Court	
	Fines	Costs	Costs
	Totals		
October			
November			
December			
January			
February			
March			
April			
May			
June			
July			
August			
September			
Total Criminal Collections			

Civil Collections:

<u>By District Clerk and County Clerk:</u>			
October	\$9,313	\$5,640	\$14,953
November	6,653	4,005	10,658
December	7,073	4,446	11,519
January	7,750	317	8,067
February	5,925	120	6,045
March	11,221	292	11,513
April	5,200	110	5,310
May	8,467	312	8,779
June	7,727	286	8,013
July	9,114	(12)	9,102
August	7,984	434	8,418
September	8,427	160	8,587
Total Civil Collections	94,854	16,110	110,964
Total Collections	\$94,854	\$16,110	\$110,964

County of El Paso, Texas
County Court at Law No. 4
Judge Alex Gonzalez
October 1, 2021 through September 30, 2022

Fines and Costs

Criminal Collections:

<u>By Sheriff, Financial Recovery Division and EPC CSCD:</u>	County		State	Totals
	Fines	Court Costs	Court Costs	
October	\$2,320	\$839	\$1,338	\$4,497
November	1,654	388	687	2,729
December	1,699	408	714	2,821
January	2,003	396	682	3,081
February	3,069	668	1,235	4,972
March	3,574	1,689	4,147	9,410
April	958	483	691	2,132
May	4,158	570	1,432	6,160
June	3,500	1,029	1,476	6,005
July	2,989	462	1,080	4,531
August	2,819	877	7,426	11,122
September	3,349	538	1,304	5,191
Total Criminal Collections	32,092	8,347	22,212	62,651

Civil Collections:

<u>By District Clerk and County Clerk:</u>			
October	\$865	\$90	\$955
November	1,281	360	1,641
December	144	90	234
January	1,090	180	1,270
February	3,673	500	4,173
March	3,910	245	4,155
April	3,812	450	4,262
May	3,899	327	4,226
June	2,659	289	2,948
July	969	606	1,575
August	423	284	707
September	1,915	555	2,470
Total Civil Collections	24,640	3,976	28,616
Total Collections	\$32,092	\$32,987	\$26,188
			\$91,267

**County of El Paso, Texas
County Court at Law No. 5
Judge Jesus Rodriguez
October 1, 2021 through September 30, 2022**

Fines and Costs

Criminal Collections:

<u>By Sheriff, Financial Recovery Division and EPC CSCD:</u>	County Court	State Court	Totals
	Fines	Costs	
October			
November			
December			
January			
February			
March			
April			
May			
June			
July			
August			
September			
<hr/>			
Total Criminal Collections			

Civil Collections:

<u>By District Clerk and County Clerk:</u>			
October	\$28,151	\$17,664	\$45,815
November	23,683	14,876	38,559
December	22,449	13,372	35,821
January	29,520	5,723	35,243
February	39,092	6,596	45,688
March	48,075	9,467	57,542
April	39,100	8,466	47,566
May	34,899	6,228	41,127
June	31,969	5,925	37,894
July	32,798	5,037	37,835
August	31,781	6,817	38,598
September	35,653	8,393	44,046
<hr/>			
Total Civil Collections	397,170	108,564	505,734
<hr/>			
Total Collections	\$397,170	\$108,564	\$505,734

County of El Paso, Texas
County Court at Law No. 6
Judge Sue Kurita
October 1, 2021 through September 30, 2022

Fines and Costs

Criminal Collections:

<u>By Sheriff, Financial Recovery Division and EPC CSCD:</u>	County Court	State Court	Totals
	Fines	Costs	
October			
November			
December			
January			
February			
March			
April			
May			
June			
July	\$391	\$4	\$395
August			
September			
Total Criminal Collections	391	4	395

Civil Collections:

<u>By District Clerk and County Clerk:</u>			
October	\$22,742	\$12,406	\$35,148
November	19,903	9,818	29,721
December	18,927	10,161	29,088
January	39,108	8,451	47,559
February	18,691	4,381	23,072
March	23,174	5,417	28,591
April	27,995	6,982	34,977
May	23,330	6,180	29,510
June	22,137	4,618	26,755
July	18,648	2,886	21,534
August	50,359	5,818	56,177
September	50,514	8,952	59,466
Total Civil Collections	335,528	86,070	421,598
Total Collections	\$391	\$335,532	\$86,070
			\$421,993

County of El Paso, Texas
County Court at Law No. 7
Judge Ruben Morales
October 1, 2021 through September 30, 2022

Fines and Costs

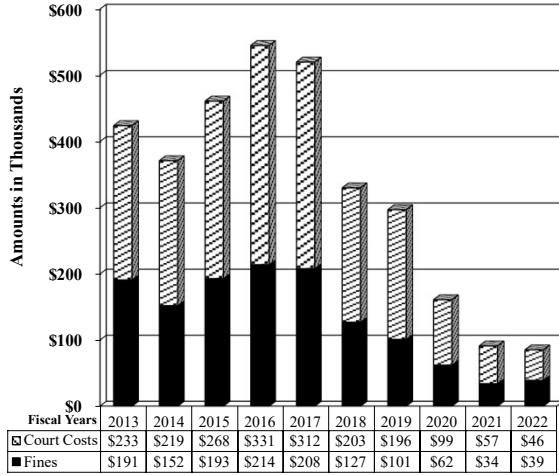
Criminal Collections:

<u>By Sheriff, Financial Recovery Division and EPC CSCD:</u>	County Court Fines	County Court Costs	State Court Costs	Totals
October	\$3,044	\$1,139	\$1,703	\$5,886
November	2,512	659	920	4,091
December	3,189	1,166	2,272	6,627
January	2,456	827	1,090	4,373
February	4,338	1,119	1,911	7,368
March	8,261	2,152	3,178	13,591
April	5,928	1,064	1,603	8,595
May	3,310	991	1,662	5,963
June	4,251	699	1,255	6,205
July	4,093	664	1,066	5,823
August	2,914	708	1,456	5,078
September	3,765	713	1,474	5,952
Total Criminal Collections	48,061	11,901	19,590	79,552

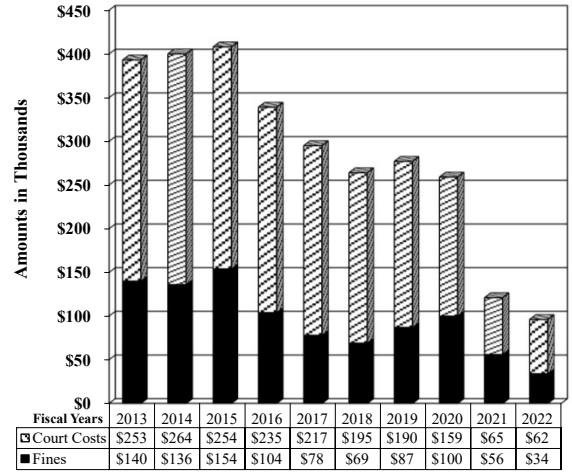
Civil Collections:

<u>By District Clerk and County Clerk:</u>				
October		\$2,552	\$1,548	\$4,100
November		2,479	1,744	4,223
December		3,196	1,506	4,702
January		6,640	410	7,050
February		4,095	155	4,250
March		5,023	435	5,458
April		6,912	651	7,563
May		6,549	275	6,824
June		4,455	(42)	4,413
July		8,374	798	9,172
August		6,595	688	7,283
September		6,537	541	7,078
Total Civil Collections		63,407	8,709	72,116
Total Collections	\$48,061	\$75,308	\$28,299	\$151,668

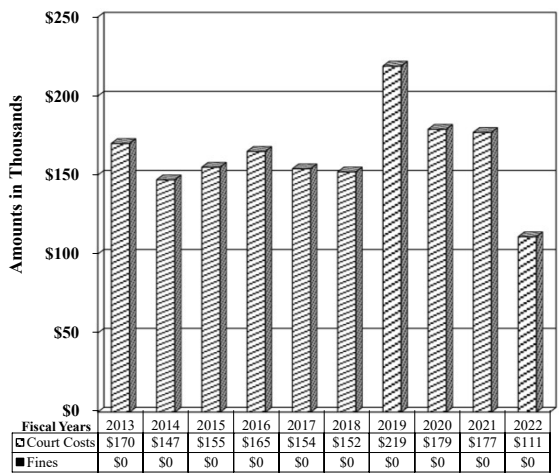
**County Court At Law No. 1
Fines and Costs**



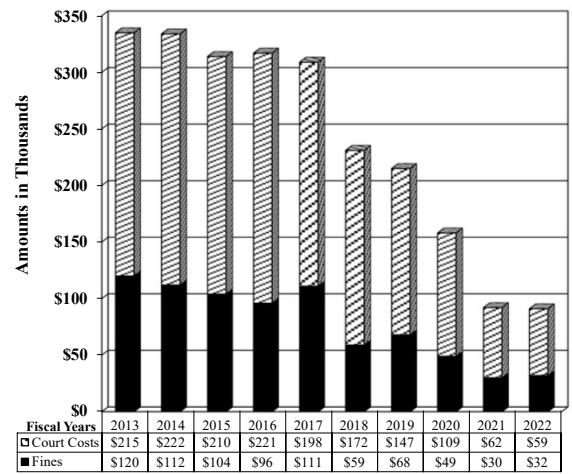
**County Court At Law No. 2
Fines and Costs**



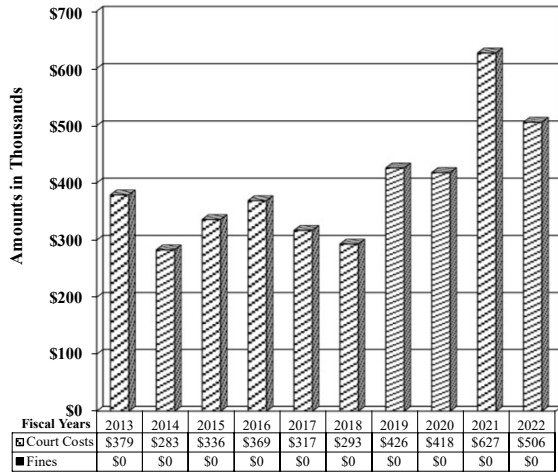
**County Court At Law No. 3
Fines and Costs**



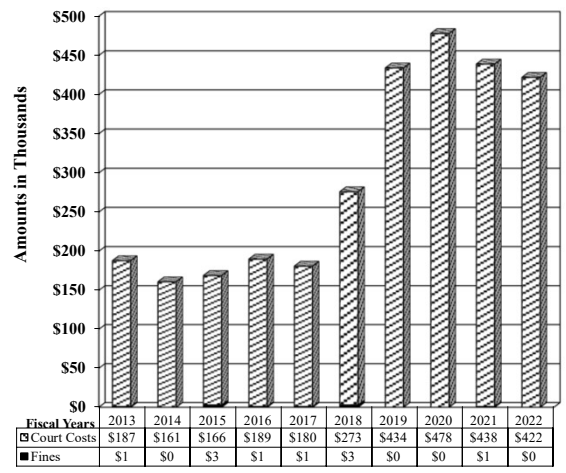
**County Court At Law No. 4
Fines and Costs**



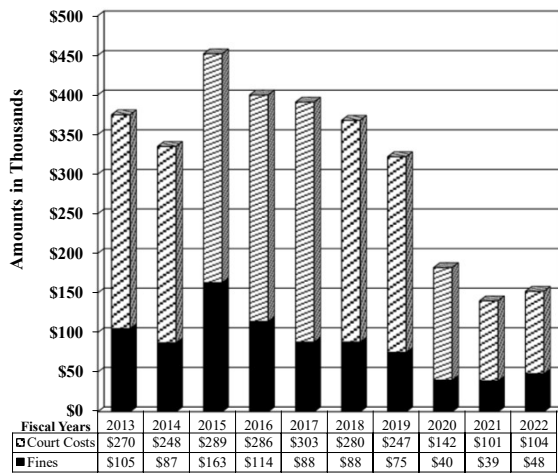
**County Court At Law No. 5
Fines and Costs**



**County Court At Law No. 6
Fines and Costs**



**County Court At Law No. 7
Fines and Costs**



County of El Paso, Texas
County Criminal Court No. 1
Judge Alma Trejo
October 1, 2021 through September 30, 2022

Fines and Costs

Criminal Collections:

	<u>By Sheriff, Financial Recovery Division and EPC CSCD:</u>			Totals
	Fines	County Court Costs	State Court Costs	
October	\$2,720	\$735	\$1,332	\$4,787
November	1,535	668	1,020	3,223
December	2,914	562	850	4,326
January	3,160	692	1,155	5,007
February	3,856	598	1,312	5,766
March	3,322	985	1,606	5,913
April	2,593	831	1,018	4,442
May	2,275	755	1,022	4,052
June	2,082	882	1,334	4,298
July	4,095	504	979	5,578
August	3,736	837	1,289	5,862
September	3,012	604	889	4,505
Total Criminal Collections	35,300	8,653	13,806	57,759

Civil Collections:

<u>By District Clerk and County Clerk:</u>				
October		\$180	\$282	\$462
November		90	142	232
December		534	819	1,353
January		195	908	1,103
February		352	2,719	3,071
March		308	1,070	1,378
April		180	325	505
May		417	873	1,290
June		176	562	738
July		727	2,108	2,835
August		284	486	770
September		285	1,550	1,835
Total Civil Collections		3,728	11,844	15,572
Total Collections	\$35,300	\$12,381	\$25,650	\$73,331

County of El Paso, Texas
County Criminal Court No. 2
Judge Robert Anchondo
October 1, 2021 through September 30, 2022

Fines and Costs

Criminal Collections:

<u>By Sheriff, Financial Recovery Division and EPC CSCD:</u>	County		State	Totals
	Fines	Court Costs	Court Costs	
October	\$3,306	\$1,255	\$1,684	\$6,245
November	3,188	1,419	1,864	6,471
December	1,926	1,380	1,824	5,130
January	2,472	1,672	2,028	6,172
February	6,088	1,521	2,347	9,956
March	4,025	1,524	2,149	7,698
April	3,606	1,146	1,411	6,163
May	4,524	1,082	1,557	7,163
June	1,592	1,067	1,101	3,760
July	2,596	1,015	1,340	4,951
August	1,183	1,022	1,335	3,540
September	4,045	1,852	2,547	8,444
Total Criminal Collections	38,551	15,955	21,187	75,693

Civil Collections:

By District Clerk and
County Clerk:

October	\$492	\$5,853	\$6,345
November	90	184	274
December	312	2,451	2,763
January	201	348	549
February	90	860	950
March	360	3,281	3,641
April	322	500	822
May	142	237	379
June			
July	146	404	550
August	314	646	960
September	715	2,273	2,988
Total Civil Collections	3,184	17,037	20,221
Total Collections	\$38,551	\$19,139	\$38,224

County of El Paso, Texas
County Criminal Court No. 3
Judge Carlos Carrasco
October 1, 2021 through September 30, 2022

Fines and Costs

Criminal Collections:

<u>By Sheriff, Financial Recovery Division and EPC CSCD:</u>	County Court Costs	State Court Costs	Totals	
October	\$4,978	\$747	\$1,515	\$7,240
November	1,628	477	818	2,923
December	861	247	674	1,782
January	4,811	653	1,465	6,929
February	1,123	388	800	2,311
March	3,233	853	1,478	5,564
April	783	623	1,080	2,486
May	2,013	588	1,191	3,792
June	2,614	199	717	3,530
July	1,204	240	744	2,188
August	1,628	597	1,102	3,327
September	2,281	1,249	1,799	5,329
Total Criminal Collections	27,157	6,861	13,383	47,401

Civil Collections:

<u>By District Clerk and County Clerk:</u>				
October		\$132	\$165	\$297
November				
December		132	175	307
January		70	391	461
February		55	183	238
March		35	178	213
April				
May		90	860	950
June			9	9
July			10	10
August		142	208	350
September				
Total Civil Collections		656	2,179	2,835
Total Collections	\$27,157	\$7,517	\$15,562	\$50,236

County of El Paso, Texas
County Criminal Court No. 4
Judge Jessica Vazquez
October 1, 2021 through September 30, 2022

Fines and Costs

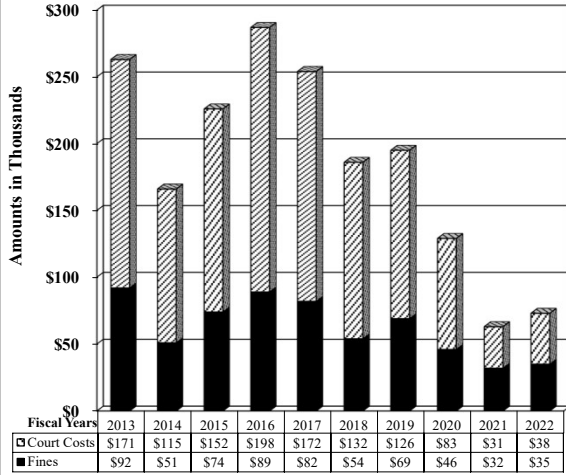
Criminal Collections:

	<u>By Sheriff, Financial Recovery Division and EPC CSCD:</u>			Totals
	Fines	County Court Costs	State Court Costs	
October	\$6,168	\$1,617	\$2,796	\$10,581
November	4,736	1,073	2,289	8,098
December	3,732	930	1,670	6,332
January	5,111	1,419	2,719	9,249
February	5,483	1,603	3,296	10,382
March	6,371	2,411	3,954	12,736
April	5,310	1,363	2,406	9,079
May	3,631	965	2,199	6,795
June	4,959	730	1,993	7,682
July	2,654	775	1,390	4,819
August	2,543	331	1,369	4,243
September	2,347	627	1,403	4,377
Total Criminal Collections	53,045	13,844	27,484	94,373

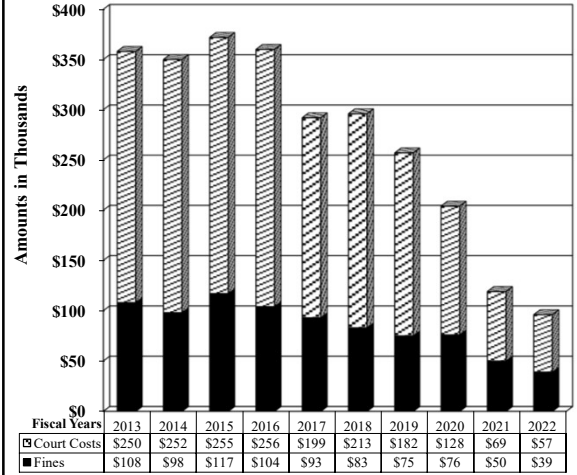
Civil Collections:

<u>By District Clerk and County Clerk:</u>				
October		\$444	\$1,347	\$1,791
November		150	202	352
December		582	4,911	5,493
January		65	176	241
February		431	7,168	7,599
March		390	1,606	1,996
April		180	287	467
May		384	3,900	4,284
June		142	219	361
July		426	2,254	2,680
August		233	875	1,108
September		425	3,647	4,072
Total Civil Collections		3,852	26,592	30,444
Total Collections	\$53,045	\$17,696	\$54,076	\$124,817

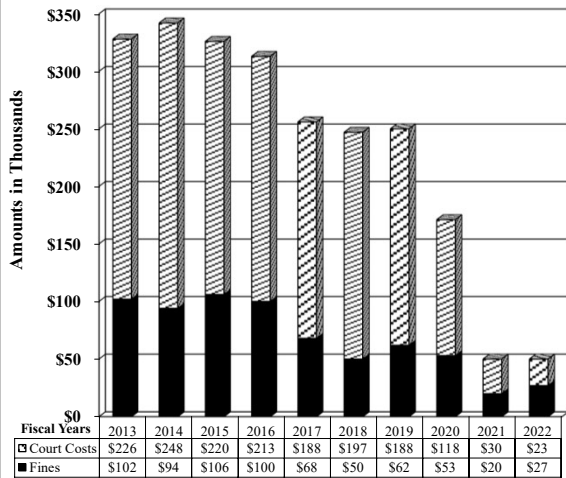
**County Criminal Court No. 1
Fines and Costs**



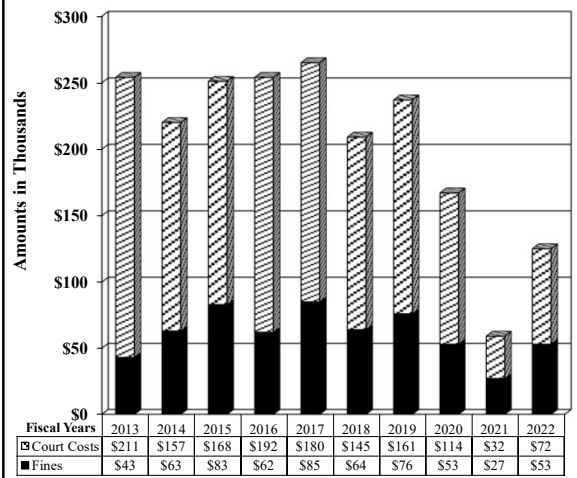
**County Criminal Court No. 2
Fines and Costs**



**County Criminal Court No. 3
Fines and Costs**



**County Criminal Court No. 4
Fines and Costs**



County of El Paso, Texas
Jury Duty Court
Visiting Judges
October 1, 2021 through September 30, 2022

Fines and Costs

Criminal Collections:

By Financial Recovery Division and
EPC CSCD:

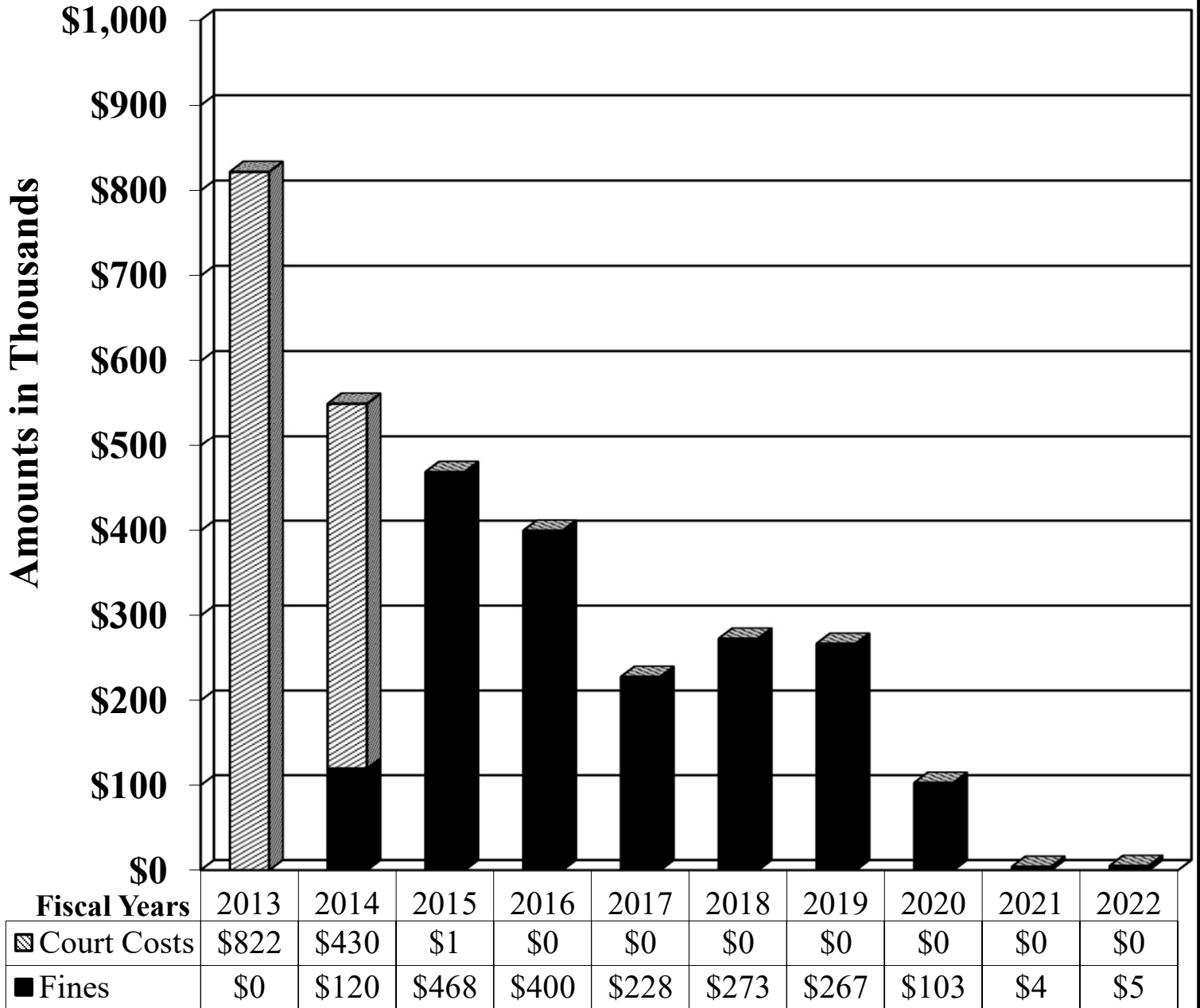
	Fines	County Court Costs	State Court Costs	Totals
October				
November				
December				
January				
February				
March				
April				
May				
June				
July				
August				
September				
<hr/>				
Total Criminal Collections				

Civil Collections:

By County Clerk:

October				
November				
December				
January				
February		\$262	(\$37)	\$225
March		116	(166)	(50)
April		2,541		2,541
May		1,057		1,057
June		522		522
July		8		8
August		283		283
September		144		144
<hr/>				
Total Civil Collections		4,933	(203)	4,730
<hr/>				
Total Collections		\$4,933	(\$203)	\$4,730

Jury Duty Court Fines and Costs



County of El Paso, Texas
Probate Court No. 1
Judge Patricia Chew
October 1, 2021 through September 30, 2022

Fines and Costs

Criminal Collections:

<u>By Financial Recovery Division:</u>	County	State	
	Court	Court	
	Costs	Costs	Totals
	Fines		
October			
November			
December			
January			
February			
March			
April			
May			
June			
July			
August			
September			
<hr/>			
Total Criminal Collections			

Civil Collections:

<u>By County Clerk:</u>			
October	\$22,516	\$7,138	\$29,654
November	25,809	7,790	33,599
December	26,423	7,302	33,725
January	28,009	2,520	30,529
February	27,710	2,087	29,797
March	35,975	1,110	37,085
April	36,464	1,088	37,552
May	29,909	776	30,685
June	27,314	893	28,207
July	30,648	1,419	32,067
August	33,496	814	34,310
September	30,081	1,294	31,375
<hr/>			
Total Civil Collections	354,354	34,231	388,585
<hr/>			
Total Collections	\$354,354	\$34,231	\$388,585
<hr/> <hr/>			

County of El Paso, Texas
Probate Court No. 2
Judge Eduardo Gamboa
October 1, 2021 through September 30, 2022

Fines and Costs

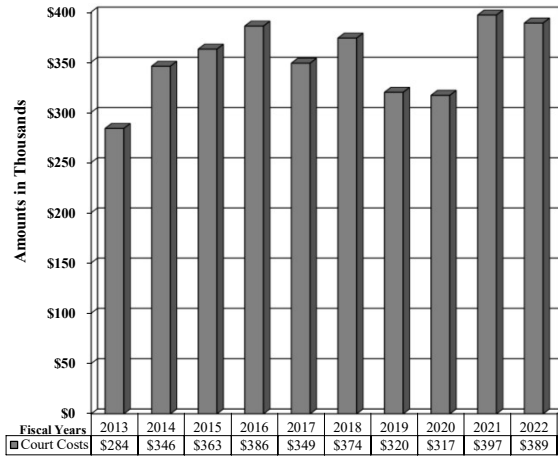
Criminal Collections:

<u>By Financial Recovery Division:</u>	County	State	
	Court	Court	
	Costs	Costs	Totals
	Fines		
October			
November			
December			
January			
February			
March			
April			
May			
June			
July			
August			
September			
<hr/>			
Total Criminal Collections			
<hr/>			

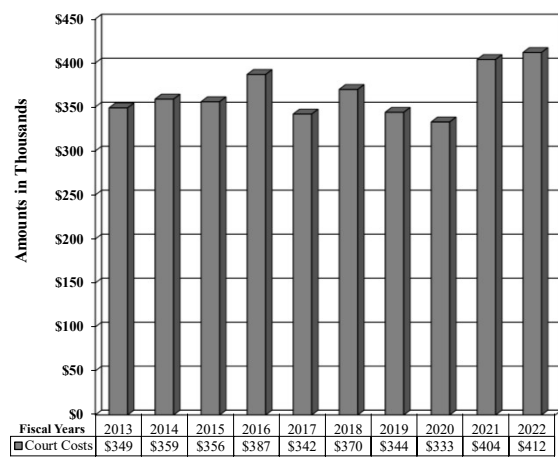
Civil Collections:

<u>By County Clerk:</u>			
October	\$24,610	\$7,540	\$32,150
November	26,898	8,326	35,224
December	24,461	7,178	31,639
January	31,529	2,254	33,783
February	31,073	1,556	32,629
March	36,607	791	37,398
April	39,029	801	39,830
May	30,074	589	30,663
June	32,440	452	32,892
July	31,463	1,646	33,109
August	36,977	944	37,921
September	34,081	1,045	35,126
<hr/>			
Total Civil Collections	379,242	33,122	412,364
<hr/>			
Total Collections	\$379,242	\$33,122	\$412,364
<hr/> <hr/>			

**Probate Court No. 1
Fines and Costs**



**Probate Court No. 2
Fines and Costs**



County of El Paso, Texas
County Mental Health Court No. 1
Heard at Probate Courts
October 1, 2021 through September 30, 2022

Fines and Costs

Criminal Collections:

<u>By Financial Recovery Division:</u>	County	State	
	Court	Court	
	Costs	Costs	Totals
	Fines		
October			
November			
December			
January			
February			
March			
April			
May			
June			
July			
August			
September			
<hr/>			
Total Criminal Collections			
<hr/>			

Civil Collections:

By County Clerk

October	\$13,073	\$3,803	\$16,876
November	4,939	1,437	6,376
December	5,229	1,521	6,750
January	5,229	1,521	6,750
February			
March	5,493	2,267	7,760
April	8,723	3,447	12,170
May	6,194	2,536	8,730
June	9,609	3,971	13,580
July	6,552	2,663	9,215
August			
September	6,870	2,830	9,700
<hr/>			
Total Civil Collections	71,911	25,996	97,907
<hr/>			
Total Collections	\$71,911	\$25,996	\$97,907
<hr/>			

County of El Paso, Texas
County Mental Health Court No. 2
Heard at Probate Courts
October 1, 2021 through September 30, 2022

Fines and Costs

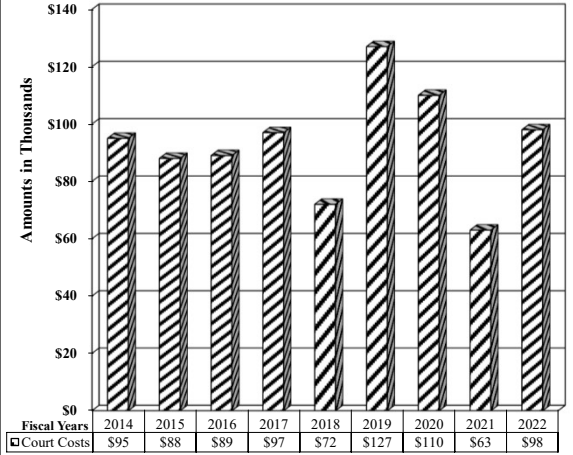
Criminal Collections:

<u>By Financial Recovery Division:</u>	County Court	State Court	Totals
	Fines	Costs	Costs
October			
November			
December			
January			
February			
March			
April			
May			
June			
July			
August			
September			
<hr/>			
Total Criminal Collections			

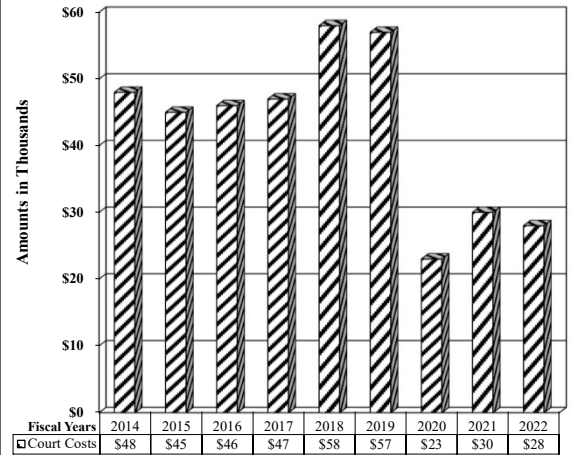
Civil Collections:

<u>By County Clerk</u>			
October			
November			
December			
January	\$1,720	\$705	\$2,425
February	5,498	2,262	7,760
March	696	274	970
April	1,044	411	1,455
May			
June			
July	2,063	847	2,910
August	6,184	2,546	8,730
September	2,411	984	3,395
<hr/>			
Total Civil Collections	19,616	8,029	27,645
<hr/>			
Total Collections	\$19,616	\$8,029	\$27,645

**County Mental Health Court No. 1
Fines and Costs**



**County Mental Health Court No. 2
Fines and Costs**



County of El Paso, Texas
County Attorney
Jo Anne Bernal
October 1, 2021 through September 30, 2022

Fees

Collections:

By County Attorney:

Miscellaneous Commissions	\$13,709	
Non-sufficient Funds Checks and County Attorney Fees	<u>38,297</u>	\$52,006

For Other County Offices:

County Clerk - Bond Forfeiture Commissions	<u>28,200</u>	<u>28,200</u>
Total Collections		<u><u>\$80,206</u></u>

Disbursements:

To County Treasury:

Bad Check Operating Account		\$2,835
County Attorney Commissions Fund		41,909
Non-sufficient Funds Check Trust Fund		<u>35,462</u>

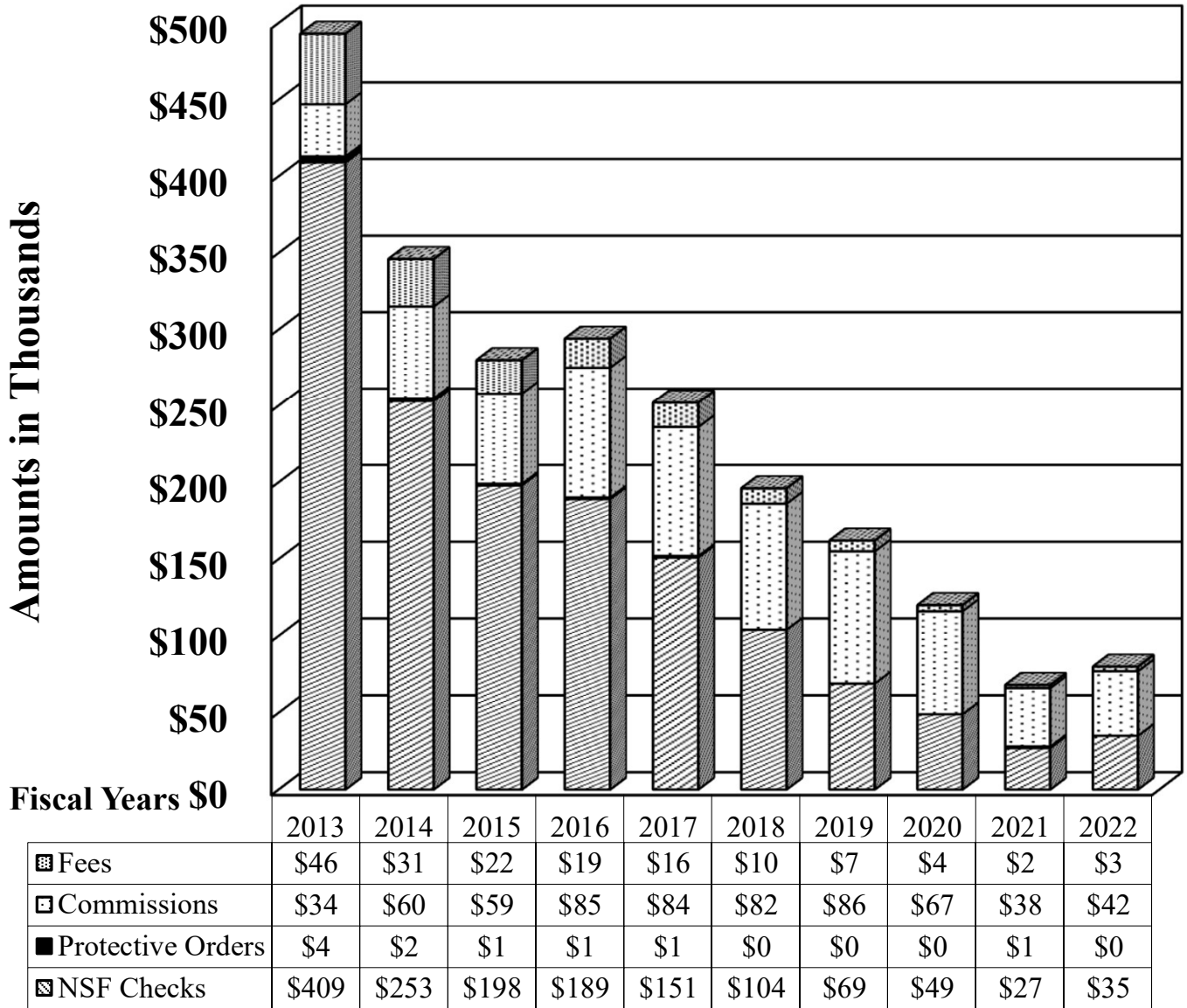
Total Disbursements		<u><u>\$80,206</u></u>
---------------------	--	------------------------

County of El Paso, Texas
County Attorney
Jo Anne Bernal
October 1, 2021 through September 30, 2022

Collections

	NSF Checks	County Attorney Fees	Protective Order Application Fees	Other Commissions	Bond Forfeiture Commissions	Totals
October	\$2,923	\$255		\$1,097	\$4,500	\$8,775
November	1,065	125		336	1,700	3,226
December	10,742	550		455	1,800	13,547
January	1,999	210		2,457	2,300	6,966
February	2,900	135		2,080	1,600	6,715
March	2,787	302		666	1,800	5,555
April	4,044	450		645	2,900	8,039
May	1,240	125		1,596	1,800	4,761
June	2,042	150		523	2,800	5,515
July				1,936	2,500	4,436
August	5,580	503		1,024	1,800	8,907
September	140	30		894	2,700	3,764
Totals	\$35,462	\$2,835		\$13,709	\$28,200	\$80,206

County Attorney Fee Collections



County of El Paso, Texas
County Clerk
Delia Briones
October 1, 2021 through September 30, 2022

Fees

Collections:

Filings and Recordings:

Certified Copies	\$79,426	
Courthouse Security	138,163	
Deeds	2,699,439	
Financial Statements and Assumed Names	13,428	
Records Management & Preservation	1,369,490	\$4,299,946

Vital Statistics:

Birth Certificates	1,158,598	
Certified Copies of Marriage Licenses	70,122	
Death Certificates	59,903	
Marriage Licenses	239,063	1,527,686

Other Clerk's Fees:

Administrative Fee	206	
Archive Fee	1,371,450	
County Clerk's Fee	3,045,953	
Vitals Preservation Fees	82,785	
Miscellaneous Fees	51	4,500,445

Total County Clerk's Fees Collected \$10,328,077

Licenses and Permits:

Beer and Wine Licenses	695	
Sewage Inspection Permits	117,020	117,715

Court Costs:

Bond Forfeitures	28,200	
Civil	350,824	
County Sheriff	176,968	
Courthouse Security	129,994	
Citation of Publication	15,990	
Alternative Dispute Resolution	124,728	
Court Interpreter Fees	27,843	
Court Reporter Fees	219,846	
Interest Income	2,522	
Judges' Educational Fund	34,405	
Jury Fund	1,171	
Legal Service Fee	1,777	
Library Fund	291,045	
Probate	26,378	
Records Management & Preservation	306,030	
State E-filing System	387,939	
CC Court of Appeals Fee- Eighth District of Texas Court	10,372	
Texas Judicial Fund	74,431	
Judicial and Court Personnel Training Fee	22,727	
State Judicial Support Fee	6,712	
Support Court Guardianship Fee	50,080	2,289,982

Miscellaneous State Fees:

Birth Certificate Comptroller Fees-State	103,438	
Birth Certificate Fees-State	2,229	
Marriage License Fees-State	239,063	
Sewage Inspection Fees-State	3,170	347,900

Total Collections \$13,083,674

(continued)

County of El Paso, Texas
County Clerk
Delia Briones
October 1, 2021 through September 30, 2022

Disbursements

Disbursements:

To County Treasury:

Archive Fees	\$1,371,450	
County Attorney Commissions	28,200	
County Clerk Records Management & Preservation Fund	1,369,490	
Courthouse Security	268,157	
General Fund	8,390,022	
Library Fund	291,045	
Records Management & Preservation Fund	306,030	
Vitals Preservation Fees	<u>82,785</u>	\$12,107,179

To Others:

Alternative Dispute Resolution	124,728	
State of Texas	<u>851,767</u>	<u>976,495</u>

Total Disbursements \$13,083,674

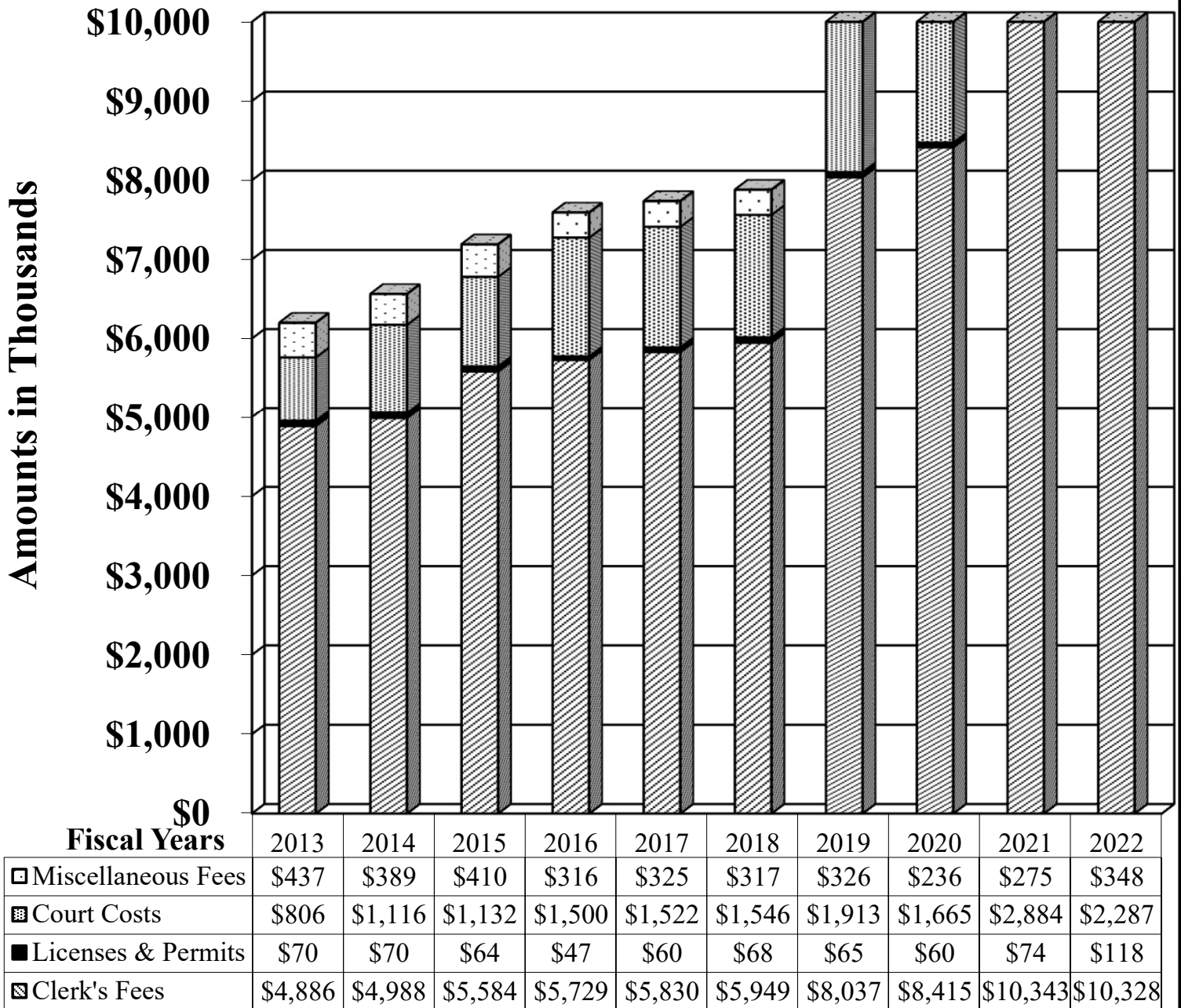
County of El Paso, Texas
County Clerk
Delia Briones
October 1, 2021 through September 30, 2022

Fees (1)

	County Clerk Fees	Court Costs	Beer and Wine Licenses	Sewage Inspection Permits	State Miscellaneous Fees	Totals
October	\$882,454	\$153,797	\$35	\$11,830	\$27,814	\$1,075,930
November	834,760	131,713	40	5,520	25,128	997,161
December	847,126	121,531	95	5,910	25,141	999,803
January	833,688	158,364	45	5,370	26,075	1,023,542
February	822,451	180,401	50	34,810	30,123	1,067,835
March	972,235	196,661	40	5,930	34,556	1,209,422
April	918,998	222,213	100	10,090	30,323	1,181,724
May	866,435	185,249	70	3,960	29,308	1,085,022
June	875,532	226,269	65	11,620	29,532	1,143,018
July	790,009	185,310	50	9,085	29,239	1,013,693
August	880,097	259,477	50	4,935	31,155	1,175,714
September	804,292	266,475	55	7,960	29,506	1,108,288
	<u>\$10,328,077</u>	<u>\$2,287,460</u>	<u>\$695</u>	<u>\$117,020</u>	<u>\$347,900</u>	<u>\$13,081,152</u>

(1) This table excludes interest income.

County Clerk Fee Collections



**County of El Paso, Texas
County Clerk
Miscellaneous Fees
October 1, 2021 through September 30, 2022**

Criminal Collections:

By Financial Recovery Division and
EPC CSCD:

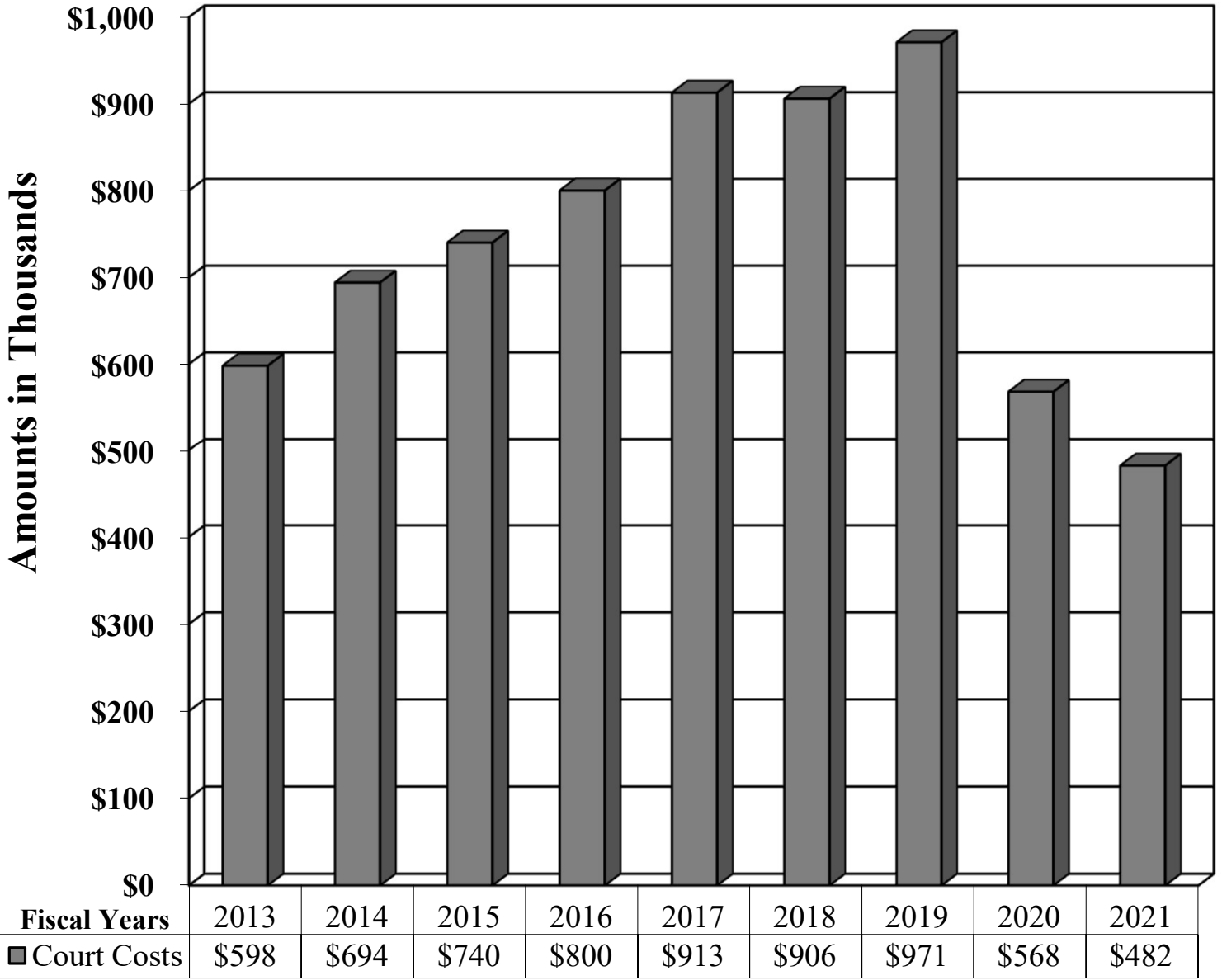
	County Court Costs	State Court Costs	Totals
October			
November			
December			
January			
February			
March			
April			
May			
June			
July			
August			
September			
<hr/>			
Total Criminal Collections			
<hr/>			

Civil Collections:

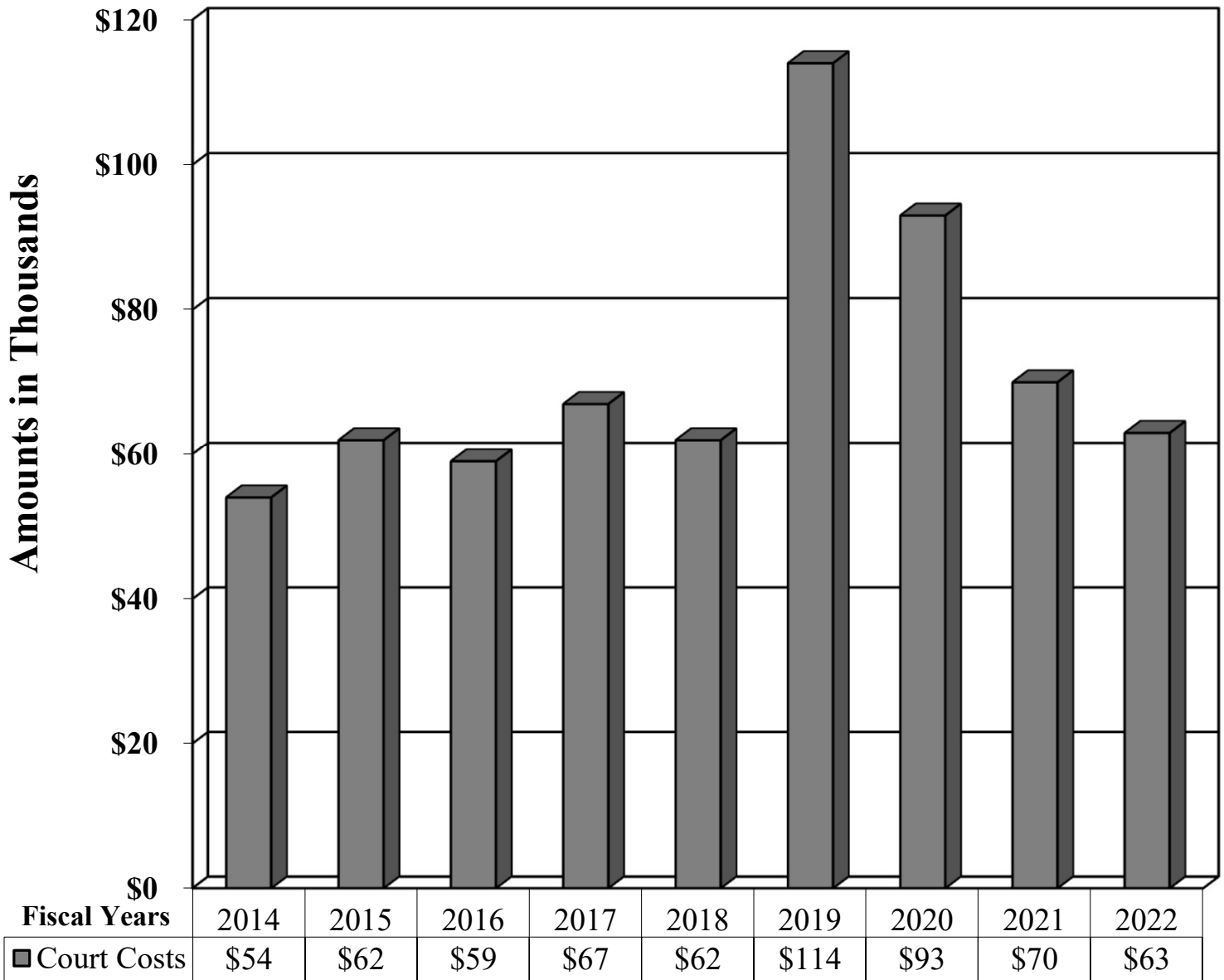
By County Clerk:

October	\$4,210	\$331	\$4,541
November	4,393	259	4,652
December	3,870	239	4,109
January	5,220	5	5,225
February	5,047	15	5,062
March	4,608	10	4,618
April	6,951		6,951
May	5,625	10	5,635
June	4,267		4,267
July	6,320	5	6,325
August	6,342		6,342
September	5,250		5,250
<hr/>			
Total Civil Collections	62,103	874	62,977
<hr/>			
Total Collections	\$62,103	\$874	\$62,977
<hr/>			

District Clerk Miscellaneous Fees



County Clerk Miscellaneous Fees



**County of El Paso, Texas
County Administration
Financial Recovery Division
October 1, 2021 through September 30, 2022**

Fees

Collections:

County Court Costs and Fees:

County Clerk CCC-DWI-PD	\$6,714	
County Clerk's Fees	76,547	
Court Appointed Attorney Fees	2,378	
Courthouse Security	12,228	
Judicial Support County (SJPC)	125	
Juvenile Case Management Fee	20	
Fines	777,470	
Jury Fees	1,976	
Local Crime Stoppers	795	
Other Fees	5,393	
Prosecuting Attorney Fees	15,330	
Records Management Fees	33,574	
Sheriff Fees	3,375	
Time Payment Fees	2,198	
	\$938,123	

State Court Costs:

Compensation for Victims of Crime	9,514	
Consolidated Court Costs Fees	201,277	
Department of Public Safety	195	
DNATesting Fee	753	
Emergency Medical System	66,367	
Fugitive Apprehension	2	
Judicial and Court Personnel Training	1	
State Traffic Fee	17,857	
Texas Judicial Fund	934	
Time Payment Fees	2,042	
Judiciary Support State (SJFS)	1,110	
Drug Court Fund (DWI-DCF)	31,198	
Indigent Defense Fund (IDF)	406	
State E-filing System	907	
	332,563	

Total Collections \$1,270,686 (1)

Disbursements:

General Fund	\$892,321	
Courthouse Security	12,228	
Records Management and Preservation	33,574	
State of Texas	332,563	
	\$1,270,686	

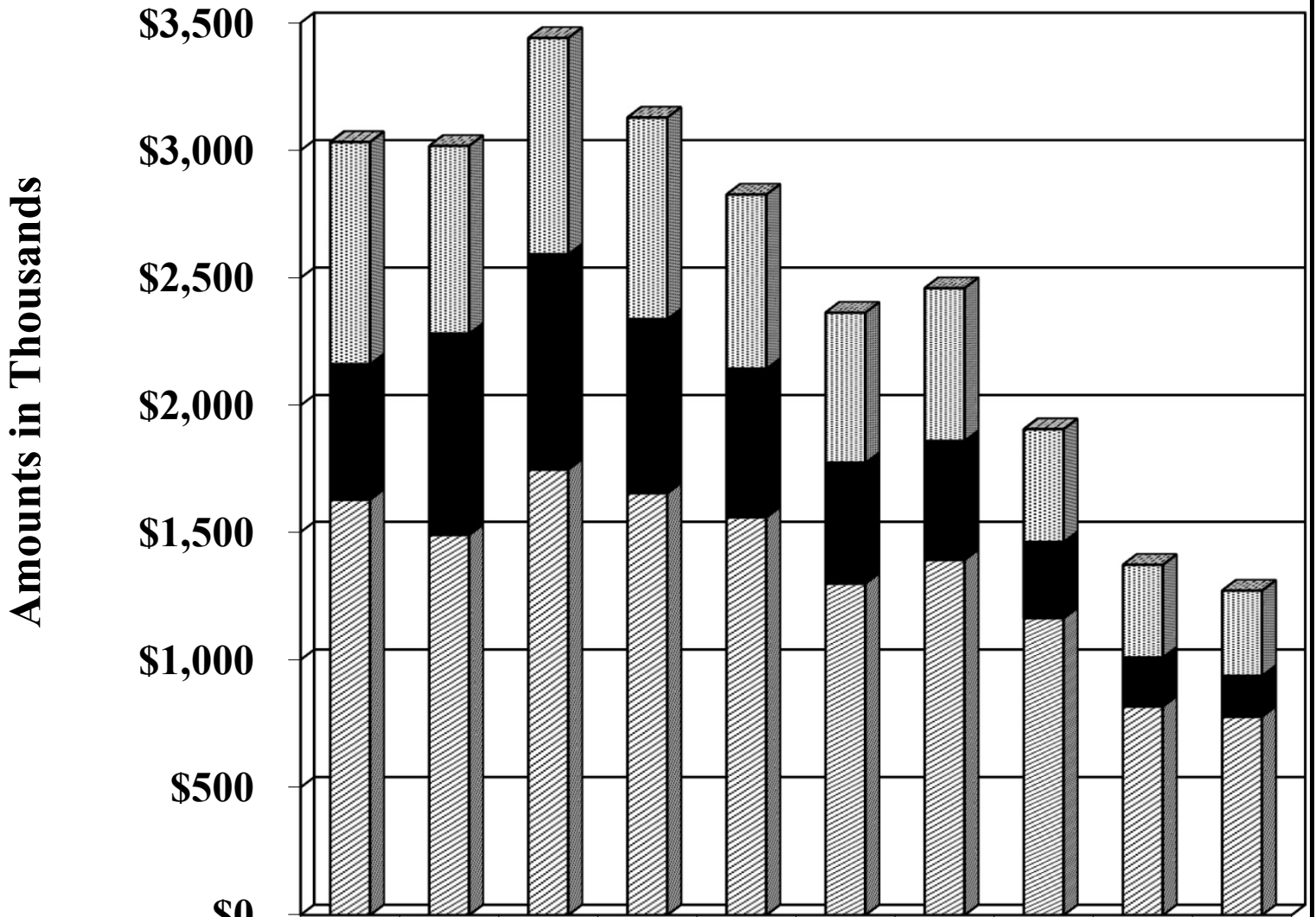
(1) In addition to total collections, an amount of \$430,602 was collected for the Justices of the Peace.

**County of El Paso, Texas
County Administration
Financial Recovery Division
October 1, 2021 through September 30, 2022**

Fees

	County Clerk Fees	Courthouse Security	Records Management Fees	Other County Court Costs and Fees	Fines	State Court Costs	Totals
October	\$7,351	\$1,172	\$3,248	\$3,226	\$74,840	\$30,332	\$120,169
November	6,454	1,060	2,941	3,289	64,294	26,508	104,546
December	5,765	945	2,490	2,287	58,102	23,829	93,418
January	6,524	1,023	2,829	2,951	65,573	26,289	105,189
February	6,643	1,057	2,925	2,856	80,209	28,903	122,593
March	8,576	1,293	3,558	4,947	85,552	37,587	141,513
April	5,795	925	2,592	3,753	63,018	24,438	100,521
May	5,945	943	2,602	3,238	60,052	25,544	98,324
June	5,044	782	2,142	3,235	51,580	21,451	84,234
July	5,095	797	2,168	2,294	55,126	22,332	87,812
August	6,364	1,067	2,874	2,905	57,173	34,296	104,679
September	6,991	1,164	3,205	3,323	61,951	31,054	107,688
Totals	\$76,547	\$12,228	\$33,574	\$38,304	\$777,470	\$332,563	\$1,270,686

County Administration Financial Recovery Division Criminal Fee Collections



Fiscal Years	2013	2014	2015	2016	2017	2018	2019	2020	2021	2022
State Court Costs	\$871	\$736	\$848	\$790	\$683	\$589	\$599	\$445	\$362	\$333
County Court Costs	\$535	\$793	\$848	\$687	\$586	\$476	\$470	\$299	\$193	\$161
Fines	\$1,627	\$1,489	\$1,745	\$1,652	\$1,558	\$1,299	\$1,391	\$1,163	\$817	\$777

County of El Paso, Texas
County Sheriff
Richard Wiles
October 1, 2021 through September 30, 2022

Funds and Fees

Collections:

Interest Income:

N.O.W. Account		\$6,967
----------------	--	---------

By Sheriff:

Prisoner Maintenance:

Federal Prisoners	\$20,577,841	
City of El Paso Prisoners	374,088	
U.S. Extradition Service, LLC	1,741	
Weekender Prisoner	404	
	404	20,954,074

Miscellaneous:

Bail Bond Posting Fee	114,540	
Executions and Orders of Sale	146,821	
Foreign Civil Costs	33,247	
Identification Records	31,927	
Alarm Permit	7,200	
Sexually Oriented Business	9,075	
Special Events	1,740	
Bail Bond Background Application Fees	4,102	
	4,102	348,652

Total Collections by Sheriff		21,309,693
------------------------------	--	------------

By Other County Offices:

County Clerk	176,968	
Financial Recovery Division	3,375	
District Clerk	279,159	
Justices of the Peace	40,639	
	40,639	500,141

Total Funds and Fees Collected		\$21,809,834
--------------------------------	--	--------------

Disbursements:

To County Treasury:

<u>Prisoner Maintenance:</u>		
U. S. Marshall	\$20,577,841	
City of El Paso	374,088	
U.S. Extradition Service, LLC	1,741	
Weekender Prisoner	404	
	404	\$20,954,074

N. O. W. Account Interest Earned		6,967
----------------------------------	--	-------

Miscellaneous Fees		348,652
--------------------	--	---------

Total Direct Disbursements to County Treasury		21,309,693
---	--	------------

Disbursements to County by Other Offices:

County Clerk	176,968	
Financial Recovery Division	3,375	
District Clerk	279,159	
Justices of the Peace	40,639	
	40,639	500,141

Total Disbursements		\$21,809,834
---------------------	--	--------------

County of El Paso, Texas
County Sheriff
Richard Wiles
October 1, 2021 through September 30, 2022

Funds and Fees (1)

Collections:

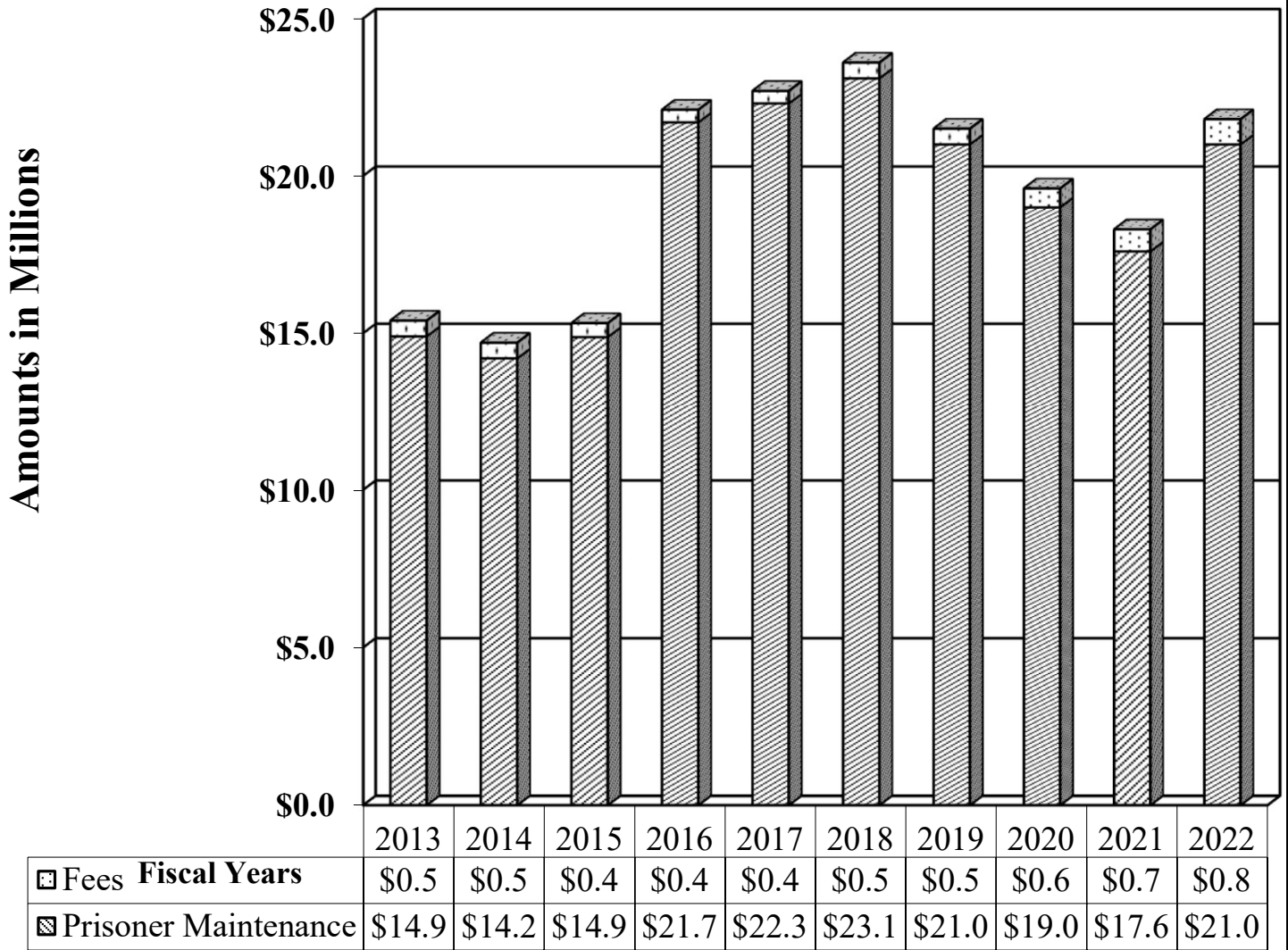
	Prisoner Maintenance	Miscellaneous	By Other County Officers	Totals
October	\$1,559,506	\$29,654	\$37,728	\$1,626,888
November	1,561,324	28,948	39,092	1,629,364
December	1,609,379	31,881	40,146	1,681,406
January	1,650,810	32,176	19,786	1,702,772
February	1,466,342	25,886	30,256	1,522,484
March	1,305,588	26,165	38,122	1,369,875
April	1,487,005	33,707	35,213	1,555,925
May	2,056,628	29,552	28,143	2,114,323
June	2,130,257	30,285	57,652	2,218,194
July	2,309,612	24,883	26,868	2,361,363
August	2,189,033	30,577	72,700	2,292,310
September	1,628,590	24,938	74,435	1,727,963
Totals	\$20,954,074	\$348,652	\$500,141	\$21,802,867

(1) This table excludes the interest income.

Collections by Justices of the Peace:

	Misdemeanor Totals
Robert T. Pearson, Precinct No. 1 (Northwest)	\$108
Brian J. Haggerty, Precinct No. 2 (Northeast)	5,353
Josh Herrera, Precinct No. 3 (Central)	3,608
Rebeca Bustamante, Precinct No. 4 (East)	6,615
John Chatman, Precinct No. 5 (Lower Valley)	6,564
Ruben Lujan, Precinct No. 6, Place 1 (Clint)	6,058
Enedina Nina Serna, Precinct No. 6, Place 2 (Far East)	8,299
Stephanie Frieze, Precinct No. 7 (Vinton)	4,034
Total Collections by Justice of the Peace	\$40,639

County Sheriff Funds and Fees Collected



County of El Paso, Texas
County Tax Assessor-Collector
Ruben P. Gonzalez
October 1, 2021 through September 30, 2022

Funds and Fees

Collections:

Interest Income:

N. O. W. Account	\$34,249
------------------	----------

Fees:

County	23,674,743
--------	------------

Funds:

County	\$231,620,684	
State	185,459,535	
Total Funds		417,080,219
Total Collections		\$440,789,211

Disbursements:

Remitted to County Treasury:

N. O. W. Account Interest	\$34,249
Fees of Office	23,674,743
Funds of Office	231,620,684

Other Remittances:

State	185,459,535
Total Disbursements	\$440,789,211

County of El Paso, Texas
County Tax Assessor-Collector
Ruben P. Gonzalez
October 1, 2021 through September 30, 2022

	<u>Funds</u>	
	<u>County</u>	<u>State</u>
<u>Ad Valorem Taxes:</u>		
Current Taxes	\$224,590,781	
Delinquent Taxes	566,308	
Penalties and Interest	<u>1,188,175</u>	
Total Ad Valorem Taxes	226,345,264	
<u>Other Funds:</u>		
Vehicle Registrations	360,000	\$42,422,965
Beer and Wine Licenses	57,790	
Hotel Occupancy Taxes	4,857,630	
State Titles		1,436,320
Vehicle Sales Taxes (Comptroller)		140,971,425
Farms Fees		2,030
Rebuilt Fees		<u>626,795</u>
Total Other Funds	<u>5,275,420</u>	<u>185,459,535</u>
Total Funds	<u><u>\$231,620,684</u></u>	<u><u>\$185,459,535</u></u>

County of El Paso, Texas
County Tax Assessor-Collector
Ruben P. Gonzalez
October 1, 2021 through September 30, 2022

Fees

Vehicle Registrations

Registration Fees	\$1,664,086	
Road and Bridge	6,868,470	
Title Fees	897,705	
Mobility Fund Fees	6,868,480	
Total Highway Licenses and Titles	<u>6,868,480</u>	\$16,298,741

Other Fees:

County Liquor Licenses	172,470	
County Occupation Permits	25,358	
Vehicle Sales Taxes (CRB Fund)	6,930,841	
Non-sufficient Funds Checks	2,640	
Miscellaneous	68,494	
Title Runner Licenses	15,775	
Scofflaw fees	32,944	
68 A-Inspections performed	127,480	
Total Other Fees	<u>7,376,002</u>	<u>7,376,002</u>

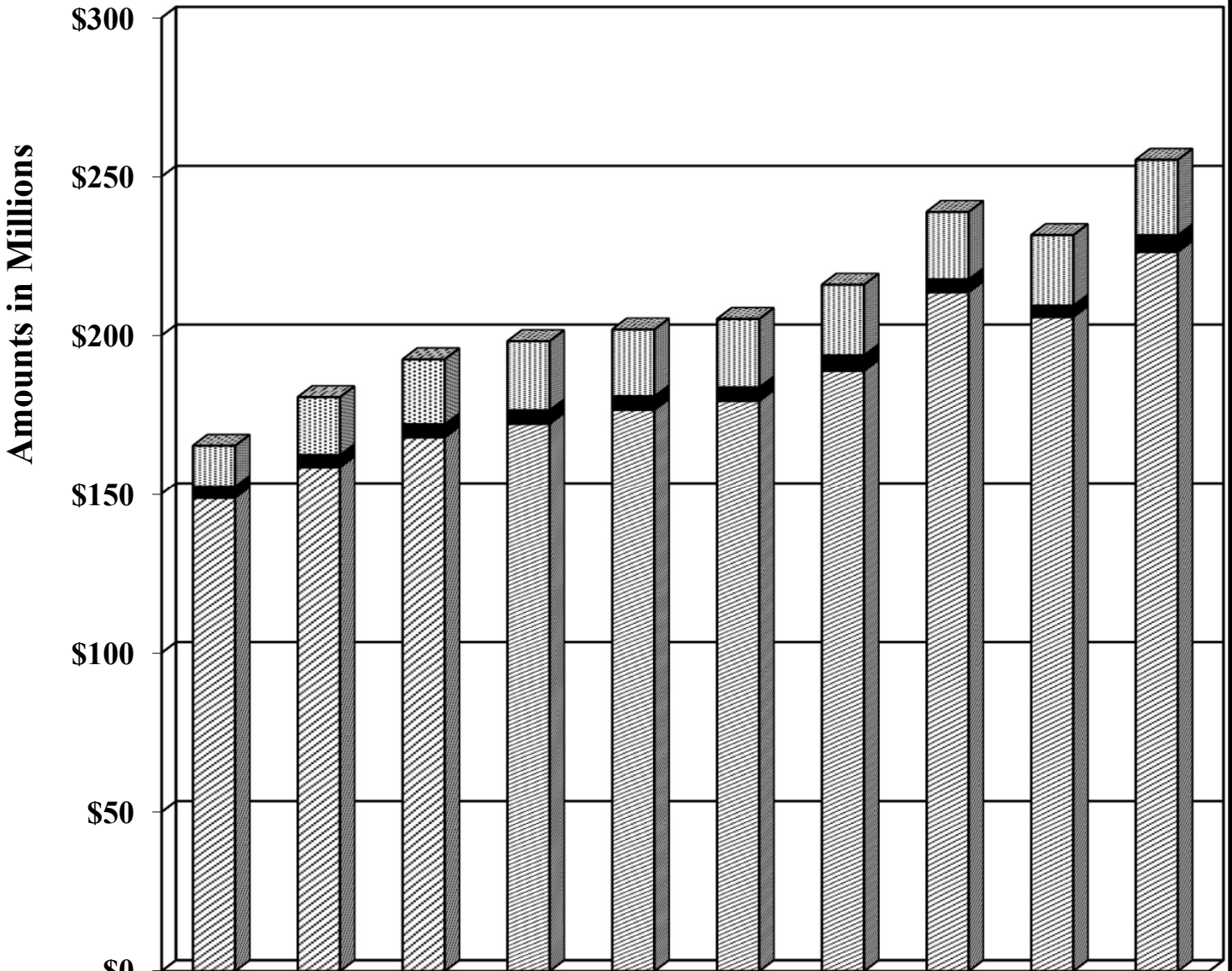
Total Fees of Office \$23,674,743

County of El Paso, Texas
County Tax Assessor-Collector
Ruben P. Gonzalez
October 1, 2021 through September 30, 2022

Disbursements

	N. O. W. Account Interest	Fees	Funds	County Totals	State Totals
October	\$2,038	\$1,254,998	\$2,787,495	\$4,044,531	\$14,916,302
November	2,321	1,161,099	13,191,381	14,354,801	13,281,583
December	4,794	1,278,627	107,806,767	109,090,188	14,336,767
January	3,985	1,287,374	62,893,743	64,185,102	14,407,122
February	3,888	1,253,382	32,628,906	33,886,176	13,868,568
March	3,835	8,648,655	4,369,655	13,022,145	11,862,242
April	2,353	1,472,695	1,892,818	3,367,866	16,910,613
May	2,376	1,457,360	1,640,984	3,100,720	16,679,107
June	2,201	1,541,985	1,118,133	2,662,319	18,421,689
July	2,073	1,400,897	1,581,561	2,984,531	15,299,983
August	2,270	1,535,067	1,120,001	2,657,338	18,447,216
September	2,115	1,382,604	589,240	1,973,959	17,028,343
Totals	<u>\$34,249</u>	<u>\$23,674,743</u>	<u>\$231,620,684</u>	<u>\$255,329,676</u>	<u>\$185,459,535</u>

County Tax Assessor-Collector County Funds



Fiscal Years	2013	2014	2015	2016	2017	2018	2019	2020	2021	2022
Fees	\$12.9	\$18.2	\$20.4	\$21.7	\$21.0	\$21.5	\$22.2	\$21.2	\$22.2	\$23.7
Funds	\$3.7	\$3.9	\$4.2	\$4.3	\$4.3	\$4.3	\$4.9	\$4.1	\$3.6	\$5.3
Taxes	\$148.7	\$158.5	\$167.9	\$172.2	\$176.6	\$179.4	\$188.9	\$213.6	\$205.8	\$226.3

County of El Paso, Texas
District Clerk
Norma Favela Barcelean
October 1, 2021 through September 30, 2022

Fees

Collections:

Fines and Court Costs:

Alternative Dispute Resolution Fund	\$67,548	
Bond Forfeitures	104,278	
Court Reporter Fees	117,328	
Courthouse Security	77,506	
District Clerk Fees	1,593,368	
District Clerk Record Management	68,371	
Court Records Preservation Fund	34,900	
Domestic Relations	145,908	
Family Protection Fees	14,582	
Jury Fees	106,205	
Jury Fines	5,253	
Legal Service Fees	29,885	
Library Fees	157,403	
Non-Disclosure Fees	364	
Sheriff Fees	279,159	
Support of the State Judiciary Fund	76,981	
Eight District Court Of Appeals	50,732	
State eFiling System Fund	63,881	
Texas Judicial Fund	185,491	\$3,179,143

Miscellaneous:

Fees collected for other Counties	24,960	
Refundable Fees	4,048	
Passport Acceptance Fees	65,555	94,563

Total Collections	<u><u>\$3,273,706</u></u>
-------------------	---------------------------

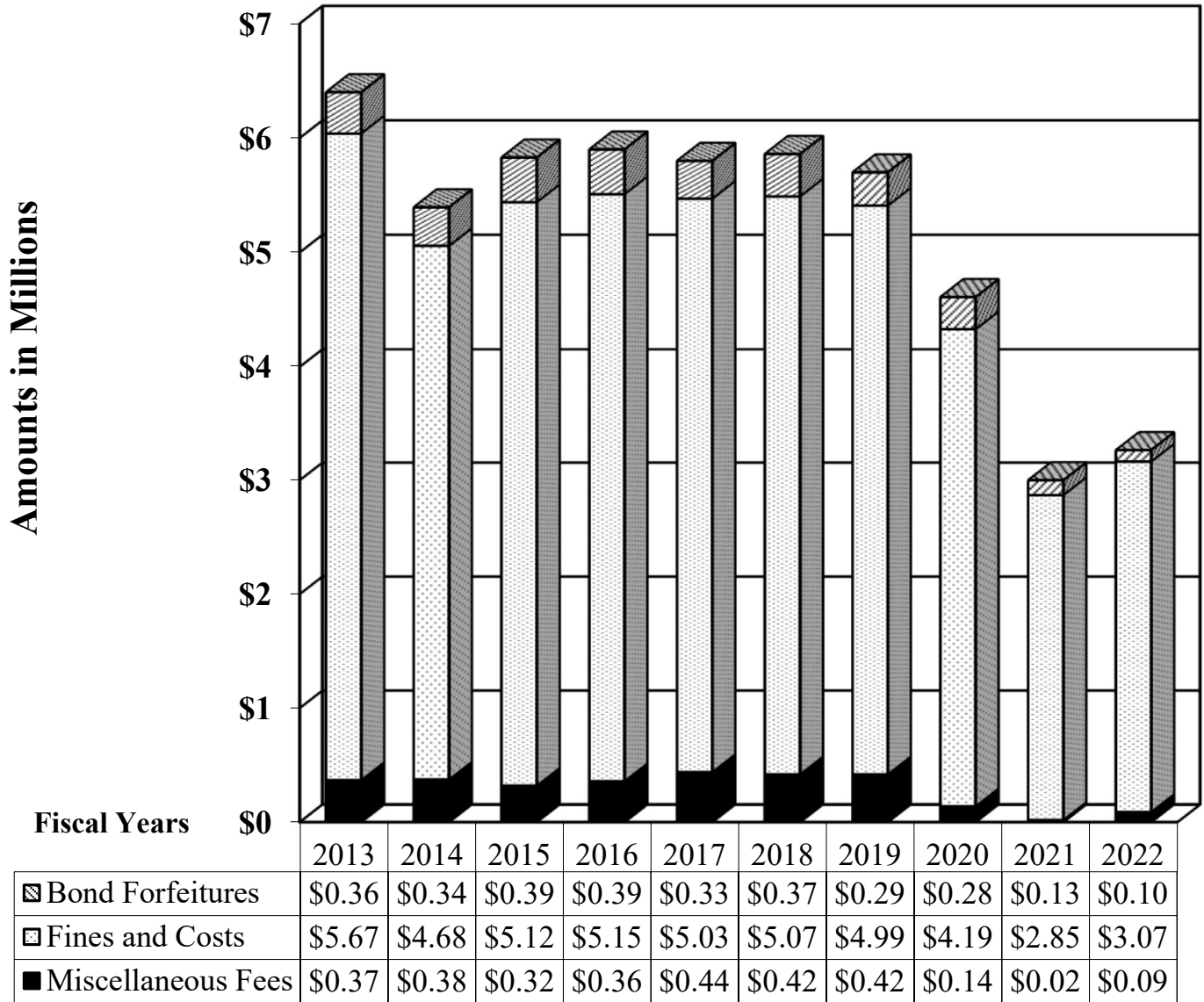
Disbursements:

General Fund	\$2,174,289
State	405,840
Law Library Fund	157,403
District Clerk Fees Record Management Fund	68,371
Family Protection Fee Fund	14,582
Courthouse Security Fund	77,506
Sheriff	279,159
Others	29,008
Alternative Dispute Resolution Fund	67,548
Total Disbursements	<u><u>\$3,273,706</u></u>

District Clerk
Norma Favela Barceleau
October 1, 2021 through September 30, 2022

Month	Fines and Court Costs	Bond Forfeitures	Miscellaneous Fees	Other Fees	Total
October	\$308,072	\$1	\$5,110	\$357	\$313,540
November	284,479	530	4,760	1,264	291,033
December	275,403	306	4,375	1,461	281,545
January	214,651	35,170	4,620	4,165	258,606
February	201,648	12,928	4,725	1,856	221,157
March	242,057	315	6,055	3,004	251,431
April	266,476	129	5,845	5,407	277,857
May	228,532	10,767	6,650	3,179	249,128
June	253,606	2,023	5,530	2,083	263,242
July	195,747	19,953	5,145	1,820	222,665
August	316,557	16,312	7,280	2,396	342,545
September	287,637	5,844	5,460	2,016	300,957
Total	\$3,074,865	104,278	\$65,555	\$29,008	\$3,273,706

District Clerk Collections



County of El Paso, Texas
District Clerk
Miscellaneous Fees
October 1, 2021 through September 30, 2022

Criminal Collections:

By Financial Recovery Division and
EPC CSCD:

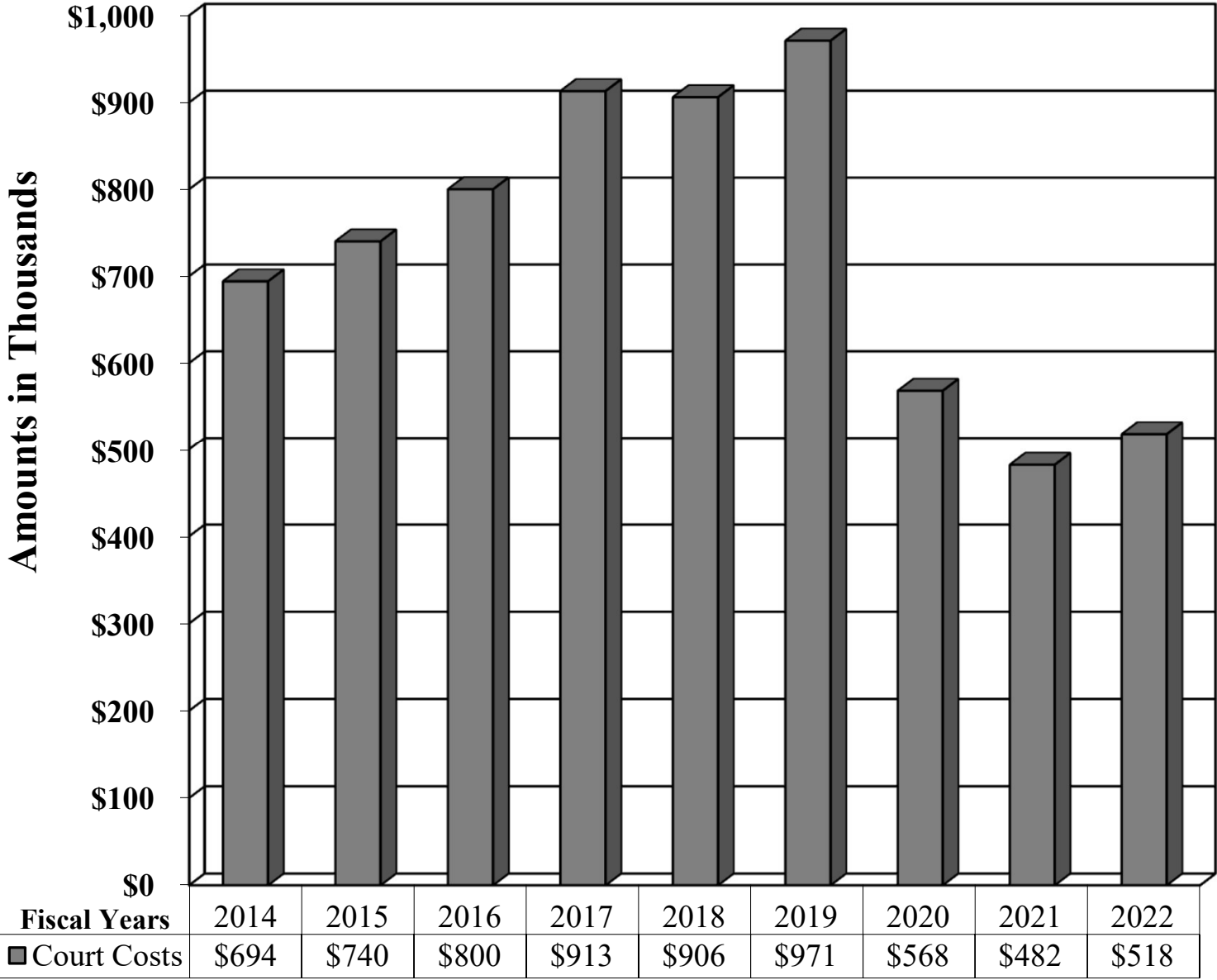
	County Court Costs	State Court Costs	Totals
October			
November			
December			
January			
February			
March			
April			
May			
June			
July			
August			
September			
Total Criminal Collections			

Civil Collections:

By District Clerk:

October	\$30,332	\$8,613	\$38,945
November	29,123	9,660	38,783
December	23,560	3,660	27,220
January	34,731	716	35,447
February	42,466	527	42,993
March	57,071	485	57,556
April	51,317	420	51,737
May	44,689	265	44,954
June	41,409	250	41,659
July	41,551	245	41,796
August	47,445	330	47,775
September	48,746	385	49,131
Total Civil Collections	492,440	25,556	517,996
Total Collections	\$492,440	\$25,556	\$517,996

District Clerk Miscellaneous Fees



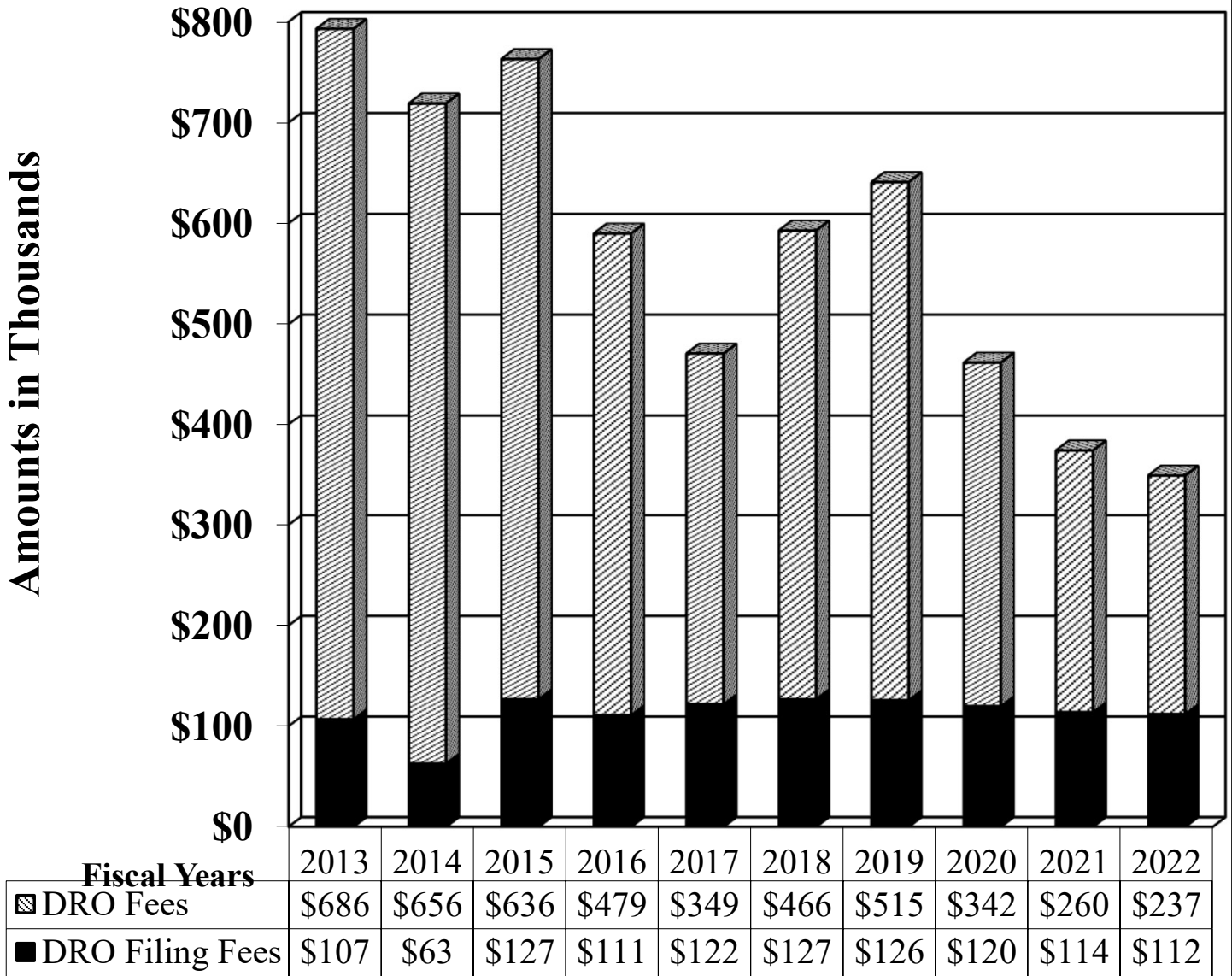
County of El Paso, Texas
Domestic Relations Office
Brian Stanley, Executive Director
October 1, 2021 through September 30, 2022

Child Support Division

Collections:

	DRO	DRO Filing Fees	DRO Service	State	Totals
	Fees	Collected by District Clerk	Collected by District Clerk	Disbursements	
October	\$17,090	\$4,936	\$4,248		\$26,274
November	18,347	4,059	4,059	\$25,826	52,291
December	20,023	3,399	3,744	43,080	70,246
January	20,515	3,471	3,190	33,905	61,081
February	17,947	4,092	4,210	33,941	60,190
March	27,767	4,510	5,263	51,203	88,743
April	15,036	8,335	5,904	33,219	62,494
May	24,145	6,505	4,032	67,671	102,353
June	19,935	5,483	4,248	6,370	36,036
July	24,884	5,402	3,528	33,379	67,193
August	16,873	5,399	3,773	33,241	59,286
September	13,941	5,673	4,896	72,498	97,008
Totals	\$236,503	\$61,264	\$51,095	\$434,333	\$783,195

Domestic Relations Office Collections



County of El Paso, Texas
EPC CSCD
Magdalena Morales-Aina, Director
October 1, 2021 through September 30, 2022

Funds and Fees

Collections:

County Court Costs:

El Paso Crime Stoppers	\$5,855	
Fines	2,400	
346 EP Veterans Court Program	7,040	
Total County Court Costs	\$15,295	\$15,295

State Court Costs:

Compensation to Victims of Crime Fund	13,386	
DNA Testing Fees	6,707	
Sex Offender Fees	4,714	
Total State Court Costs	24,807	24,807

City Court Cost

EPPD Lab Fees	13,018	13,018
---------------	--------	--------

Adult Probation Funds:

Administrative Fees	16,310	
Drug Court PGM 243 rd Drug Cases	4,576	
PR Bond Occupational Lic Interlock Fees	138	
SAFPF Program Fees	9,232	
UA Lab Testing Fees	218	
Pre-trial Intervention Program Fees	414,931	
PR Probation Fees	1,649,749	
Total Adult Probation Funds	2,095,154	2,095,154

Restitution Funds:

Restitution	805,904	805,904
Total Collections		\$2,954,178

Disbursements:

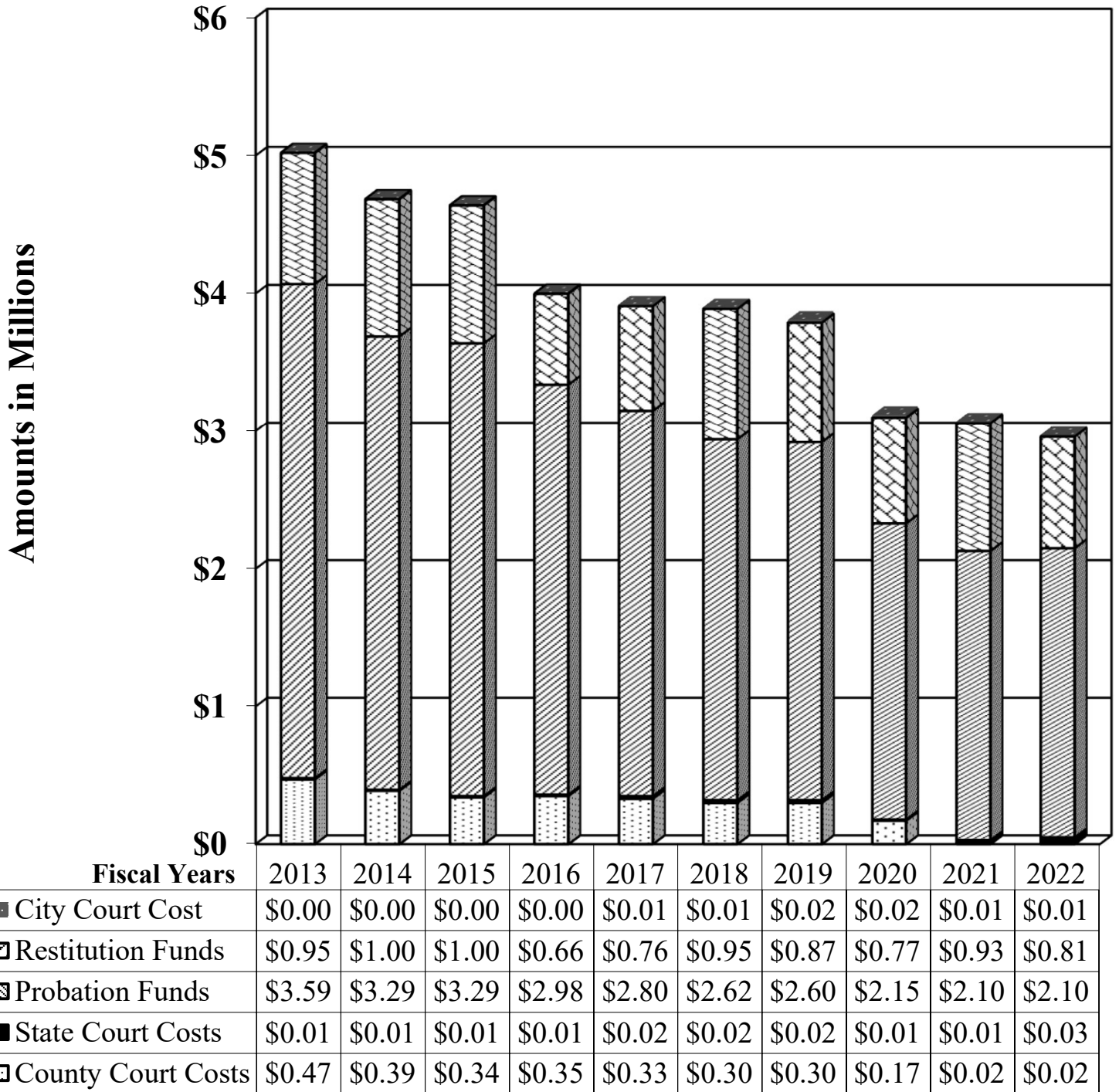
Adult Probation Funds	\$2,095,154	
County	15,295	
Restitution Recipients	805,904	
State	24,807	
City	13,018	
Total Disbursements	\$2,954,178	\$2,954,178

County of El Paso, Texas
EPC CSCD
Magdalena Morales-Aina, Director
October 1, 2021 through September 30, 2022

Funds and Fees

	County Court Costs	State Court Costs	Adult Probation Funds	Restitution	City	Totals
October	\$916	\$1,039	\$192,067	\$39,964	\$850	\$234,836
November	1,052	998	153,907	48,704	1,570	206,231
December	989	14,368	139,789	68,938	778	224,862
January	1,646	645	162,186	75,234	995	240,706
February	669	544	183,693	62,478	605	247,989
March	1,330	653	235,876	79,245	3,017	320,121
April	1,085	702	192,006	67,224	880	261,897
May	2,376	1,859	187,317	85,363	828	277,743
June	936	1,553	138,574	60,921	465	202,449
July	1,208	442	177,457	99,629	1,200	279,936
August	1,776	1,230	163,419	60,955	805	228,185
September	1,312	774	168,863	57,249	1,025	229,223
TOTALS	\$15,295	\$24,807	\$2,095,154	\$805,904	\$13,018	\$2,954,178

EPC CSCD



**County of El Paso, Texas
Constables - All Precincts
October 1, 2021 through September 30, 2022**

Fines and Fees

Collections:

By Justice of the Peace

Criminal Fines and Fees (1)

	JP1	JP2	JP3	JP4	JP5	JP6-1	JP6-2	JP7	Total
Oscar Ugarte, Precinct No. 1	\$2,859		\$1,198	\$5,166	\$1,469	\$5,451	\$4,592	\$5,719	\$26,454
Danny T. Zamora, Precinct No. 2									
Hector J. Bernal, Precinct No. 3	375		1,958	6,655	331	750	1,650	1,977	13,696
Luis Aguilar, Precinct No. 4	817		4,029	199,646	8,149	9,710	3,188	5,161	230,700
Manny Lopez, Precinct No. 5	365			1,583	8,412	900	20,296	784	32,340
Javier Garcia, Precinct No. 6	409			6,093	2,468	35,695	16,753	818	62,236
Angie Sommers, Precinct No. 7	409	\$1,280	1,193	1,304	488	3,312	360	57,712	66,058
Total Misdemeanors	5,234	1,280	8,378	220,447	21,317	55,818	46,839	72,171	431,484

By Justice of the Peace for Constables

Constable Warrant Fees

Criminal

Oscar Ugarte, Precinct No. 1	2,380			25	10				2,415
Danny T. Zamora, Precinct No. 2		584							584
Hector J. Bernal, Precinct No. 3			3,437	5					3,442
Luis Aguilar, Precinct No. 4	25	20		40,129		7		15	40,196
Manny Lopez, Precinct No. 5					5,110				5,110
Javier Garcia, Precinct No. 6			5	7		47,405	25,065		72,482
Angie Sommers, Precinct No. 7	5	5	9		5			14,027	14,051
Total Misdemeanors	2,410	609	3,451	40,166	5,125	47,412	25,065	14,042	138,280

Civil and Small Claims

	116,355	155,445	114,074	74,160	107,541	55,425	24,190	34,775	681,965
Total	\$123,999	\$157,334	\$125,903	\$334,773	\$133,983	\$158,655	\$96,094	\$120,988	1,251,729

Foreign Civil

Oscar Ugarte, Precinct No. 1	\$845	\$930							1,775
Danny T. Zamora, Precinct No. 2			\$4,114						4,114
Hector J. Bernal, Precinct No. 3				\$3,661					3,661
Luis Aguilar, Precinct No. 4					\$3,387				3,387
Manny Lopez, Precinct No. 5						\$2,530			2,530
Javier Garcia, Precinct No. 6							\$1,555		1,555
Angie Sommers, Precinct No. 7	365							\$966	1,331
Total Foreign Civil	\$1,210	\$930	\$4,114	\$3,661	\$3,387	\$2,530	\$1,555	\$966	18,353

Total Collections

\$1,270,082

Disbursements:

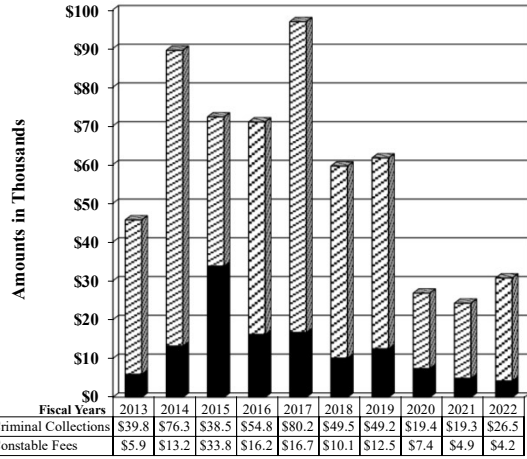
To County Treasury

Total Disbursements

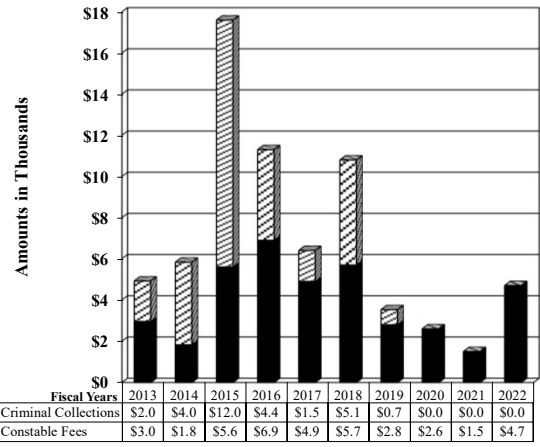
\$1,270,082

(1) Criminal fines and fees exclude warrant fees, which are reflected separately in this table and in the graphs that follow.

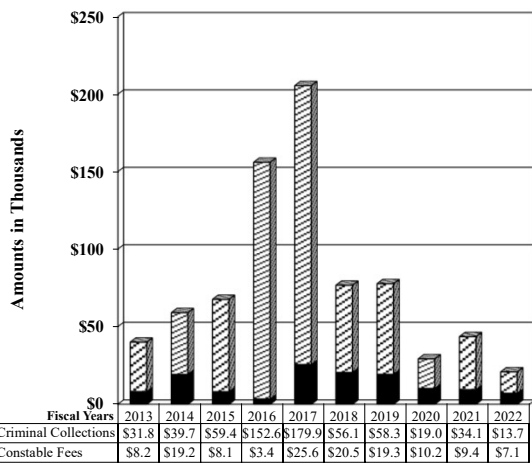
Constable Precinct No. 1 Fines and Fees



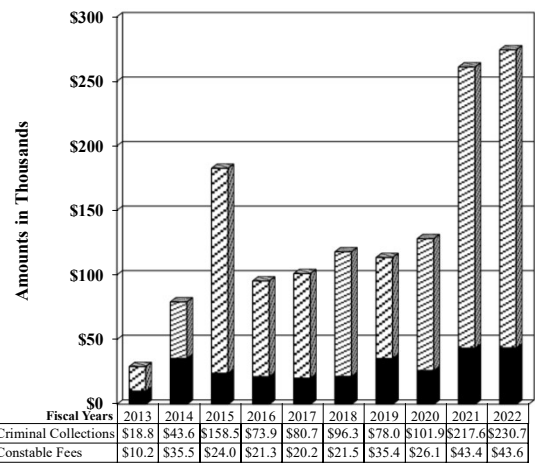
Constable Precinct No. 2 Fines and Fees



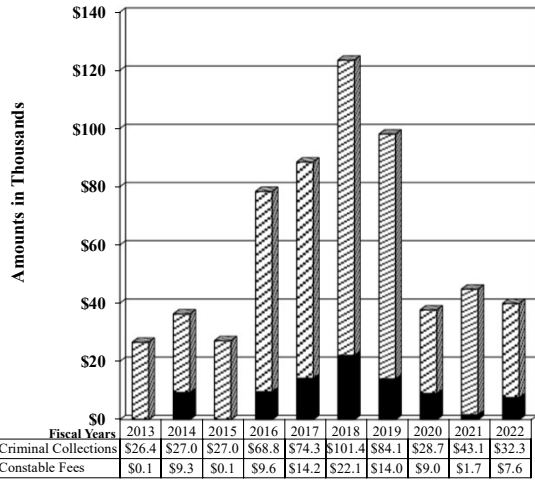
Constable Precinct No. 3 Fines and Fees



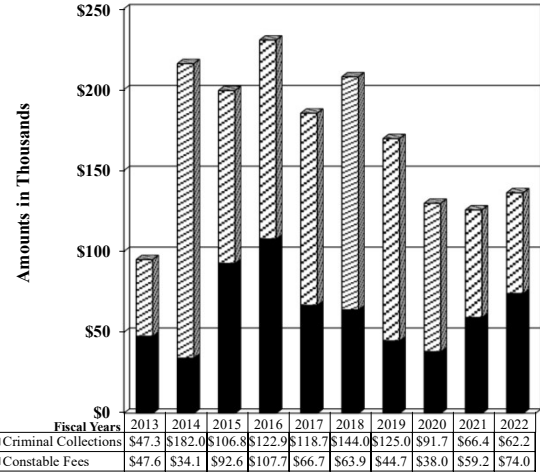
Constable Precinct No. 4 Fines and Fees



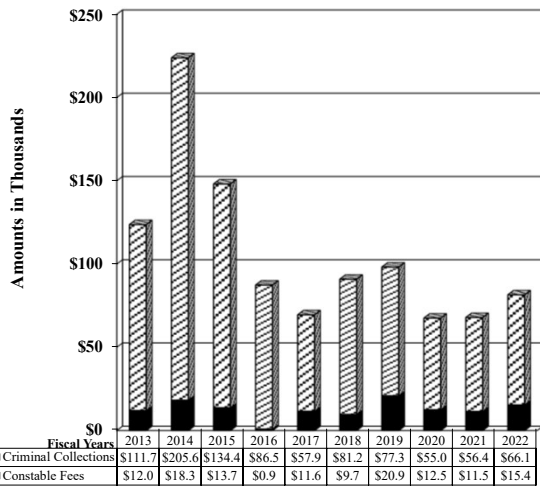
**Constable Precinct No. 5
Fines and Fees**



**Constable Precinct No. 6
Fines and Fees**



**Constable Precinct No. 7
Fines and Fees**



County of El Paso, Texas
Justice of the Peace - All Precincts
October 1, 2021 and September 30, 2022

Fines and Fees

Collections:

Misdemeanor Fees:

Anthony Independent School District (Truancy)	\$8	
Canutillo Independent School District (Truancy)	275	
Child Abuse Prevention Fees	78	
Child Restraint Fee	1	
Child Safety Fund	3,010	
Clint Independent School District (Truancy)	1,148	
Collection Agency Fees	5,074	
Compensation to Victims of Crime Fund	293	
Consolidated Court Costs	147,439	
Correctional Management Institute of Texas	7	
County Traffic Fees	3,822	
County Truancy Prevention and Diversion Fund	3,828	
Courthouse Security	47,414	
Criminal Justice Planning Fund	10	
El Paso Academy East (Truancy)	309	
El Paso Academy West (Truancy)	175	
El Paso Independent School District (Truancy)	790	
Fabens Independent School District (Truancy)	1,062	
Failure to Appear-County	12	
Failure to Appear-Omni	18	
Failure to Appear-State	60	
Fines	1,667,815	
Fugitive Apprehension Fund	80	
General Revenue Fund	5	
Indigent Defense Fees	7,138	
Jury Service Fees	15,430	
Justice and Court Personnel Training Fund	31	
Justice Court Building Security Fund	3,670	
Justice Court Consolidated Court Costs	604,187	
Justice Court Courthouse Security Fee	12,034	
Justice Court Technology Fund	54,173	
Justice Fees (Admin.)	82,243	
Juvenile Case Management Fund	18,055	
Juvenile Crime and Delinquency	7	
Law Enforcement Education Fund	7	
Local Traffic Fine	14,104	
Operators and Chauffeurs License Fund	75	
Returned Check Fees	30	
San Elizario Independent School District (Truancy)	211	
Seatbelt Violations Fines	9,452	
Socorro Independent School District (Truancy)	1,477	
Special Expense Fees	230,882	
State Traffic Fees	273,959	
State Truancy Prevention and Diversion Fund	3,113	
Support of the Judiciary Fund-County	2,161	
Support of the Judiciary Fund-State	19,404	
Texas Law Enforcement Officer Fund (TLEOF)	97	
Time Payment Fees	28,443	
Tornillo Independent School District (Truancy)	120	
Truancy Fines (School Districts)	8,646	
Truancy Prevention and Diversion Fee	49,320	
Ysleta Independent School District (Truancy)	822	
	<u>822</u>	<u>\$3,322,024</u>

(continued)

County of El Paso, Texas
Justice of the Peace - All Precincts
October 1, 2021 and September 30, 2022

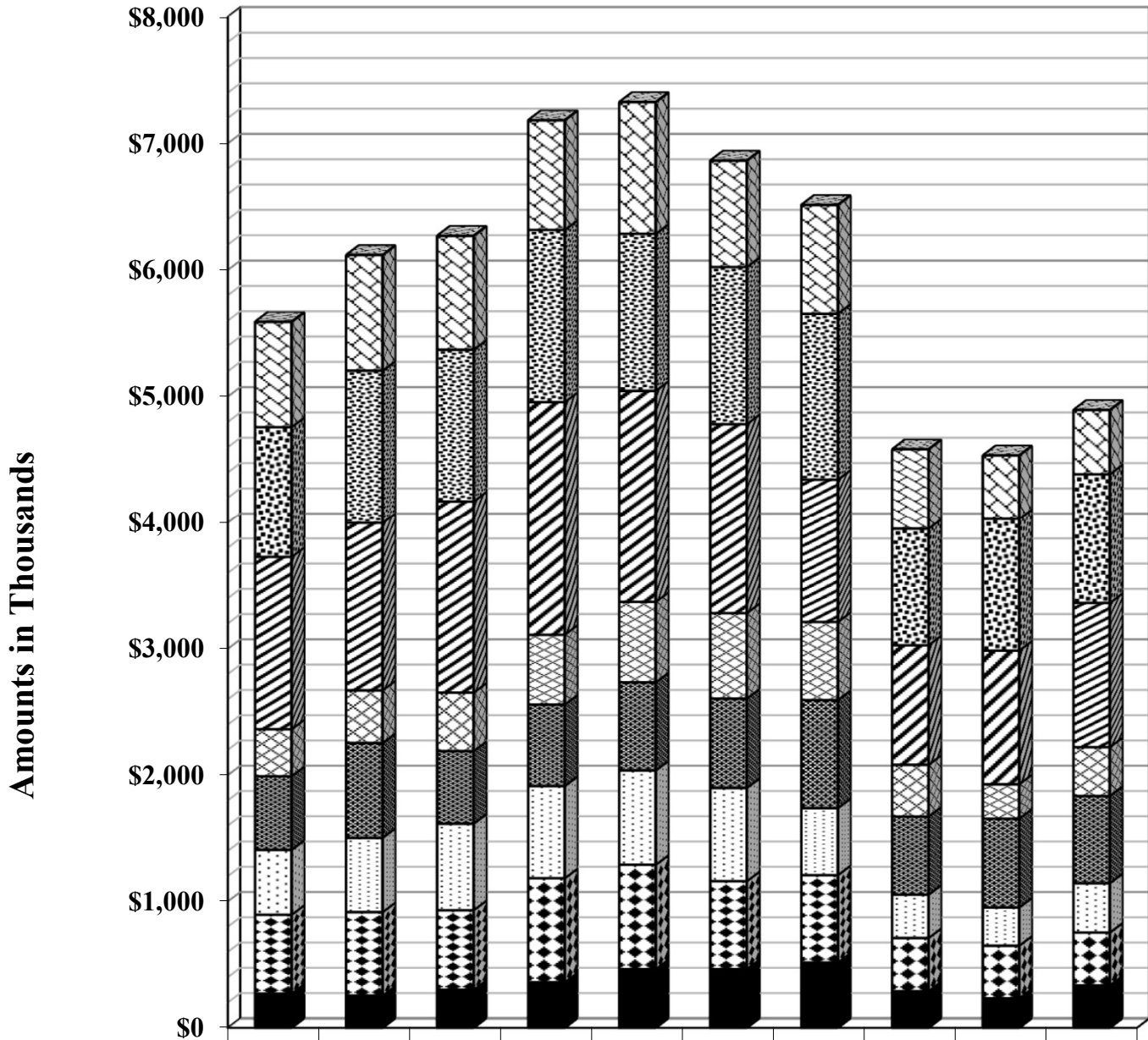
Fines and Fees

<u>Arrest Fees:</u>		
Animal Control	\$26	
Arrest Fees- Other	248	
Canutillo Independent School District	10	
Clint Independent School District	13	
Constable Pct 1	2,415	
Constable Pct 2	584	
Constable Pct 3	3,442	
Constable Pct 4	40,196	
Constable Pct 5	5,110	
Constable Pct 6	72,482	
Constable Pct 7	14,051	
Department of Public Safety	6,367	
El Paso Independent School District	630	
El Paso Sheriff's Office	10,589	
Fabens Independent School District	15	
San Elizario Independent School District	15	
Socorro Independent School District	368	
Texas Alcoholic Beverage Commission	5	
Texas Parks and Wildlife	131	
Texas Parks and Wildlife Fines	48	
Tornillo Independent School District	5	
University of Texas at El Paso	12	
Ysleta Independent School District	69	\$156,831
Total Misdemeanor and Arrest Fees (1)		<u>3,478,855</u>
<u>Civil Cases:</u>		
Constable Fees	\$681,965	
Judicial and Court Personnel Training Fees	16,555	
Jury Fees	2,200	
Justice Fees	447,521	
Legal Service Fees	19,470	
State eFiling System Fund	33,110	
State Fees	214,029	1,414,850
		<u>1,414,850</u>
Total Collections		<u><u>\$4,893,705</u></u>
<u>Disbursements to:</u>		
Arrest Fees- Other	248	
Collection Agency	5,074	
County of El Paso	3,426,213	
El Paso Independent School District	630	
OMNI	18	
Socorro Independent School District	368	
State of Texas	1,396,717	
Tornillo Independent School District	5	
Ysleta Independent School District	69	4,829,342
		<u>4,829,342</u>
<u>Truancy:</u>		
Anthony Independent School District	\$8	
Canutillo Independent School District	275	
Clint Independent School District	1,148	
El Paso Academy East	309	
El Paso Academy West	175	
El Paso Independent School District	790	
Fabens Independent School District	1,062	
San Elizario Independent School District	211	
Socorro Independent School District	1,477	
Truancy Fines (School Districts)	8,646	
Truancy Prevention and Diversion Fee	49,320	
Tornillo Independent School District	120	
Ysleta Independent School District	822	\$64,363
		<u>\$64,363</u>
Total Disbursements		<u><u>\$4,893,705</u></u>

(concluded)

(1): Of the \$3,478,855 in misdemeanor and arrest fees, the Financial Recovery Division collected \$430,602 and Sheriff Department \$5,679.

Justice of the Peace, All Precincts Fines and Fees Collected



Fiscal Years	2013	2014	2015	2016	2017	2018	2019	2020	2021	2022
JP 7	\$832	\$913	\$899	\$866	\$1,040	\$840	\$859	\$632	\$504	\$508
JP 6-2	\$1,031	\$1,206	\$1,200	\$1,360	\$1,240	\$1,241	\$1,311	\$923	\$1,045	\$1,023
JP 6-1	\$1,364	\$1,327	\$1,517	\$1,845	\$1,674	\$1,500	\$1,131	\$947	\$1,058	\$1,141
JP 5	\$372	\$417	\$463	\$553	\$637	\$676	\$618	\$409	\$272	\$386
JP 4	\$583	\$751	\$575	\$645	\$697	\$708	\$856	\$619	\$704	\$691
JP 3	\$514	\$588	\$685	\$730	\$747	\$738	\$530	\$343	\$302	\$391
JP 2	\$624	\$661	\$630	\$824	\$826	\$696	\$692	\$421	\$417	\$418
JP 1	\$271	\$255	\$301	\$360	\$465	\$465	\$517	\$290	\$233	\$336

County of El Paso, Texas
Justice of the Peace - Precinct No. 1
Judge Robert Pearson
October 1, 2021 to September 30, 2022

Collections:

Misdemeanor Fees:

Child Safety Fund	\$67	
Consolidated Court Costs	3,514	
County Traffic Fees	134	
County Truancy Prevention and Diversion Fund	88	
Courthouse Security	1,693	
El Paso Independent School District (Truancy)	100	
Fines	75,947	
Indigent Defense Fees	175	
Jury Service Fees	390	
Justice Court Building Security Fund	91	
Justice Court Consolidated Court Costs	23,199	
Justice Court Courthouse Security Fee	471	
Justice Court Technology Fund	1,908	
Justice Fees (Admin.)	2,756	
Juvenile Case Management Fund	453	
Local Traffic Fine	686	
Special Expense Fees	5,805	
State Traffic Fees	12,852	
State Truancy Prevention and Diversion Fund	88	
Support of the Judiciary Fund-County	53	
Support of the Judiciary Fund-State	473	
Texas Law Enforcement Officer Fund (TLEOF)	4	
Time Payment Fees	182	
Truancy Prevention and Diversion Fee	1,931	\$133,060

Arrest Fees:

Arrest Fees- Other	5	
Constable Pct 1	2,380	
Constable Pct 4	25	
Constable Pct 7	5	
Department of Public Safety	120	
El Paso Independent School District	92	
El Paso Sheriff's Office	108	
Texas Parks and Wildlife	75	
Texas Parks and Wildlife Fines	15	
University of Texas at El Paso	12	<u>2,837</u>

Total Misdemeanor and Arrest Fees (1) 135,897

Civil Cases:

Constable Fees	116,355	
Judicial and Court Personnel Training Fees	1,530	
Jury Fees	286	
Justice Fees	50,297	
Legal Service Fees	1,800	
State eFiling System Fund	3,060	
State Fees	<u>26,297</u>	<u>199,625</u>

Total Collections \$335,522

Disbursements to:

Arrest Fees- Other	\$5	
County of El Paso	259,432	
El Paso Independent School District	92	
State of Texas	<u>73,962</u>	<u>\$333,491</u>

Truancy:

El Paso Independent school District	100	
Truancy Prevention and Diversion Fee	<u>1,931</u>	<u>2,031</u>

Total Disbursements \$335,522

(1) Of the \$135,897 in misdemeanor and arrest fees, the Financial Recovery Division collected \$4,707 and the Sheriff's Department collected \$0.

County of El Paso, Texas
Justice of the Peace - Precinct No. 2
Judge Brian J. Haggerty
October 1, 2021 to September 30, 2022

Fines and Fees

Collections:

Misdemeanor Fees:

Child Safety Fund	\$360	
Collection Agency Fees	1,421	
Compensation to Victims of Crime Fund	11	
Consolidated Court Costs	8,858	
County Traffic Fees	247	
County Truancy Prevention and Diversion Fund	189	
Courthouse Security	1,674	
El Paso Independent School District (Truancy)	368	
Fines	83,636	
Fugitive Apprehension Fund	4	
Indigent Defense Fees	427	
Jury Service Fees	921	
Justice and Court Personnel Training Fund	1	
Justice Court Building Security Fund	222	
Justice Court Consolidated Court Costs	16,709	
Justice Court Courthouse Security Fee	332	
Justice Court Technology Fund	1,980	
Justice Fees (Admin.)	1,917	
Juvenile Case Management Fund	1,096	
Local Traffic Fine	420	
Seatbelt Violations Fines	675	
State Traffic Fees	9,453	
State Truancy Prevention and Diversion Fund	184	
Support of the Judiciary Fund-County	131	
Support of the Judiciary Fund-State	1,174	
Texas Law Enforcement Officer Fund (TLEOF)	7	
Time Payment Fees	248	
Truancy Fines (School Districts)	650	
Truancy Prevention and Diversion Fee	1,363	
Ysleta Independent School District (Truancy)	50	
	<hr/>	\$134,728

Arrest Fees:

Arrest Fees- Other	16	
Constable Pct 2	584	
Constable Pct 4	20	
Constable Pct 7	5	
Department of Public Safety	686	
El Paso Independent School District	205	
El Paso Sheriff's Office	193	
	<hr/>	1,709
Total Misdemeanor and Arrest Fees (1)		136,437

Civil Cases:

Constable Fees	155,445	
Judicial and Court Personnel Training Fees	2,580	
Jury Fees	154	
Justice Fees	76,300	
Legal Service Fees	3,096	
State eFiling System Fund	5,160	
State Fees	38,892	
	<hr/>	281,627
Total Collections		<hr/> \$418,064

Disbursements to:

Arrest Fees- Other	\$16	
Collection Agency	1,421	
County of El Paso	324,637	
El Paso Independent School District	205	
State of Texas	89,354	
	<hr/>	\$415,633

Truancy:

El Paso Independent school District	368	
Truancy Fines (School Districts)	650	
Truancy Prevention and Diversion Fee	1,363	
Ysleta Independent School District	50	
	<hr/>	2,431

Total Disbursements **\$418,064**

(1) Of the \$136,437 in misdemeanor and arrest fees, the Financial Recovery Division collected \$2,979 and the Sheriff's Department collected \$0.

County of El Paso, Texas
Justice of the Peace - Precinct No. 3
Judge Josh Herrera
October 1, 2021 to September 30, 2022

Fines and Fees

Collections:

Misdemeanor Fees:

Child Safety Fund	\$60	
Collection Agency Fees	124	
Compensation to Victims of Crime Fund	10	
Consolidated Court Costs	3,114	
County Traffic Fees	148	
County Truancy Prevention and Diversion Fund	81	
Courthouse Security	2,262	
El Paso Independent School District (Truancy)	150	
Fines	113,549	
Fugitive Apprehension Fund	3	
Indigent Defense Fees	152	
Jury Service Fees	369	
Justice and Court Personnel Training Fund	1	
Justice Court Building Security Fund	83	
Justice Court Consolidated Court Costs	30,913	
Justice Court Courthouse Security Fee	666	
Justice Court Technology Fund	2,514	
Justice Fees (Admin.)	4,083	
Juvenile Case Management Fund	415	
Local Traffic Fine	644	
Seatbelt Violations Fines	175	
Special Expense Fees	922	
State Traffic Fees	12,349	
State Truancy Prevention and Diversion Fund	76	
Support of the Judiciary Fund-County	47	
Support of the Judiciary Fund-State	423	
Texas Law Enforcement Officer Fund (TLEOF)	4	
Time Payment Fees	244	
Truancy Fines (School Districts)	350	
Truancy Prevention and Diversion Fee	2,728	
	<hr/>	\$176,659

Arrest Fees:

Arrest Fees- Other	66	
Constable Pct 3	3,437	
Constable Pct 6	5	
Constable Pct 7	9	
Department of Public Safety	36	
El Paso Independent School District	272	
El Paso Sheriff's Office	8	
Texas Parks and Wildlife	50	
Texas Parks and Wildlife Fines	15	
	<hr/>	3,898

Total Misdemeanor and Arrest Fees (1) 180,557

Civil Cases:

Constable Fees	114,074	
Judicial and Court Personnel Training Fees	1,800	
Jury Fees	374	
Justice Fees	58,398	
Legal Service Fees	2,160	
State eFiling System Fund	3,600	
State Fees	30,303	
	<hr/>	210,709

Total Collections \$391,266

Disbursements to:

Arrest Fees- Other	\$66	
Collection Agency	124	
County of El Paso	301,623	
El Paso Independent School District	272	
State of Texas	85,953	
	<hr/>	\$388,038

Truancy:

El Paso Independent School District	150	
Truancy Fines (School Districts)	350	
Truancy Prevention and Diversion Fee	2,728	
	<hr/>	3,228

Total Disbursements \$391,266

(1) Of the \$180,577 in misdemeanor and arrest fees, the Financial Recovery Division collected \$40,371 and the Sheriff's Department collected \$0.

County of El Paso, Texas
Justice of the Peace - Precinct No. 4
Judge Rebeca Bustamante
October 1, 2021 to September 30, 2022

Fines and Fees

Collections:

Misdemeanor Fees:

Child Abuse Prevention Fees	\$23	
Child Safety Fund	755	
Collection Agency Fees	275	
Compensation to Victims of Crime Fund	150	
Consolidated Court Costs	22,592	
Correctional Management Institute of Texas	3	
County Traffic Fees	847	
County Truancy Prevention and Diversion Fund	457	
Courthouse Security	5,805	
Criminal Justice Planning Fund	10	
El Paso Academy East (Truancy)	309	
Fines	287,629	
Fugitive Apprehension Fund	35	
General Revenue Fund	5	
Indigent Defense Fees	1,088	
Jury Service Fees	2,314	
Justice and Court Personnel Training Fund	14	
Justice Court Building Security Fund	553	
Justice Court Consolidated Court Costs	67,070	
Justice Court Courthouse Security Fee	1,359	
Justice Court Technology Fund	6,706	
Justice Fees (Admin.)	8,792	
Juvenile Case Management Fund	2,739	
Juvenile Crime and Delinquency	3	
Law Enforcement Education Fund	7	
Local Traffic Fine	1,802	
Operators and Chauffeurs License Fund	75	
Scatbelt Violations Fines	1,886	
Socorro Independent School District (Truancy)	150	
Special Expense Fees	250	
State Traffic Fees	38,848	
State Truancy Prevention and Diversion Fund	458	
Support of the Judiciary Fund-County	329	
Support of the Judiciary Fund-State	2,964	
Texas Law Enforcement Officer Fund (TLEOF)	18	
Time Payment Fees	2,270	
Truancy Fines (School Districts)	50	
Truancy Prevention and Diversion Fee	5,569	
Ysleta Independent School District (Truancy)	467	\$464,676

Arrest Fees:

Arrest Fees- Other	60	
Constable Pct 1	25	
Constable Pct 3	5	
Constable Pct 4	40,129	
Constable Pct 6	7	
Department of Public Safety	964	
El Paso Independent School District	30	
El Paso Sheriff's Office	1,085	
Socorro Independent School District	185	
Texas Alcoholic Beverage Commission	5	
Ysleta Independent School District	60	42,555

Total Misdemeanor and Arrest Fees (1) 507,231

Civil Cases:

Constable Fees	74,160	
Judicial and Court Personnel Training Fees	2,765	
Jury Fees	286	
Justice Fees	68,659	
Legal Service Fees	3,318	
State eFiling System Fund	5,530	
State Fees	28,623	183,341

Total Collections \$690,572

Disbursements to:

Arrest Fees- Other	\$60	
Collection Agency	275	
County of El Paso	501,735	
El Paso Independent School District	30	
Socorro Independent School District	185	
State of Texas	181,682	
Ysleta Independent School District	60	\$684,027

Truancy:

El Paso Academy East	309	
Truancy Prevention and Diversion Fee	5,569	
Ysleta Independent School District	467	6,545

Total Disbursements \$690,572

(1) Of the \$507,231 in misdemeanor and arrest fees, the Financial Recovery Division collected \$38,363 and the Sheriff's Department collected \$1,917.

County of El Paso, Texas
Justice of the Peace - Precinct No. 5
Judge Lucilla Najera
October 1, 2021 to September 30, 2022

Fines and Fees

Collections:

Misdemeanor Fees:

Child Abuse Prevention Fees	\$47	
Child Safety Fund	196	
Collection Agency Fees	1,040	
Consolidated Court Costs	9,195	
County Traffic Fees	228	
County Truancy Prevention and Diversion Fund	637	
Courthouse Security	1,960	
Fines	116,095	
Indigent Defense Fees	454	
Jury Service Fees	942	
Justice Court Building Security Fund	229	
Justice Court Consolidated Court Costs	21,428	
Justice Court Courthouse Security Fee	422	
Justice Court Technology Fund	2,297	
Justice Fees (Admin.)	1,664	
Juvenile Case Management Fund	1,134	
Local Traffic Fine	440	
Seatbelt Violations Fines	706	
Socorro Independent School District (Truancy)	150	
State Traffic Fees	9,572	
State Truancy Prevention and Diversion Fund	207	
Support of the Judiciary Fund-County	136	
Support of the Judiciary Fund-State	1,225	
Texas Law Enforcement Officer Fund (TLEOF)	6	
Time Payment Fees	1,166	
Truancy Fines (School Districts)	150	
Truancy Prevention and Diversion Fee	1,728	
Ysleta Independent School District (Truancy)	305	\$173,759

Arrest Fees:

Arrest Fees- Other	30	
Constable Pet 1	10	
Constable Pet 5	5,110	
Constable Pet 7	5	
Department of Public Safety	611	
El Paso Sheriff's Office	404	
Socorro Independent School District	75	
Ysleta Independent School District	9	6,254

Total Misdemeanor and Arrest Fees (1) 180,013

Civil Cases:

Constable Fees	107,541	
Judicial and Court Personnel Training Fees	3,080	
Jury Fees	242	
Justice Fees	59,108	
Legal Service Fees	3,690	
State eFiling System Fund	6,160	
State Fees	26,292	206,113

Total Collections \$386,126

Disbursements to:

Arrest Fees- Other	\$30	
Collection Agency	1,040	
County of El Paso	298,027	
Socorro Independent School District	75	
State of Texas	84,612	
Ysleta Independent School District	9	\$383,793

Truancy:

Socorro Independent School District	150	
Truancy Fines (School Districts)	150	
Truancy Prevention and Diversion Fee	1,728	
Ysleta Independent School District	305	2,333

Total Disbursements \$386,126

(1) Of the \$180,013 in misdemeanor and arrest fees, the Financial Recovery Division collected \$24,645 and the Sheriff's Department collected \$64.

County of El Paso, Texas
Justice of the Peace - Precinct No. 6 Place 1
Judge Ruben Lujan
October 1, 2021 to September 30, 2022

Fines and Fees

Collections:

Misdemeanor Fees:

Child Safety Fund	\$1,309	
Clint Independent School District (Truancy)	1,127	
Collection Agency Fees	1,873	
Compensation to Victims of Crime Fund	9	
Consolidated Court Costs	45,437	
County Traffic Fees	982	
County Truancy Prevention and Diversion Fund	1,040	
Courthouse Security	15,369	
Fabens Independent School District (Truancy)	1,062	
Fines	469,050	
Indigent Defense Fees	2,211	
Jury Service Fees	4,818	
Justice Court Building Security Fund	1,137	
Justice Court Consolidated Court Costs	200,730	
Justice Court Courthouse Security Fee	3,962	
Justice Court Technology Fund	17,539	
Justice Fees (Admin.)	32,404	
Juvenile Case Management Fund	5,609	
Local Traffic Fine	4,430	
San Elizario Independent School District (Truancy)	211	
Seatbelt Violations Fines	3,625	
Socorro Independent School District (Truancy)	1,127	
Special Expense Fees	50,383	
State Traffic Fees	83,320	
State Truancy Prevention and Diversion Fund	998	
Support of the Judiciary Fund-County	674	
Support of the Judiciary Fund-State	6,030	
Texas Law Enforcement Officer Fund (TLEOF)	24	
Time Payment Fees	14,801	
Tornillo Independent School District (Truancy)	120	
Truancy Fines (School Districts)	5,738	
Truancy Prevention and Diversion Fee	16,238	\$993,387

Arrest Fees:

Animal Control	26	
Arrest Fees- Other	17	
Clint Independent School District	13	
Constable Pet 4	7	
Constable Pet 6	47,405	
Department of Public Safety	1,884	
El Paso Independent School District	1	
El Paso Sheriff's Office	4,298	
Fabens Independent School District	15	
San Elizario Independent School District	15	
Socorro Independent School District	88	
Texas Parks and Wildlife	6	
Texas Parks and Wildlife Fines	3	
Tornillo Independent School District	5	53,783

Total Misdemeanor and Arrest Fees (1) 1,047,170

Civil Cases:

Constable Fees	55,425	
Judicial and Court Personnel Training Fees	880	
Jury Fees	176	
Justice Fees	24,000	
Legal Service Fees	1,050	
State eFiling System Fund	1,760	
State Fees	10,899	94,190

Total Collections \$1,141,360

Disbursements to:

Arrest Fees- Other	\$17	
Collection Agency	1,873	
County of El Paso	738,619	
El Paso Independent School District	1	
Socorro Independent School District	88	
State of Texas	375,134	
Tornillo Independent School District	5	\$1,115,737

Truancy:

Clint Independent School District	1,127	
Fabens Independent School District	1,062	
San Elizario Independent School District	211	
Socorro Independent School District	1,127	
Truancy Fines (School Districts)	5,738	
Truancy Prevention and Diversion Fee	16,238	
Tornillo Independent School District	120	25,623

Total Disbursements \$1,141,360

(1) Of the \$1,047,170 in misdemeanor and arrest fees, Financial Recovery Division collected \$208,180 and the Sheriff's Department collected \$2,552.

County of El Paso, Texas
Justice of the Peace - Precinct No. 6 Place 2
Judge Enedina Nina Serna
October 1, 2021 to September 30, 2022

Fines and Fees

Collections:

Misdemeanor Fees:

Child Restraint Fee	\$1	
Child Safety Fund	40	
Clint Independent School District (Truancy)	21	
Collection Agency Fees	473	
Consolidated Court Costs	41,402	
County Traffic Fees	840	
County Truancy Prevention and Diversion Fund	1,009	
Courthouse Security	13,407	
Fines	293,585	
Indigent Defense Fees	2,013	
Jury Service Fees	4,309	
Justice Court Building Security Fund	1,029	
Justice Court Consolidated Court Costs	173,233	
Justice Court Courthouse Security Fee	3,421	
Justice Court Technology Fund	15,316	
Justice Fees (Admin.)	19,782	
Juvenile Case Management Fund	5,038	
Local Traffic Fine	4,199	
Returned Check Fees	30	
Seatbelt Violations Fines	1,305	
Socorro Independent School District (Truancy)	50	
Special Expense Fees	169,216	
State Traffic Fees	78,942	
State Truancy Prevention and Diversion Fund	814	
Support of the Judiciary Fund-County	604	
Support of the Judiciary Fund-State	5,436	
Texas Law Enforcement Officer Fund (TLEOF)	23	
Time Payment Fees	7,274	
Truancy Prevention and Diversion Fee	14,020	
Truancy Fines (School Districts)	250	
	<hr/>	\$857,082

Arrest Fees:

Arrest Fees- Other	36	
Constable Pct 6	25,065	
Department of Public Safety	1,787	
El Paso Sheriff's Office	3,199	
Socorro Independent School District	20	
	<hr/>	30,107

Total Misdemeanor and Arrest Fees (1) 887,189

Civil Cases:

Constable Fees	24,190	
Judicial and Court Personnel Training Fees	2,550	
Jury Fees	396	
Justice Fees	66,811	
Legal Service Fees	2,736	
State eFiling System Fund	5,100	
State Fees	34,146	
	<hr/>	135,929

Total Collections \$1,023,118

Disbursements to:

Arrest Fees- Other	\$36	
Collection Agency	473	
County of El Paso	647,342	
Socorro Independent School District	20	
State of Texas	360,906	
	<hr/>	\$1,008,777

Truancy:

Clint Independent School District	21	
Socorro Independent School District	50	
Truancy Fines (School Districts)	250	
Truancy Prevention and Diversion Fee	14,020	
	<hr/>	14,341

Total Disbursements \$1,023,118

(1) Of the \$887,189 in misdemeanor and arrest fees, the Financial Recovery Division collected \$27,358 and the Sheriff's Department collected \$817.

County of El Paso, Texas
Justice of the Peace - Precinct No. 7
Judge Humberto Enriquez
October 1, 2021 to September 30, 2022

Fines and Fees

Collections:

Misdemeanor Fees:

Anthony Independent School District (Truancy)	\$8	
Canutillo Independent School District (Truancy)	275	
Child Abuse Prevention Fees	8	
Child Safety Fund	223	
Collection Agency Fees	(132)	
Compensation to Victims of Crime Fund	113	
Consolidated Court Costs	13,327	
Correctional Management Institute of Texas	4	
County Traffic Fees	396	
County Truancy Prevention and Diversion Fund	327	
Courthouse Security	5,244	
El Paso Academy West (Truancy)	175	
El Paso Independent School District (Truancy)	172	
Failure to Appear-County	12	
Failure to Appear-OMNI	18	
Failure to Appear-State	60	
Fines	228,324	
Fugitive Apprehension Fund	38	
Indigent Defense Fees	618	
Jury Service Fees	1,367	
Justice and Court Personnel Training Fund	15	
Justice Court Building Security Fund	326	
Justice Court Consolidated Court Costs	70,905	
Justice Court Courthouse Security Fee	1,401	
Justice Court Technology Fund	5,913	
Justice Fees (Admin.)	10,845	
Juvenile Case Management Fund	1,571	
Juvenile Crime and Delinquency	4	
Local Traffic Fine	1,483	
Seatbelt Violations Fines	1,080	
Special Expense Fees	4,306	
State Traffic Fees	28,623	
State Truancy Prevention and Diversion Fund	288	
Support of the Judiciary Fund-County	187	
Support of the Judiciary Fund-State	1,679	
Texas Law Enforcement Officer Fund (TLEOF)	11	
Time Payment Fees	2,258	
Truancy Fines (School Districts)	1,458	
Truancy Prevention and Diversion Fee	5,743	\$388,673

Arrest Fees:

Arrest Fees- Other	18	
Canutillo Independent School District	10	
Constable Pet 4	15	
Constable Pet 7	14,027	
Department of Public Safety	279	
El Paso Independent School District	30	
El Paso Sheriff's Office	1,294	
Texas Parks and Wildlife Fines	15	15,688

Total Misdemeanor and Arrest Fees (1) 404,361

Civil Cases:

Constable Fees	34,775	
Judicial and Court Personnel Training Fees	1,370	
Jury Fees	286	
Justice Fees	43,948	
Legal Service Fees	1,620	
State eFiling System Fund	2,740	
State Fees	18,577	103,316

Total Collections \$507,677

Disbursements to:

Arrest Fees- Other	\$18	
Collection Agency	(132)	
County of El Paso	354,798	
El Paso Independent School District	30	
OMNI	18	
State of Texas	145,114	\$499,846

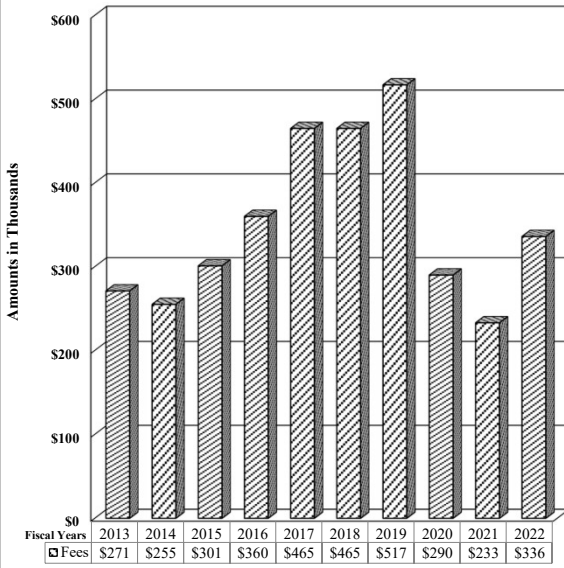
Truancy:

Anthony Independent School District	8	
Canutillo Independent School District	275	
El Paso Academy West	175	
El Paso Independent School District	172	
Truancy Fines (School Districts)	1,458	
Truancy Prevention and Diversion Fee	5,743	7,831

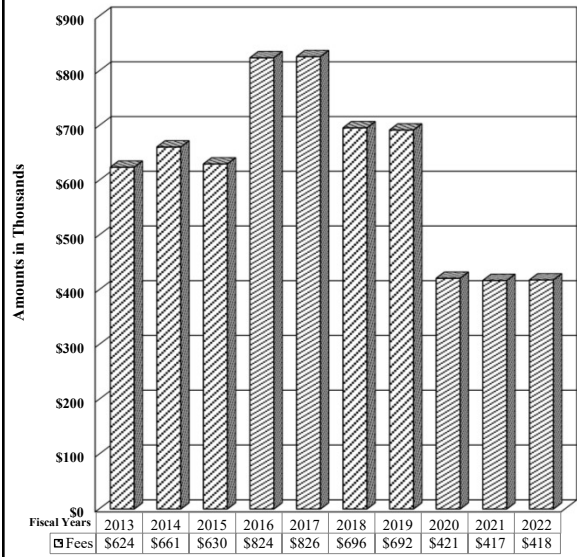
Total Disbursements \$507,677

(1) Of the \$404,361 in misdemeanor and arrest fees, the Financial Recovery Division collected \$83,999 and the Sheriff's Department collected \$329.

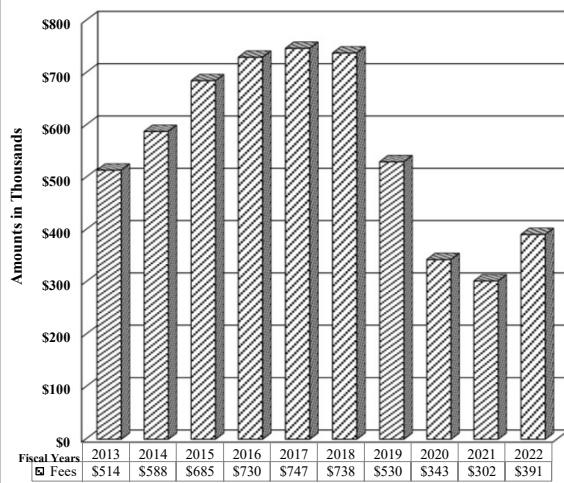
**Justice of the Peace, Precinct No. 1
Fines and Fees**



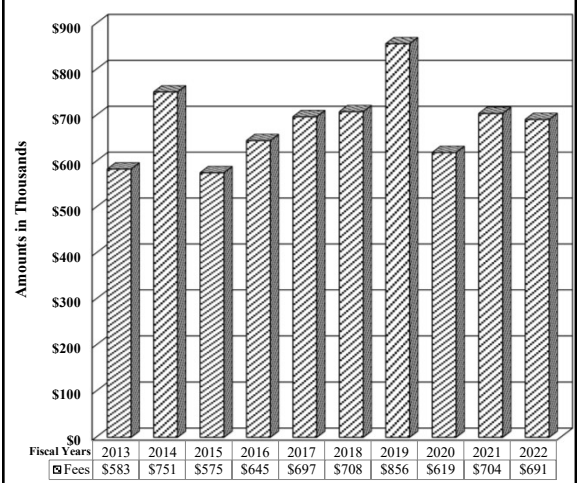
**Justice of the Peace, Precinct No. 2
Fines and Fees**



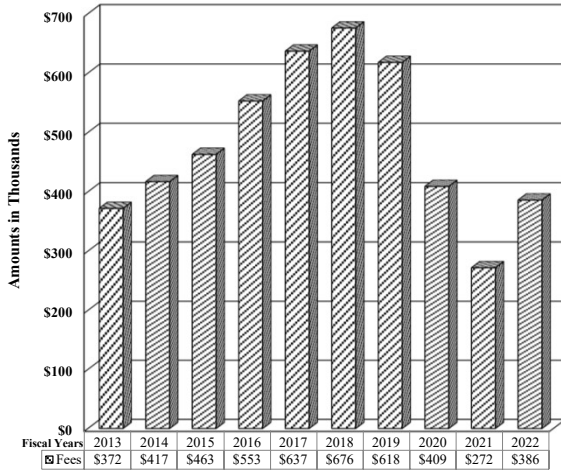
**Justice of the Peace, Precinct No. 3
Fines and Fees**



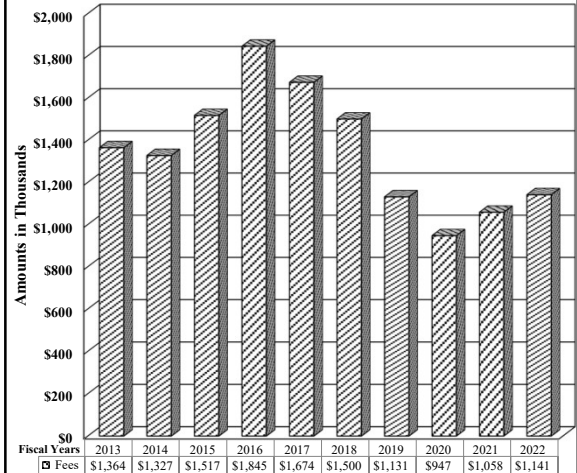
**Justice of the Peace, Precinct No. 4
Fines and Fees**



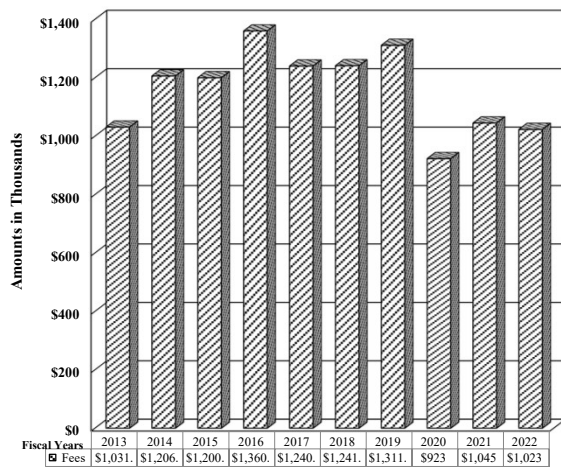
**Justice of the Peace, Precinct No. 5
Fines and Fees**



**Justice of the Peace, Precinct No. 6-1
Fines and Fees**



**Justice of the Peace, Precinct No. 6-2
Fines and Fees**



**Justice of the Peace, Precinct No. 7
Fines and Fees**

