

El Paso County Auditor's Office Manual Voucher Form

Vendor No.: EMP01028 01
 Voucher Total: \$7,590.00
 No. of Lines: 1
 T/C Hash : 208

Single Check (Y/N): _____
 Date Entered: 05/08/2008
 Entered by: AN

Preparer's Initials: AN
 Amount Spelled: SEVEN THOUSAND FIVE HUNDRED,
 NINETY DOLLARS AND NO CENTS

Vendor Name: ARTURO NEVAREZ

Street: CONSOLIDATED DATA PROCESSING
 500 E. SAN ANTONIO, RM 403
 City, State, Zip: EL PASO TX 79901

Subject: ATLANTA, GA 7/6-22/08 MCPD ENTERPRISE APPLCTION D

Line	Trans.	Amount	Index	Sub-Obj	G/L	Subsidiary	Bank #	Treasury #
01	208	7,590.00	CDP	6705	145	CDP008		
	Desc: ATLANTA, GA 7/6-22/08 MCPD ENTERPRISE APPLCTION D							
02								
	Desc:							
03								
	Desc:							
04								
	Desc:							
05								
	Desc:							
06								
	Desc:							
07								
	Desc:							
08								
	Desc:							
09								
	Desc:							
10								
	Desc:							

Prepared by: AUDITORS - JORGE LOPEZ TCAUD20 Date: 05/08/2008

Approved by: _____ Date: _____



PLEASE NOTE: IF MORE THAN ONE PERSON ATTENDING, LIST UP TO 10 NAMES ON THE BOTTOM

TJ

County of El Paso Travel Request Form

* There is a contract as per victor to be approved on

Travel

Type: **ADVANCE**

Name: Art Nevarez Department: ITD CC 3/12/08
 Date of Trip: Departure 07/06/08 Arrival Date: 07/22/08 Destination: Atlanta, GA
 * Purpose of Trip: MCPD Enterprise Applications Developer Boot Camp

* Use of **GADMINGF** Funds requires legislative impact explanation

Department Index: CDP Sub-Object: 6705 - Travel/Prof. Edu
 COUNTY EMPLOYEE? CIRCLE/MOVE ARROW YES NO

Section 1: Guidelines for Determining Meal Rates Allowance MOVE ARROW

Please Check One (Departure meal rate)

on Date of Departure by After 12:00 P.M. Half Rate \$ 17.50
 on Date of Departure by Before 12:00 P.M. Full Rate \$ 35.00

Please Check One (Return meal rate)

on Date of Return by Before 5:00 P.M. Half Rate \$ 17.50
 on Date of Return by After 5:00 P.M. Full Rate \$ 35.00

* \$35.00 per diem no receipts required

* (Note: Please use the items checked above to fill out section 2 below)

Section 2: Travel Estimated Breakdown

* CC CREDIT CARD EXPENSE BREAKDOWN

	Included	* CC
Airfare	_____	_____
Auto Rental	_____	_____
Mileage (.40 /mile)	_____	_____
Gas	_____	_____
Meal rate on Departure date	35.00	_____
Meal per diem (\$35.00 x 15)	525.00	_____
Meal rate on Return date	35.00	_____
Lodging	Included	_____
Other - Registration	6,995.00	_____
Other - Data Ctr Tours & Tutorial	_____	_____
Other - Taxi	_____	_____
Other -	_____	_____
Other -	_____	_____
TOTAL	<u>\$7,590.00</u>	<u>\$0.00</u>

FOR AUDITOR'S USE ONLY

Trans. Code: _____
 Index: _____
 Sub-Object: _____
 Vendor: sup01028
 Subsidiary: _____
 Amount: _____

EMPLOYEE WILL REIMBURSED FROM OTHER SOURCE Y/N

Section 3: Signature and List of Names:

ADVANCE FROM COUNTY	<u>\$7,590.00</u>	CC	<u>\$0.00</u>
Name: _____	Name: _____	_____	_____
Name: _____	Name: _____	_____	_____
Name: _____	Name: _____	_____	_____
Name: _____	Name: _____	_____	_____
Name: _____	Name: _____	_____	_____

NOTATION: TRACEL REQUEST FORM MUST BE SUBMITTED TO COUNTY AUDITORS- ACCOUNTS PAYABLE DIVISION BEFORE

TUESDAY 12:00 PM

SIGNATURE

[Handwritten Signature]

DATE: 6-May-08

C.C.O. DATE _____



COUNTY OF EL PASO
INFORMATION TECHNOLOGY DEPARTMENT (ITD)

500 E. SAN ANTONIO, SUITE 403
EL PASO, TEXAS 79901
(915) 546-2041
FAX (915) 546-2042
www.epcounty.com


MEMORANDUM:

TO: Victor Perez, County Auditors
Attn: Jorge Lopez

FROM: Peter Cooper *PC*
Chief Technology Officer

DATE: May 6, 2008


SUBJECT: Travel Request



\$7,590

Art Nevarez, Client/Server Programmer-Senior, MCPD Enterprise Applications Developer Boot Camp in Atlanta, GA July 6-22, 2008.

El Paso County Travel Justification Form

Name: Art Nevarez Signature  Date: 07(6-22)08

Dept: ITD Job Title: Client/Server Programmer, Senior

Travel Funding Source: County Grant Grant Other

Will any funds be reimbursed by another entity? _____

Travel Account No: CDP-6705 Balance Remaining for FY: \$37,020.50

Purpose: (check one)

Statutorily Required Training to Hold Elective Office
Statute Reference: _____
My elective office requires _____ number of training hours per _____ months.
I have already fulfilled _____ of these hours for this time period.
Estimated hours to be obtained from this course? _____ .

Professional or Technical Training to Maintain License/Certification
(Peace officer, attorneys, CPAs, technical certifications, etc.)

Additional Professional or Technical Training NOT Required to Maintain License/Certification

Travel for Lobbying/Advocating before Federal/State Legislature, Federal/State Agency, or other Regulatory Body, Including Grant Application Advocacy
Entity Name: _____
Purpose of Visit: _____

Travel for Program Revenue Enhancement/Sales Opportunity
Explain: _____

Program Development Training
Explain: MCPD Enterprise Applications Developer Boot Camp


Travel to Professional, County, or Elected Officials' Organization Meeting/Convention
(County Clerk's Association, TAC, Conference of Urban Counties, TBIC, etc.)
Organization Name: _____

Human Resources/Management/Personal Development Training
("Dealing with Difficult People", Stress Management, "Be a Better Leader", etc.)

Other: _____

Art Nevarez

From: info [info@cedsolutions.com]
Sent: Thursday, March 06, 2008 11:40 AM
To: Art Nevarez
Cc: 'Info'; dhaynie@cedsolutions.com
Subject: CED Solutions, 5 Certification MCPD Enterprise Applications Developer Boot Camp



Hi Art,

Thanks for your inquiry about our Certification Boot Camps such as the 5 Certification MCPD Enterprise Applications Developer (MCP, MCPD, MCTS:NET 2.0 Web Applications, MCTS:NET 2.0 Windows Applications and MCTS:NET 2.0 Distributed Applications) Boot Camp in Atlanta from 3/8-3/22/08.

Lodging reservations are made approximately 7-10 days prior to the start of your class. Your invoice includes a standard room at the Hawthorn Suites Hotel, a Hyatt Property, but many students upgrade their room to a one bedroom suite for only \$25 per night or a two bedroom suite for \$75 per night. I have included the hotel link at the end of this email for your review. If you should decide to upgrade your room please contact CED to have that added to your invoice. Availability may be limited so do this ASAP.

We are a Microsoft Gold Partner, our Microsoft Technical instructors are Microsoft Certified Trainers and are additionally certified for the courses which they teach including MCSA, MCSE, MCAD, MCSA, MCDBA, MCDST, and MCP. We are a Cisco Sponsored Organization, our Cisco Technical instructors are Cisco Certified Systems Instructors are additionally certified for the courses which they teach including CCNA, CCDA, CCDP, CCNP, CCSP, CCVP, Storage, Optical, and CCIE. We are a Novell Gold Training Partner, CIW authorized center, SCP authorized center, CompTIA member, Vue, Prometric, and Certiport approved center. We are a state-approved NPEC training center, approved for VA Benefits training Under the Montgomery GI Bill, and approved for Vocational Rehabilitation training.

The 5 Certification MCPD Enterprise Applications Developer Boot Camp is \$6,995 and includes roundtrip airfare (up to \$350), lodging (your own

3/7/2008

room, many students upgrade their room to a one bedroom suite for only \$25 per night or a two bedroom suite for \$75 per night), transportation to and from the hotel to the training center, breakfast and lunch daily, refreshments and snacks, all course materials, practice exams, and all 5 certification exams (2 extra test vouchers only if needed. If airfare and lodging are not required, there is a reduction of \$1,000 from the price of the course.

There is a discount of \$250 for active duty military, government, government contractors, and educational institutions.

Please call us at (800) 611-1840 to confirm your reservation, provide your form of payment, and we will ship your course materials to you.

If you are or were a member of the military services of the United States, and qualify for training under the Montgomery GI Bill, the VA will pay for approximately one-half of the course including tests.

Please call the Veterans Administration at (888) 442-4551 to find out exactly what benefits you have available for this program using accelerated payment and advanced payment. Ask if you qualify under Chapter 30, and are qualified for "accelerated payment" for the course.

Job placement assistance is provided for the graduates of our courses.

Financing options and contact information are now available at:
http://www.cedsolutions.com/ced_financing.shtml

Schedules for upcoming Certification Boot Camps can be found at: <http://www.mcseclasses.com/index.cfm#map>

If two or more students from the same organization register and attend the same or other courses, there is a \$200 reduction per person for two students, \$300 reduction per person for three, up to \$500 for five students, etc.

5 Certification MCPD Enterprise Applications Developer Boot Camp - \$6,995 for the 15-Day Boot Camp which includes instruction and certification exams for 70-526 (Microsoft .NET Framework 2.0-Windows-Based Client Development), 70-536 (Microsoft .NET Framework 2.0-Application Development Foundation), 70-528 (Microsoft .NET Framework 2.0-Web-Based Client Development), 70-529 (Microsoft .NET Framework 2.0-Distributed Application Development) and 70-549 (Designing and Developing Enterprise Applications by Using the Microsoft .NET Framework)

Payments may be made over a period of time by utilizing the Career loans that are available from Sallie Mae at (888) 2-SALLIE or you may apply online from our website at http://www.cedsolutions.com/ced_financing.shtml. Our company is listed at our corporate address in Marietta, GA and our school code is 605975-00.

Prerequisites are recommendations for the best approach to success, however, the normal composition of classes in our Boot Camps is that 60% of the students have been in the IT field for a long time, 20% have been in the IT field for a little while, and 20% are career changers and new to the field. All do well in the Boot Camps.

Class schedules are 8:00AM to 6:30PM daily Monday - Friday, 8:00AM to 4:00PM on Saturday, and 12:00PM to 5:00PM on Sunday with individual Study time, practice tests, and certification exams mixed each day.

Should you not pass an exam, you may retake the exam using a retake test voucher (2 available), and should you for any reason not leave the course with your certification completed, you may retake any portion (or all of the course) at any location, within 1 year, for no additional charge until you pass the exam. Transportation and hotel expenses would be the responsibility of the student. The instruction and cost of the incomplete test(s) are included.

As soon as we receive payment, we will send you the first 3 of the 5 books. In order to breeze through the course, you will need to:

1. Pay for the course and receive course materials (3 books)
2. Read the course materials PRIOR to the course and take the practice set of exams that will be sent to you. Become better at passing the tests prior to the course.
3. Attend the course and get the detailed information you need. Ask questions constantly in our classroom (usually 15-18 students only).
4. Take additional practice tests during the course (part of the course) and in-depth review of each question during the practice tests.
5. Take a test each three days of the 15-day course

If you do the above, you can leave the course with your completed MCPD Enterprise Applications Developer Boot Camp Certifications. While attending most of our certification courses, over 90% receive their certification during the course.

You may check our classes and current schedules at www.cedsolutions.com and www.mcseclasses.com at any time.

Please call (800) 611-1840 to register and/or ask any questions.

Thank you,

Dolores Haynie
(800) 611-1840, (770) 951-0373 Fax
CED Solutions, LLC
P.O. Box 680190
Marietta, GA 30068-0004
Windows 2003 MCSA/MCSE; MCAD/MCSD VB & C# .NET; MCDBA, MCDST, MCP
Cisco CCNA/CCDA/CCDP/CCNP/CCSP/CCVP/CCIE, Storage & Optical Specialist
Visual Studio, ASP .NET, XML .NET, C# .NET, VB .NET; Linux, Unix, AIX
PMI Project Management PMP, Software Testing, MS Project,
Oracle10g & 9i DBA; CompTIA A+, Network+, Security+, Project+; Office
Suites; CIW, SCNP, SCNA, ColdFusion, Crystal Reports, CIW, Accounting



MCSEclasses.com

Register anywhere in the country!
Call (800) 611-1840

Home | MCSE | MCSD | MCDBA | CED Cisco® Courses | CIW Boot Camps | Linux/UNIX | Oracle | Java | Security
Military | Testimonials | Jobs | Distance Learning | Schedule | Pricing | Financing | About Us | Contact Us

(800) 611-1840

(770) 937-0140

Home

- Class Outlines
- Application Schedule
- Technical Schedule

- CED Cisco® Courses
- MCSE, MCDBA, MCSD
- MCPD, MCITP, MCTS
- CED Oracle® Courses
- Security Certification

- CIW Boot Camps
- CompTIA Certification
- Java Certification
- Linux, Unix Training
- MS Office Specialist
- Project Management
- Web Development

- Locations
- Financing
- Pricing

- Distance Learning
- Instructors Needed

- Jobs
- Military
- Room Rental

- About Us
- Testimonials
- Contact Us

5 Certification MCPD Enterprise Applications Developer Boot Camp

Course Length: 15 days
Certifications: MCP
 MCPD
 MCTS: .NET 2.0 Web Applications
 MCTS: .NET 2.0 Window Applications
 MCTS: .NET 2.0 Distributed Applications
Number of Exams: 5

Class Schedule		
03/08/08 - 03/22/08	Info/Enroll	
04/19/08 - 05/03/08	Info/Enroll	
07/07/08 - 07/21/08	Info/Enroll	
09/06/08 - 09/20/08	Info/Enroll	
11/08/08 - 11/22/08	Info/Enroll	

If you are developing .NET Framework 2.0 applications that use Microsoft Visual Studio 2005, the new Microsoft Certified Technology Specialist (MCTS) and Microsoft Certified Professional Developer (MCPD) credentials provide a simpler and more targeted framework to showcase your technical skills in addition to the skills that are required for specific developer job roles.

The Microsoft Certified Application Developer (MCAD) and Microsoft Certified Solution Developer (MCSD) credentials provide developers who use Microsoft Visual Studio .NET with industry recognition of their Microsoft .NET development skills and experience.

The Microsoft Certified Technology Specialist (MCTS) credential highlights your knowledge developing Microsoft Windows, Web, or distributed applications that use the .NET Framework 2.0 and Visual Studio 2005.

The Microsoft Certified Professional Developer (MCPD) credential highlights your job role, featuring your specific area of expertise. Now you can easily distinguish yourself as an expert in Windows development, Web application development, or enterprise applications development.

The MCAD & MCSD are .NET framework version 1.0 certifications. The MCTS & MCPD are .NET framework version 2.0 certifications.

Stand out from the crowd, and show off your skills today.

- Exam 70-526
- Exam 70-536
- Exam 70-528
- Exam 70-529
- Exam 70-549

- **Includes roundtrip airfare and lodging in Atlanta only**
- Hands-on instruction by a certified instructor
- Includes all course materials and practice exams
- Includes all certification exams
- Onsite Testing
- Breakfast and Lunch provided each day

If airfare and lodging are not required, the price is \$1,000 less for 2-week courses, \$750 less for 10 day courses, and \$500 less for one week courses.


Exam 70-526

Microsoft .NET Framework 2.0 - Windows-Based Client Development

Creating a UI for a Windows Forms Application by Using Standard Controls

- Add and configure a Windows Form.
- Manage control layout on a Windows Form.
- Add and configure a Windows Forms control.
- Create and configure menus.
- Create event handlers for Windows Forms and controls.

Integrating Data in a Windows Forms Application



Member of:

ITSitesDirectory.com

- Implement data-bound controls.
- Manage connections and transactions.
- Create, add, delete, and edit data in a connected environment.
- Create, add, delete, and edit data in a disconnected environment.
- Manage XML with the XML Document Object Model (DOM).
- Read, write, and validate XML by using the XmlReader class and the XmlWriter class.

Implementing Printing and Reporting Functionality in a Windows Forms Application

- Manage the print process by using print dialogs.
- Construct print documents.
- Create a customized PrintPreview component.

Enhancing Usability

- Perform drag-and-drop operations.
- Implement globalization and localization for a Windows Forms application.
- Implement accessibility features.
- Create and configure multiple-document interface (MDI) forms.
- Create, configure, and customize user assistance controls and components.
- Persist Windows Forms application settings between sessions.

Implementing Asynchronous Programming Techniques to Improve the User Experience

- Manage a background process by using the BackgroundWorker component.
- Implement an asynchronous method.

Developing Windows Forms Controls

- Create a composite Windows Forms control.
- Create a custom Windows Forms control by inheriting from the control class.
- Create an extended control by inheriting from an existing Windows Forms control.

Configuring and Deploying Applications

- Configure the installation of a Windows Forms application by using ClickOnce technology.
- Create a Windows Forms setup application.
- Add functionality to a Windows Forms setup application.

[Back to top]

Exam 70-536

Microsoft .NET Framework 2.0 – Application Development Foundation

Developing applications that use system types and collections

- Manage data in a .NET Framework application by using the .NET Framework 2.0 system types. (Refer System namespace)
- Manage a group of associated data in a .NET Framework application by using collections. (Refer System.Collections namespace)
- Improve type safety and application performance in a .NET Framework application by using generic collections. (Refer System.Collections.Generic namespace)
- Manage data in a .NET Framework application by using specialized collections. (Refer System.Collections.Specialized namespace)
- Implement .NET Framework interfaces to cause components to comply with standard contracts. (Refer System namespace)
- Control interactions between .NET Framework application components by using events and delegates. (Refer System namespace)

Implementing service processes, threading, and application domains in a .NET Framework application

- Implement, install, and control a service. (Refer System.ServiceProcess namespace)
- Develop multithreaded .NET Framework applications. (Refer System.Threading namespace)
- Create a unit of isolation for common language runtime in a .NET Framework application by using application domains. (Refer System namespace)

Embedding configuration, diagnostic, management, and installation features into a .NET Framework application

- Embed configuration management functionality into a .NET Framework application. (Refer System.Configuration namespace)
- Create a custom Microsoft Windows Installer for the .NET Framework components by using the System.Configuration.Install namespace, and configure the .NET Framework applications by using configuration files, environment variables, and the .NET Framework Configuration tool (Mscorcfg.msc).
- Manage an event log by using the System.Diagnostics namespace.
- Manage system processes and monitor the performance of a .NET Framework application by using the diagnostics functionality of the .NET Framework 2.0. (Refer System.Diagnostics namespace)
- Debug and trace a .NET Framework application by using the System.Diagnostics namespace.
- Embed management information and events into a .NET Framework application. (Refer System.Management namespace)

Implementing serialization and input/output functionality in a .NET Framework application

- Serialize or deserialize an object or an object graph by using runtime serialization techniques. (Refer System.Runtime.Serialization namespace)
- Control the serialization of an object into XML format by using the System.Xml.Serialization namespace.
- Implement custom serialization formatting by using the Serialization Formatter classes.
- Access files and folders by using the File System classes. (Refer System.IO namespace)
- Manage byte streams by using Stream classes. (Refer System.IO namespace)
- Manage the .NET Framework application data by using Reader and Writer classes. (Refer System.IO namespace)
- Compress or decompress stream information in a .NET Framework application (refer System.IO.Compression namespace), and improve the security of application data by using isolated storage. (Refer System.IO.IsolatedStorage namespace)

Improving the security of the .NET Framework applications by using the .NET Framework 2.0 security features

- Implement code access security to improve the security of a .NET Framework application. (Refer System.Security namespace)
- Implement access control by using the System.Security.AccessControl classes.
- Implement a custom authentication scheme by using the System.Security.Authentication classes. (Refer System.Security.Authentication namespace)
- Encrypt, decrypt, and hash data by using the System.Security.Cryptography classes. (Refer System.Security.Cryptography namespace)
- Control permissions for resources by using the System.Security.Permission classes. (Refer System.Security.Permission namespace)
- Control code privileges by using System.Security.Policy classes. (Refer System.Security.Policy namespace)
- Access and modify identity information by using the System.Security.Principal classes. (Refer System.Security.Principal namespace)

Implementing interoperability, reflection, and mailing functionality in a .NET Framework application

- Expose COM components to the .NET Framework and the .NET Framework components to COM. (Refer System.Runtime.InteropServices namespace)
- Call unmanaged DLL functions in a .NET Framework application, and control the marshaling of data in a .NET Framework application. (Refer System.Runtime.InteropServices namespace)
- Implement reflection functionality in a .NET Framework application (refer System.Reflection namespace), and create metadata, Microsoft intermediate language (MSIL), and a PE file by using the System.Reflection.Emit namespace.
- Send electronic mail to a Simple Mail Transfer Protocol (SMTP) server for delivery from a .NET Framework application. (Refer System.Net.Mail namespace)

Implementing globalization, drawing, and text manipulation functionality in a .NET Framework application

- Format data based on culture information. (Refer System.Globalization namespace)
- Enhance the user interface of a .NET Framework application by using the System.Drawing namespace.
- Enhance the text handling capabilities of a .NET Framework application (refer System.Text namespace), and search, modify, and control text in a .NET Framework application by using regular expressions. (Refer System.RegularExpressions namespace)

[Back to top]

Exam 70-528

Microsoft .NET Framework 2.0 - Web-Based Client Development

Creating and Programming a Web Application

- Create and configure a Web application.
- Add and configure Web server controls.
- Create event handlers for pages and controls.
- Manage state and application data.
- Implement globalization and accessibility.
- Implement site navigation and input validation.
- Write an ASP.NET handler to generate images dynamically for display on a Web page.
- Configure settings for a Web application.
- Program a Web application.

Integrating Data in a Web Application by Using ADO.NET, XML, and Data-Bound Controls

- Implement data-bound controls.
- Manage connections and transactions of databases.
- Create, delete, and edit data in a connected environment.
- Create, delete, and edit data in a disconnected environment.
- Manage XML data with the XML Document Object Model (DOM).
- Read and write XML data by using the XmlReader and XmlWriter.

Creating Custom Web Controls

- Create a composite Web application control.
- Create a custom Web control that inherits from the WebControl class.
- Create a composite server control.
- Develop a templated control.

Tracing, Configuring, and Deploying Applications

- Use a Web setup project to deploy a Web application to a target server.
- Copy a Web application to a target server by using the Copy Web tool.
- Precompile a Web application by using the Publish Web utility.
- Optimize and troubleshoot a Web application.

Customizing and Personalizing a Web Application

- Implement a consistent page design by using master pages.
- Customize a Web page by using themes and user profiles.
- Implement Web Parts in a Web application.

Implementing Authentication and Authorization

- Establish a user's identity by using forms authentication.
- Use authorization to establish the rights of an authenticated user.
- Implement Microsoft Windows authentication and impersonation.
- Use login controls to control access to a Web application.

Creating ASP.NET Mobile Web Applications

- Create a mobile Web application project.
- Use device-specific rendering to display controls on a variety of devices.
- Use adaptive rendering to modify the appearance of Web server controls.
- Use the mobile Web controls to display content on a device.

[Back to top]

Exam 70-529

Microsoft .NET Framework 2.0 - Distributed Application Development

Creating and Accessing XML Web Services

- Create and configure an XML Web service method.
- Configure a Web service method by using the properties of the WebMethodAttribute attribute.
- Use discovery files to publish a list of Web services that are installed on a Web server.
- Build and deploy a Web service application.

Configuring and Customizing a Web Service Application

- Configure SOAP messages.
- Configure the Web services communication protocol.
- Manage session state in Web services.
- Implement SOAP headers.
- Implement SOAP extensions.

Creating, Configuring, and Deploying Remoting Applications

- Create and configure a server application.
- Create a client application to access a remote object.
- Debug and deploy a remoting application.
- Create and serialize remotable types.
- Manage the lifetime of remote objects.

Implementing Asynchronous Calls and Remoting Events

- Call Web methods asynchronously.
- Call remoting methods asynchronously.
- Implement events in remoting applications.

Implementing Web Services Enhancements (WSE) 3.0

- Enable WSE in client and server applications.
- Add a digital signature to a SOAP message and verify an existing SOAP message signature.
- Encrypt and decrypt a SOAP message.
- Implement a policy for a Web service application.
- Implement filters in a Web service application.
- Implement WSE SOAP messaging.
- Route SOAP messages by using a WSE router.
- Add and verify security credentials.

Creating and Accessing a Serviced Component and Using Message Queuing

- Create, configure, and access a serviced component.
- Create, delete, and set permissions on a message queue.
- Send messages to a message queue and delete messages from a message queue.
- Sign and encrypt messages.
- Receive messages.
- Process messages.

[Back to top]

Exam 70-549**Designing and Developing Enterprise Applications by Using the Microsoft .NET Framework****Envisioning and Designing an Application**

- Evaluate the technical feasibility of an application design concept.
- Evaluate the technical specifications for an application to ensure that the business requirements are met.
- Evaluate the design of a database.
- Evaluate the logical design of an application.
- Evaluate the physical design of an application. Considerations include the design of the project structure, the number of files, the number of assemblies, and the location of these resources on the server.

Designing and Developing a Component

- Establish the required characteristics of a component.
- Create the high-level design of a component.
- Develop the public API of the component.
- Develop the features of a component.
- Develop a component feedback mechanism.
- Develop the data access and data handling features of a component.
- Develop a component to include profiling requirements
- Choose an appropriate mechanism to deliver multimedia data across distributed applications by using Web services and Message Queuing.

Designing and Developing an Application Framework

- Consume a reusable software component.
- Choose an appropriate implementation approach for the application design logic.
- Choose an appropriate event logging method for the application.
- Monitor specific characteristics or aspects of an application.

Testing and Stabilizing an Application

- Perform a code review.
- Evaluate the testing strategy.
- Design a unit test.
- Perform integration testing.
- Resolve a bug.

Deploying and Supporting an Application

- Evaluate the performance of an application based on the performance analysis strategy.
- Analyze the data received when monitoring an application.
- Evaluate the deployment plan.
- Create an application flow-logic diagram.
- Validate the production configuration environment.

[Back to top]

MCSEClasses.com is your best choice for MCPD, MCPD training, MCPD certification, MCPD certification boot camp, MCPD boot camp, MCPD certification training, MCPD boot camp training, MCPD boot camp certification, MCPD certification course, MCPD course, training MCPD, certification MCPD, boot camp MCPD, certification MCPD boot camp, certification MCPD training, boot camp MCPD training, certification MCPD course.

[mcseclasses home](#) | [technical schedule](#) | [application schedule](#) | [class outlines](#) | [mcse, mcdba, mcsd training](#) | [microsoft .net](#) | [cisco certification](#) | [security training](#) | [ced solutions oracle@ certification training](#) | [linux, unix, aix](#) | [comptia certification](#) | [webmaster training](#) | [pricing](#) | [locations](#) | [financing](#) | [instructors needed](#) | [e-mail us](#)

Search classes by keyword:

Search classes by category:

**For the best in computer software training,
call (404) SOFT-WARE**

Copyright © 2007 CED Solutions. CED Solutions Refund Policy. All Rights Reserved.

MCSE certification boot camps and courses are offered in these select cities:

Albany MCSE, Albuquerque MCSE, Alexandria MCSE, Anchorage MCSE, Atlanta MCSE, Austin MCSE, Billings MCSE, Birmingham MCSE, Bismarck MCSE, Boise MCSE, Boston MCSE, Charleston MCSE, Charlotte MCSE, Cheyenne MCSE, Chicago MCSE, Cincinnati MCSE, Cleveland MCSE, Columbia MCSE, Columbus MCSE, Dallas MCSE, Denver MCSE, Des Moines MCSE, Detroit MCSE, Fort Lauderdale MCSE, Fort Myers MCSE, Hartford MCSE, Honolulu MCSE, Houston MCSE, Indianapolis MCSE, Jackson MCSE, Kansas City MCSE, Las Cruces MCSE, Lincoln MCSE, Little Rock MCSE, Los Angeles MCSE, Louisville MCSE, Madison MCSE, Milwaukee MCSE, Minneapolis MCSE, Montpelier MCSE, New Orleans MCSE, New York City MCSE, Norfolk MCSE, Oklahoma City MCSE, Omaha MCSE, Philadelphia MCSE, Phoenix MCSE, Pierre MCSE, Pittsburgh MCSE, Portland MCSE, Princeton MCSE, Providence MCSE, Raleigh MCSE, Richmond MCSE, Sacramento MCSE, Salt Lake City MCSE, San Antonio MCSE, San Diego MCSE, San Francisco MCSE, San Jose MCSE, Seattle MCSE, Stamford MCSE, Tulsa MCSE, Washington MCSE, Wilmington MCSE.

MCSE Canada Boot Camps : mcse Calgary, mcse Edmonton, mcse Halifax, mcse Hamilton, mcse Kitchener, mcse London, mcse Montreal, mcse Ottawa, mcse Quebec City, mcse Toronto, mcse Vancouver, mcse Winnipeg.

CED Solutions offers MCSE certification boot camps and courses in the United States and Canada:

MCSE Alabama, MCSE Alaska, MCSE Arizona, MCSE Arkansas, MCSE California, MCSE Colorado, MCSE Connecticut, MCSE District of Columbia, MCSE Delaware, MCSE Florida, MCSE Georgia, MCSE Hawaii, MCSE Idaho, MCSE Illinois, MCSE Indiana, MCSE Iowa, MCSE Kansas, MCSE Kentucky, MCSE Louisiana, MCSE Maine, MCSE Massachusetts, MCSE Michigan, MCSE Minnesota, MCSE Mississippi, MCSE Missouri, MCSE Montana, MCSE Nebraska, MCSE New Jersey, MCSE New Mexico, MCSE New York, MCSE North Carolina, MCSE North Dakota, MCSE Ohio, MCSE Oklahoma, MCSE Oregon, MCSE