




# Quarterly Investment Report



**For the period ended March 31, 2008  
(Unaudited)**

Prepared by: Edward A. Dion, County Auditor  
500 East San Antonio Street, Room 406  
El Paso, Texas 79901-2407  
(915)546-2040

## Table of Contents

Transmittal Letter.....	1
Investment Portfolio All Funds.....	4
Investment Portfolio General Fund.....	5
<b>Total Investment at Market Value</b>	
As of October 31, 2007, Fund and Type.....	6
As of November 30, 2007, Fund and Type.....	7
As of December 31, 2007, Fund and Type.....	8
As of January 31, 2008, Fund and Type.....	9
As of February 29, 2008, Fund and Type.....	10
As of March 31, 2008, Fund and Type.....	11
Investment Maturity Summary.....	12
Investment Yield Rates.....	13
Three month Treasury Benchmark vs. Portfolio.....	13
<b>Cash Balances by Fund</b>	
For the Month Ended October 31, 2007 .....	14
For the Month Ended November 30, 2007 .....	14
For the Month Ended December 31, 2007.....	14
For the Month Ended January 31, 2008.....	15
For the Month Ended February 29, 2008.....	15
For the Month Ended March 31, 2008.....	15
<b>TexPool Addition and Deletions by Fund</b>	
For the Quarter ended December 31, 2007 .....	16
For the Quarter ended March 31, 2008.....	16
<b>TexPool Addition and Deletions by Fund</b>	
For the Month Ended October 31, 2007.....	17
For the Month Ended November 30, 2007 .....	17
For the Month Ended December 31, 2007.....	17
For the Month Ended January 31, 2008.....	18
For the Month Ended February 29, 2008.....	18
For the Month Ended March 31, 2008.....	18
<b>TexPool Additions and Deletions by Account</b>	
For the Month Ended October 31, 2007 .....	19
For the Month Ended November 30, 2007 .....	20
For the Month Ended December 31, 2007.....	21
For the Month Ended January 31, 2008.....	22
For the Month Ended February 29, 2008.....	23
For the Month Ended March 31, 2008.....	24



# COUNTY OF EL PASO

OFFICE OF THE COUNTY AUDITOR

EDWARD A. DION, CPA, CIO  
COUNTY AUDITOR

edion@co.el-paso.tx.us  
www.co.el-paso.tx.us/auditor

ROOM 406, COUNTY COURTHOUSE BLDG.

500 EAST SAN ANTONIO STREET

EL PASO, TEXAS 79901-2407

(915) 546-2040

(915) 546-8172 FAX

05-14

May 6, 2008

The Honorable Anthony Cobos  
County Judge  
and County Commissioners  
County of El Paso  
Room 301 County Courthouse Building  
500 East San Antonio Street  
El Paso, Texas 79901

Dear County Judge and Commissioners:

A report of investment transactions for the quarter and the six fiscal months ended March 31, 2008 is submitted herewith. All investments have been made in compliance with the County's investment policy and pursuant to *Texas Government Code, Title 10, § 2256.023*. TexPool, an investment pool authorized under *Texas Government Code, Title 10, § 2256.016* and managed by Federated Investors, Incorporated and Lehman Brothers, Incorporated, has affirmed adherence to the County's investment policy and the provisions of the *Texas Government Code, Title 10, § 2256.023(8) (a) and (b)*.

Detailed summaries of the County's investments for October 1, 2007 through March 31, 2008 are attached. The County's combined investment portfolio including cash had an October 1, 2007 book value of \$118,120,035 and a March 31, 2008 book value of \$234,257,401. General fund investments, including cash, as of March 31, 2008 totaled \$85,746,626 compared to March 31, 2007 of \$84,516,626, an increase of \$1,230,000 or 1.46 percent more than the prior year. Fiscal year-to-date revenues for the General Fund were \$123,004,632 and expenditures of \$88,216,019, resulting in revenues exceeding expenditures by \$34,788,645.

The combined investment portfolio, including cash balances, had the following book and fair market values for each of the months from October 31, 2007 through March 31, 2008.

The Honorable Anthony Cobos  
 County Judge  
 and County Commissioners  
 May 6, 2008

<u>Months</u>	<u>Book Values</u>	<u>Fair Market Values</u>
October 31, 2007	\$112,050,954	\$112,546,073
November 30, 2007	\$109,416,057	\$109,855,021
December 31, 2007	\$197,244,588	\$197,810,169
January 31, 2008	\$226,010,090	\$226,807,013
February 29, 2008	\$239,065,780	\$239,795,738
March 31, 2008	\$234,257,401	\$234,991,596

From October 1, 2007 through March 31, 2008 the County had additions to the investment portfolio from purchases of investments totaling \$79,274,721 and deletions from maturities of investments totaling \$105,917,818 at market values.

The portfolio interest for TexPool, Texpool Prime, MBIA, securities and cash by quarter and year-to-date are presented below:

<u>Quarter</u>	<u>TexPool</u>	<u>Cash</u>	<u>Total</u>
First Quarter	\$1,294,693	\$204,972	\$1,499,665
Second Quarter	1,177,192	1,083,884	2,261,076
Year to Date	\$2,471,885	\$1,288,856	\$3,760,741

The Weighted Average Maturity (WAM) is the sum of the number days to maturity of each security times the book value for the security for all investments divided by the combined book value of the portfolio. The Net Asset Value (NAV) is the market value of the portfolio divided by the book value of the portfolio. The Weighted Average Yield (WAY) is the sum of the purchase yield times the par value for each security divided by the sum of the par values for each security. The Portfolio Yield (PY) is the sum of the market yields at the end of the month times the par value for each security divided by the sum of the par values for each security, which are shown below by month.


<u>Month</u>	<u>WAM</u>	<u>NAV</u>	<u>WAY</u>	<u>PY</u>
October 31, 2007	1.00	1.0044	4.9605%	4.9605%
November 30, 2007	1.00	1.0040	4.7570%	4.7570%
December 31, 2006	1.00	1.0029	4.5947%	4.5947%
January 31, 2008	1.00	1.0035	4.3293%	4.3293%
February 29, 2008	1.00	1.0031	3.9550%	3.9550%
March 31, 2008	1.00	1.0031	3.6002%	3.6002%

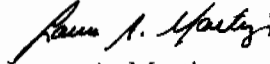
The Honorable Anthony Cobos  
County Judge  
and County Commissioners  
May 6, 2008

At the beginning of the fiscal year the Federal Funds rate was 4.75 percent and the Discount rate was 5.25 percent. During the first two quarters of the fiscal year, the Federal Open Market Committee has reduced both rates. As of March 31, 2008, the Federal Funds rate was 2.25 percent and the Discount rate was 2.50 percent. The March 2008 average interest rate was 3.1231 percent for Texpool Prime and 3.1180 percent for MBIA Texas Class. TexPool's average monthly interest rate decreased from a March 2007 yield of 5.2933 percent to a March 2008 yield of 2.9723 percent, a decrease in yield of 2.321 percent. Inter National Bank's average monthly interest rate also decreased from a March 2007 yield of 5.2041 percent to a March 2008 yield of 3.9285 percent, a decrease of 1.2756 percent. The County's invested principal, including cash, for March 2008 was \$234,257,401, compared to the March 2007 principal of \$167,059,133. Interest for the six months ended March 2008 was \$3,760,741 when compared to \$3,735,739 for the six months ended March 2007, an increase of \$25,002 or .669 percent.


The county benchmarks portfolio performance against a moving average securities benchmark consisting of the market yields on the 90-day Treasury bill for the first of each month. Based on the County's current investment structure the portfolio yield has on average exceeded the benchmark rate by 41 basis points.

If you have any questions concerning this information, please contact Mr. James Utterback, cash management and debt service supervisor, at extension 3267 or me.

  
James Utterback  
Cash Management  
Supervisor

  
Laura A. Martinez  
Investment Analyst

Very truly yours,

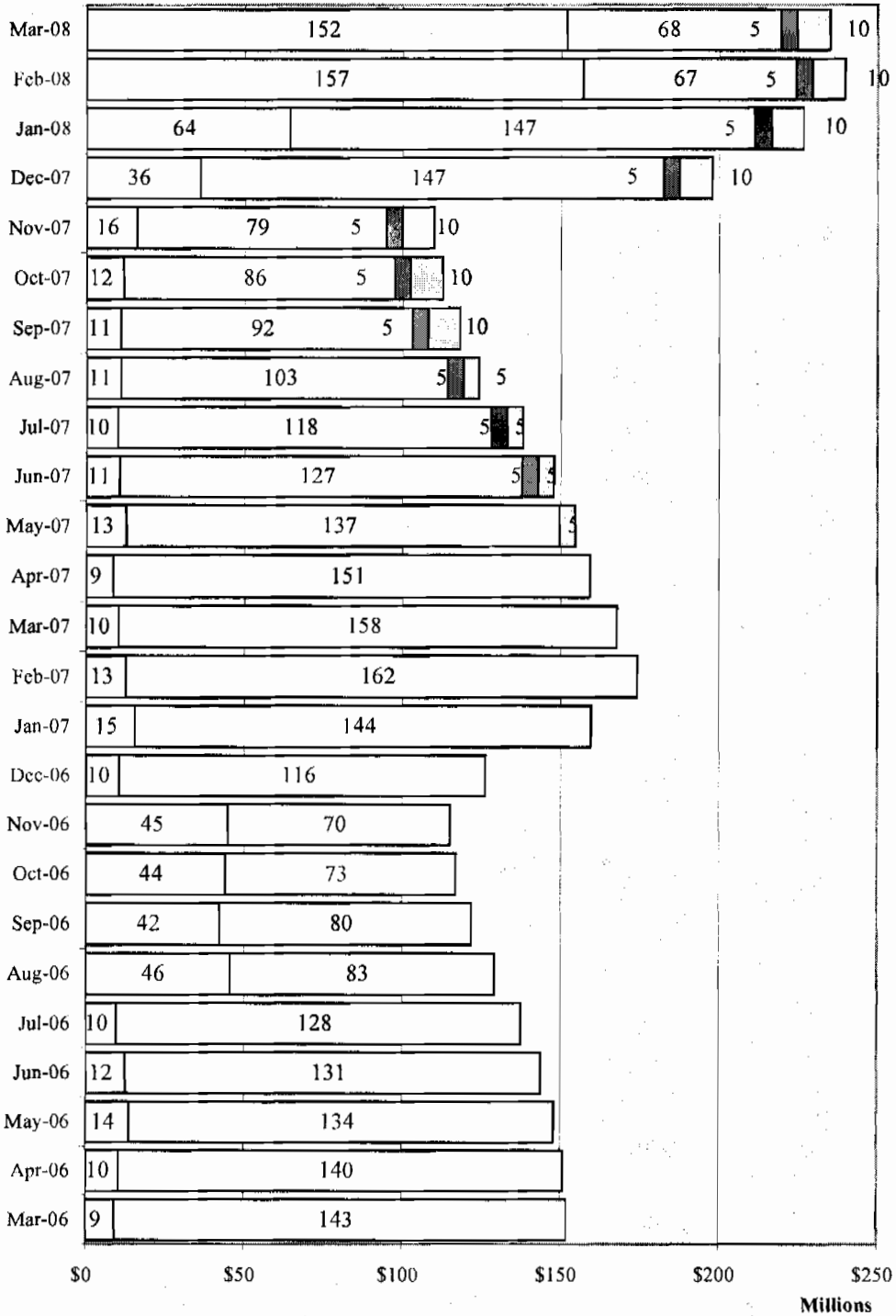
  
Edward A. Dion  
County Auditor

EAD:JU:rao

Attachments


cc: The Honorable Jose Rodriquez, County Attorney  
Mr. Jaime O. Perez, Chief of Staff  
Mrs. Lee Shapleigh, Assistant County Attorney  
Mr. Craig Gibson, CPA, Gibson, Ruddock, Patterson LLC

## Investment Portfolio All Funds



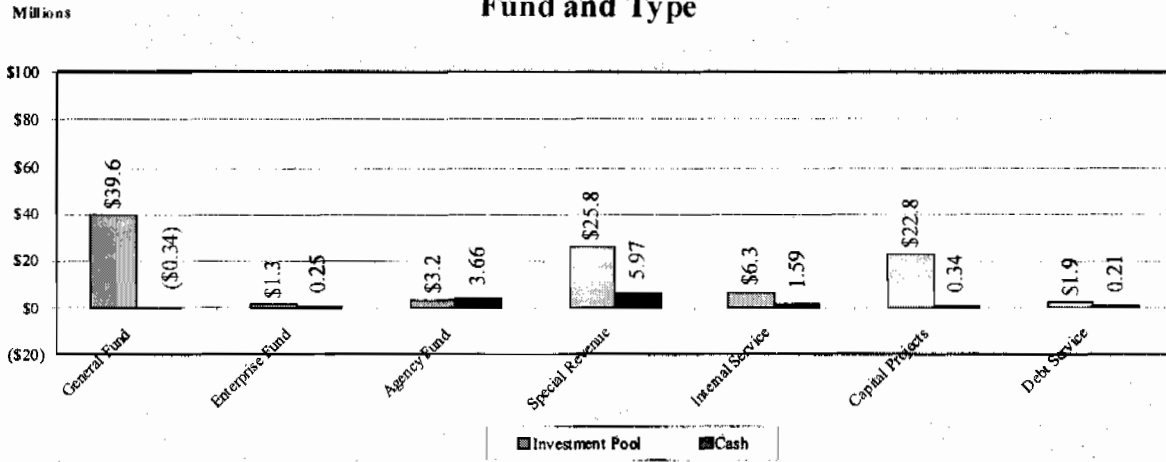
Now Account Cash
Texpool
TexPool Prime
MBIA Texas Class

## Investment Portfolio General Fund

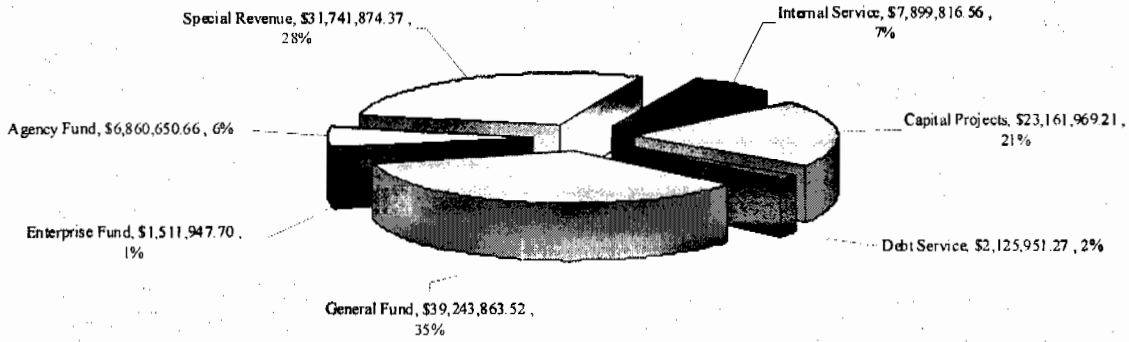


## Total Investments at Market Value as of October 31, 2007

### Fund and Type



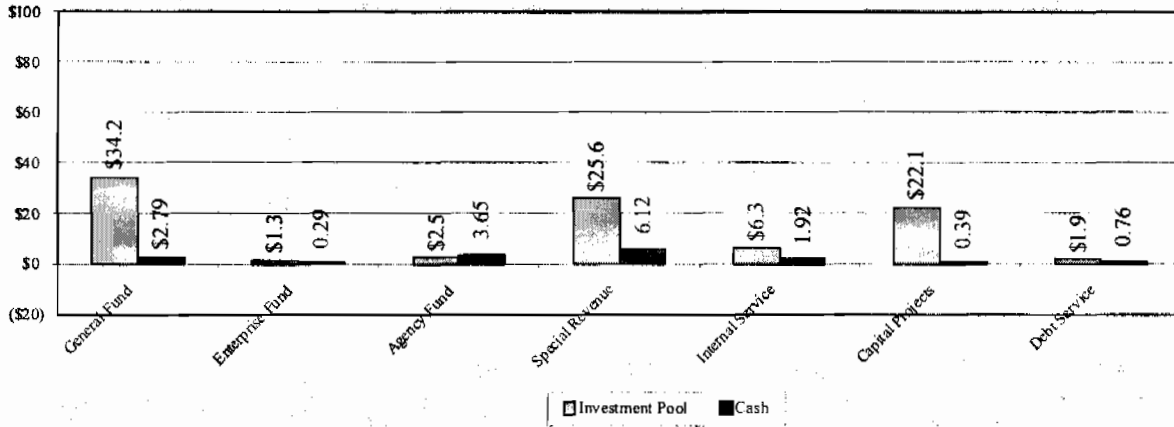
### Fund Totals



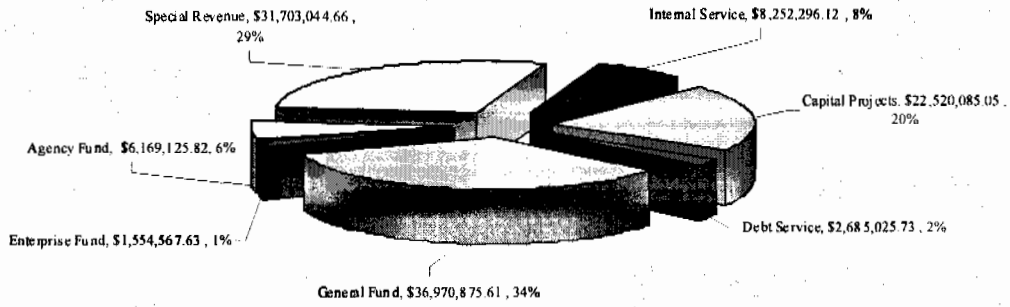
## Total Investments at Market Value as of November 30, 2007

Millions

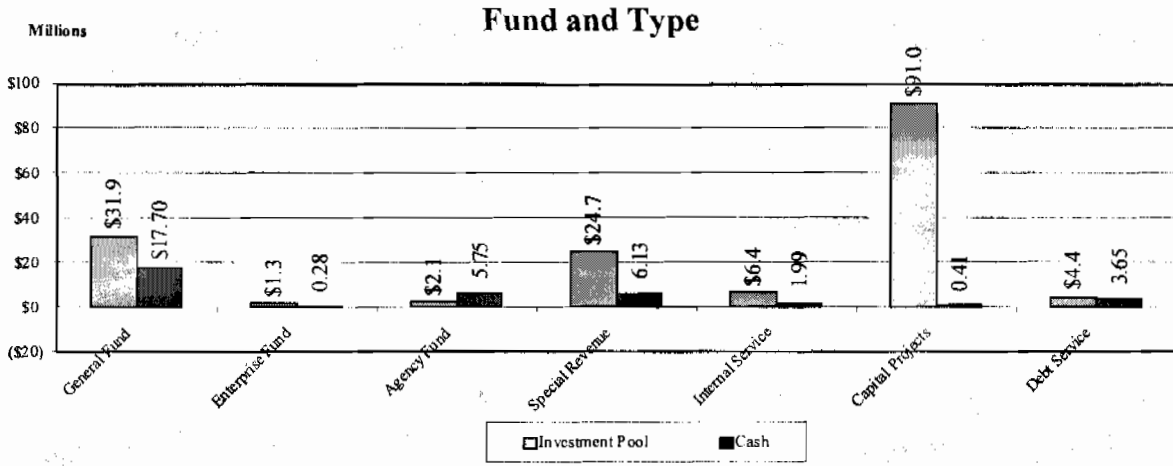
### Fund and Type



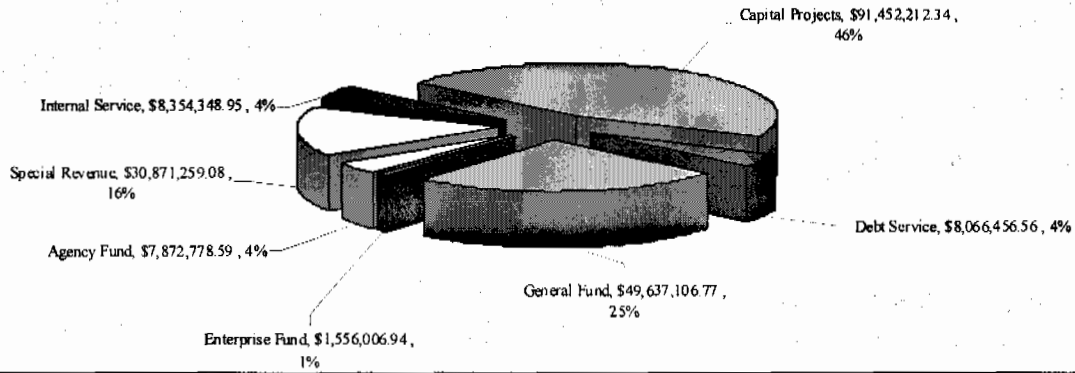
### Fund Totals



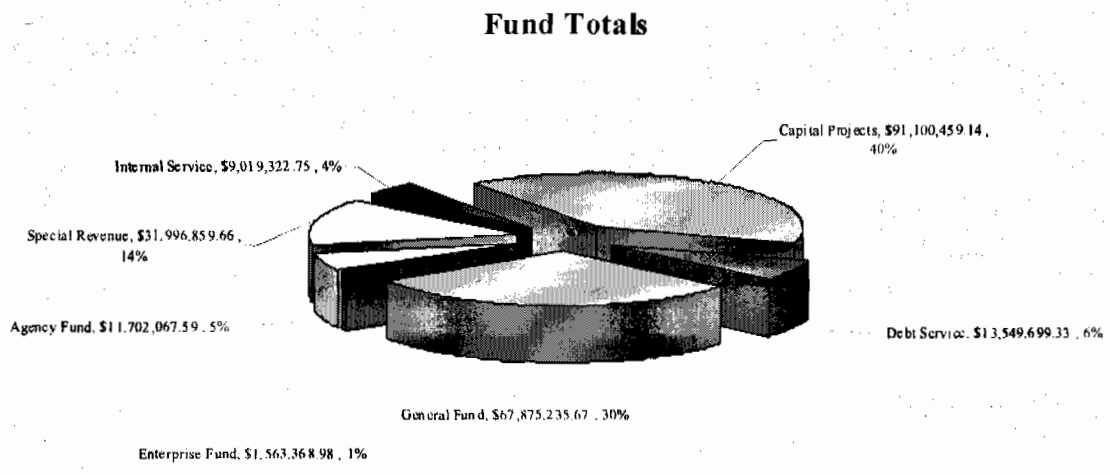
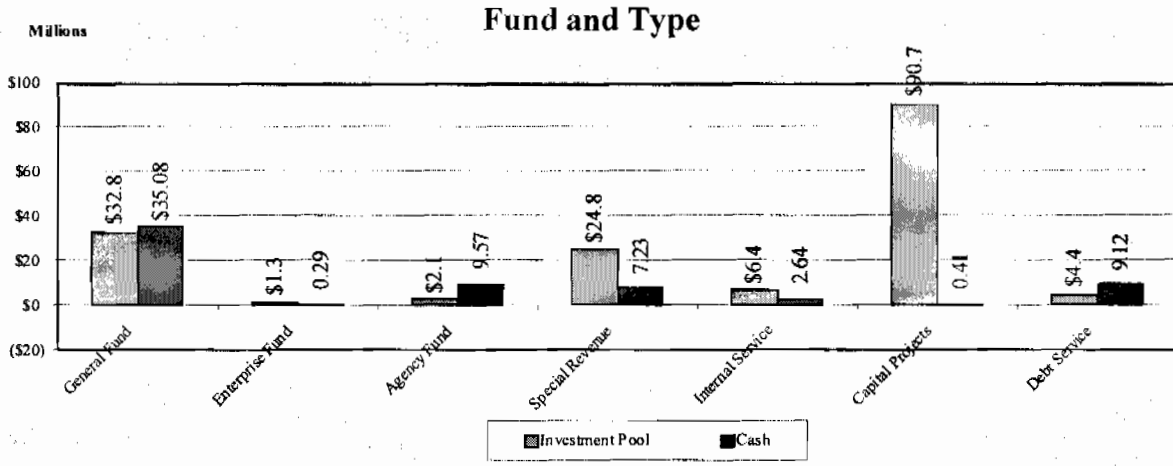
## Total Investments at Market Value as of December 31, 2007



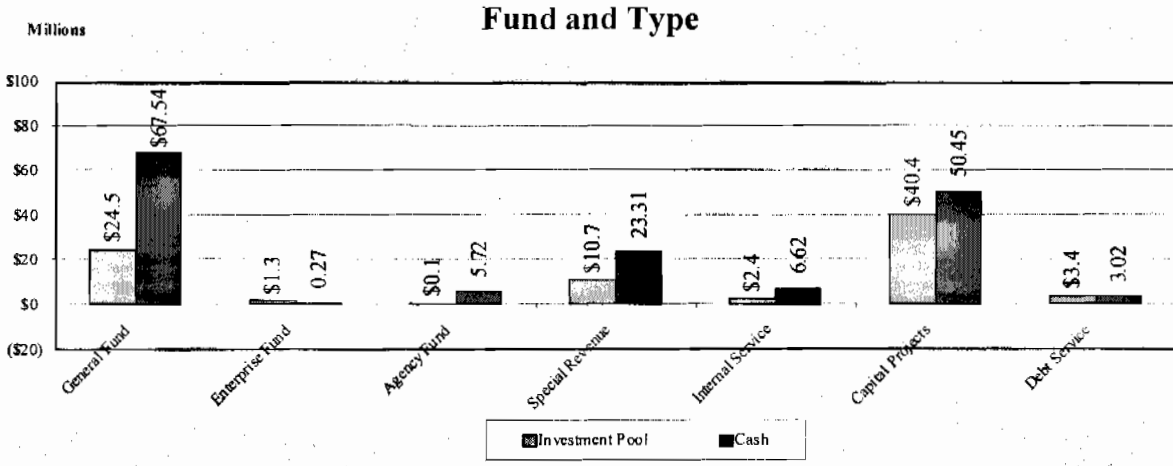
### Fund Totals



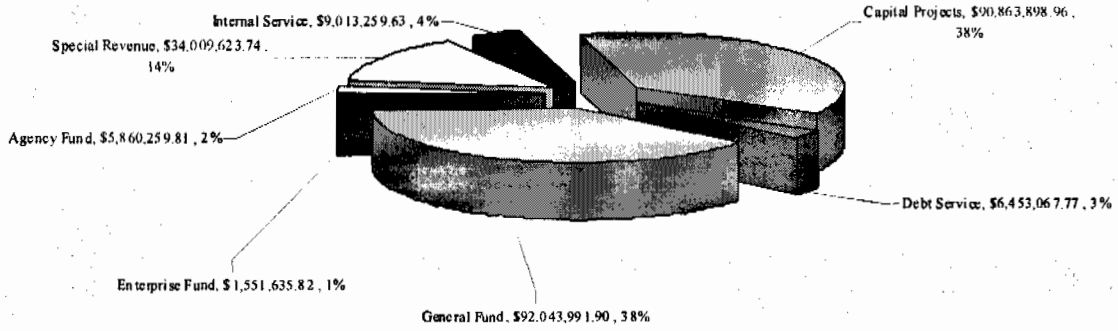
## Total Investments at Market Value as of January 31, 2008



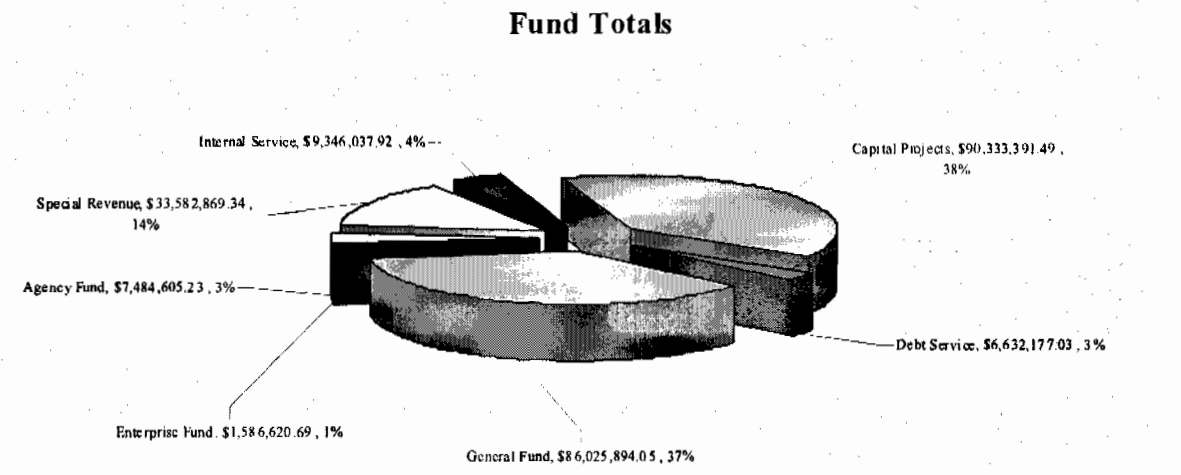
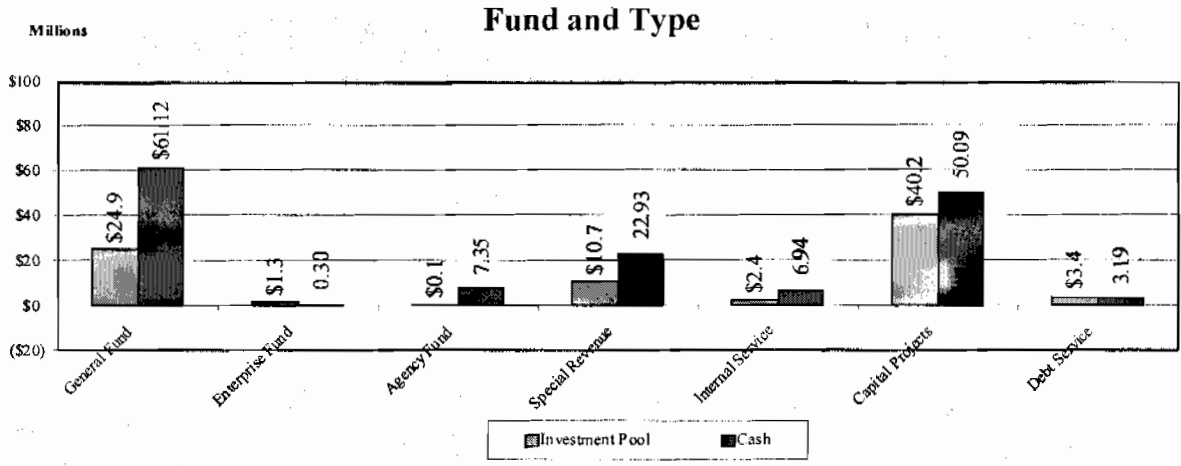
## Total Investments at Market Value as of February 29, 2008



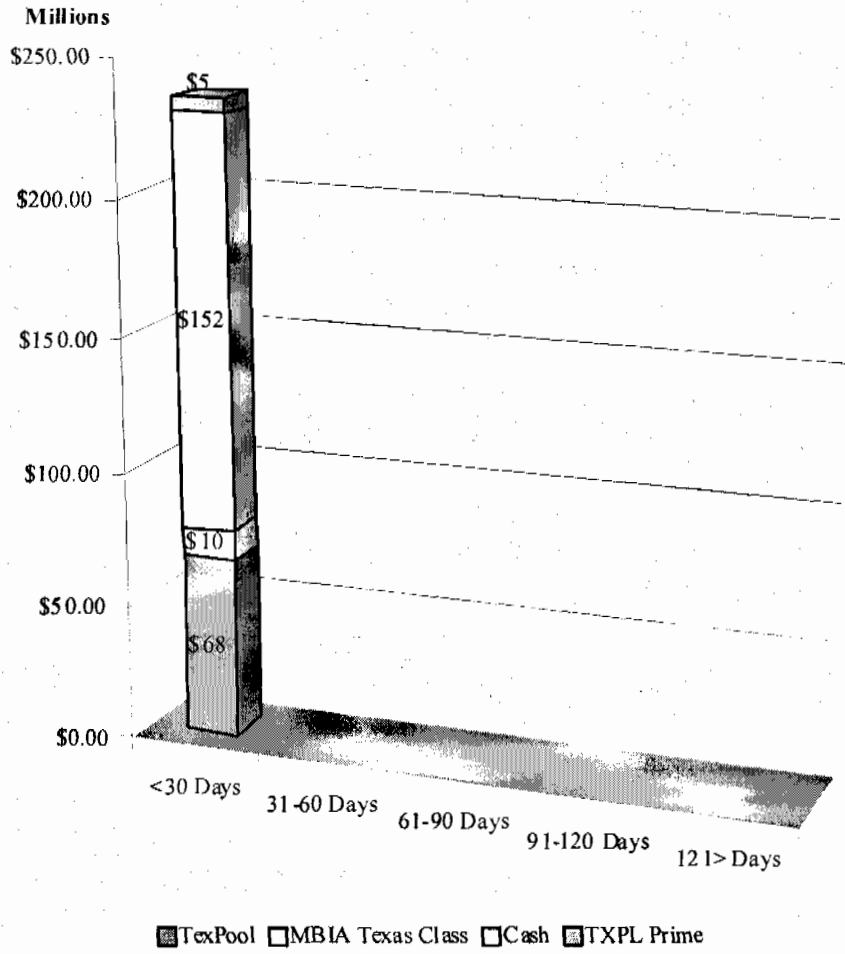
### Fund Totals



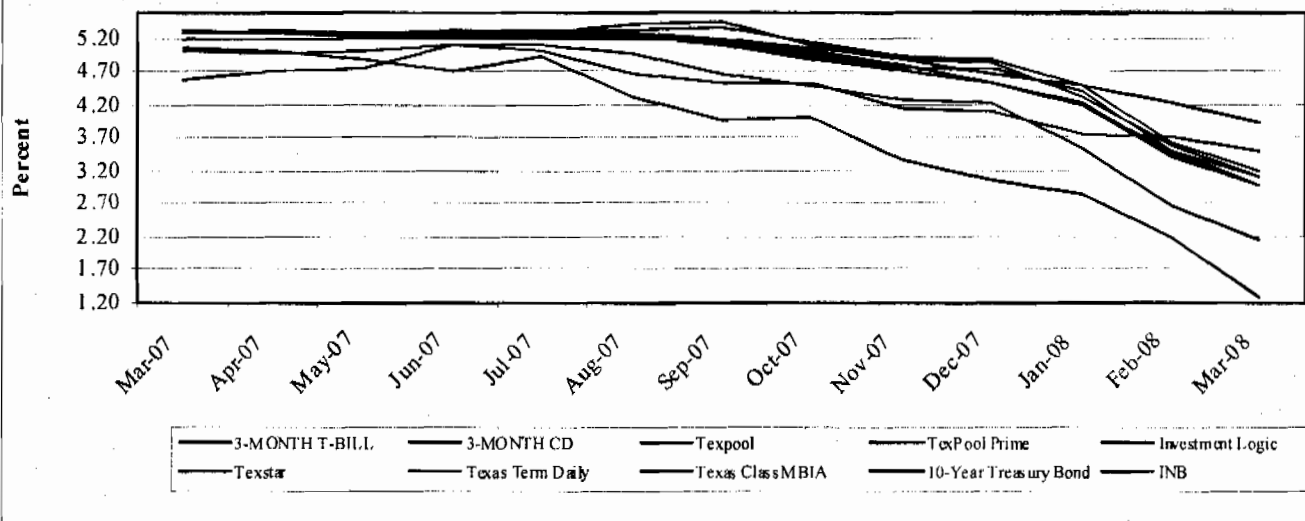
## Total Investments at Market Value as of March 31, 2008



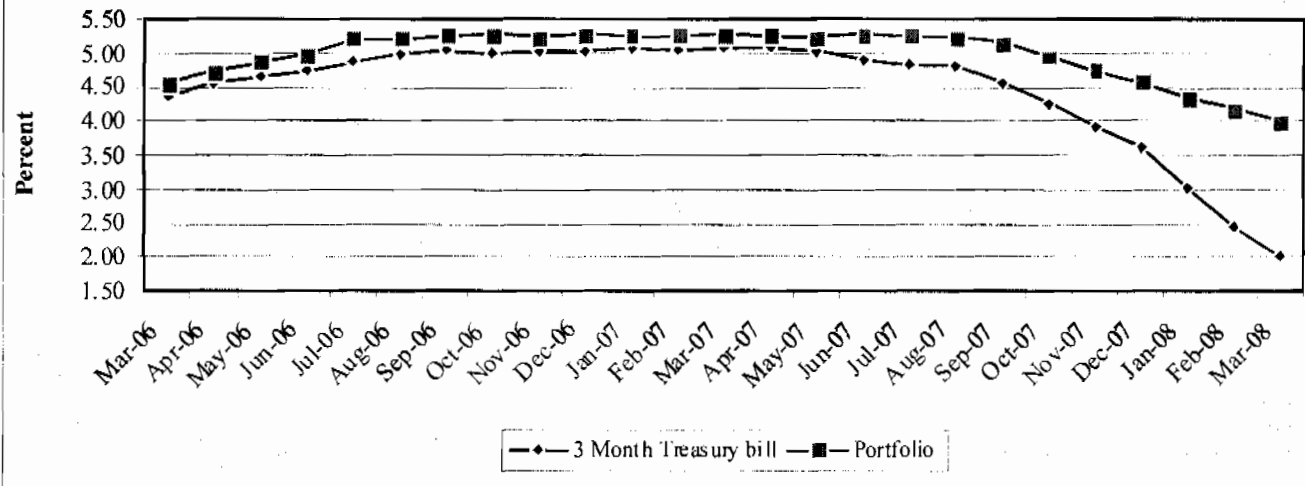
## Investment Maturity Summary



**Investment Yield Rates For the Year Ended March 31, 2008**



**Three Month Treasury Benchmark vs. Portfolio**



## Cash Balances By Fund

**For the Month Ended October 31, 2007**

Fund	Beginning Balance	Receipts	Disbursements	Ending Balance
General Fund	\$174,873.30	\$14,388,049.93	\$14,903,260.00	(\$340,336.77)
Special Revenue	6,685,647.29	2,651,022.85	2,170,448.91	7,166,221.23
Special Revenue - Grants	(1,520,580.28)	1,954,138.92	1,633,275.21	(1,199,716.57)
Enterprise Fund	248,624.59	68,193.77	66,102.09	250,716.27
Agency Funds	3,680,122.84	16,240,635.87	16,265,458.93	3,655,299.78
Internal Service	1,263,417.94	1,408,648.77	1,084,525.07	1,587,541.64
Debt Service	11,901.33	199,404.52	-	211,305.85
Capital Projects	335,510.20	567,512.94	567,014.61	336,008.53
<b>Total All Accounts</b>	<b>\$10,879,517.21</b>	<b>\$37,477,607.57</b>	<b>\$36,690,084.82</b>	<b>\$11,667,039.96</b>

## Cash Balances By Fund

**For the Month Ended November 30, 2007**

Fund	Beginning Balance	Receipts	Disbursements	Ending Balance
General Fund	(\$340,336.77)	\$16,334,810.86	\$13,200,716.85	\$2,793,757.24
Special Revenue	7,166,221.23	2,505,650.47	2,100,855.62	7,571,016.08
Special Revenue - Grants	(1,199,716.57)	1,630,611.49	1,878,668.14	(1,447,773.22)
Enterprise Fund	250,716.27	65,885.65	28,152.81	288,449.11
Agency Funds	3,655,299.78	16,605,106.73	16,607,655.47	3,652,751.04
Internal Service	1,587,541.64	1,355,484.24	1,027,463.82	1,915,562.06
Debt Service	211,305.85	551,655.49	-	762,961.34
Capital Projects	336,008.53	838,082.77	783,235.46	390,855.84
<b>Total All Accounts</b>	<b>\$11,667,039.96</b>	<b>\$39,887,287.70</b>	<b>\$35,626,748.17</b>	<b>\$15,927,579.49</b>

## Cash Balances By Fund

**For the Month Ended December 31, 2007**

Fund	Beginning Balance	Receipts	Disbursements	Ending Balance
General Fund	\$2,793,757.24	\$29,750,370.46	\$14,842,578.99	\$17,701,548.71
Special Revenue	7,571,016.08	2,097,957.67	2,178,758.30	7,490,215.45
Special Revenue - Grants	(1,447,773.22)	2,183,001.82	2,095,996.23	(1,360,767.63)
Enterprise Fund	288,449.11	61,808.52	65,268.96	284,988.67
Agency Funds	3,652,751.04	18,819,104.07	16,723,848.74	5,748,006.37
Internal Service	1,915,562.06	1,150,112.37	1,072,582.12	1,993,092.31
Debt Service	762,961.34	5,370,318.85	2,485,054.50	3,648,225.69
Capital Projects	390,855.84	70,794,833.80	70,772,943.60	412,746.04
<b>Total All Accounts</b>	<b>\$15,927,579.49</b>	<b>\$130,227,507.56</b>	<b>\$110,237,031.44</b>	<b>\$35,918,055.61</b>

## Cash Balances By Fund

### For the Month Ended January 31, 2008

Fund	Beginning Balance	Receipts	Disbursements	Ending Balance
General Fund	\$17,701,548.71	\$41,697,177.58	\$24,320,291.22	\$35,078,435.07
Special Revenue	7,490,215.45	4,151,296.58	2,343,404.45	9,298,107.58
Special Revenue - Grants	(1,360,767.63)	2,079,712.70	2,784,774.68	(2,065,829.61)
Enterprise Fund	284,988.67	62,064.76	59,286.22	287,767.21
Agency Funds	5,748,006.37	23,207,282.37	19,385,655.66	9,569,633.08
Internal Service	1,993,092.31	1,874,745.69	1,232,711.65	2,635,126.35
Debt Service	3,648,225.69	5,469,058.80	747.00	9,116,537.49
Capital Projects	412,746.04	677,575.78	680,403.43	409,918.39
<b>Total All Accounts</b>	<b>\$35,918,055.61</b>	<b>\$79,218,914.26</b>	<b>\$50,807,274.31</b>	<b>\$64,329,695.56</b>

## Cash Balances By Fund

### For the Month Ended February 29, 2008

Fund	Beginning Balance	Receipts	Disbursements	Ending Balance
General Fund	\$35,078,435.07	\$47,178,719.48	\$14,716,273.84	\$67,540,880.71
Special Revenue	9,298,107.58	17,107,822.61	2,208,228.38	24,197,701.81
Special Revenue - Grants	(2,065,829.61)	2,979,730.72	1,798,582.03	(884,680.92)
Enterprise Fund	287,767.21	60,195.25	75,412.17	272,550.29
Agency Funds	9,569,633.08	17,684,376.78	21,529,229.33	5,724,780.53
Internal Service	2,635,126.35	5,070,072.07	1,088,012.77	6,617,185.65
Debt Service	9,116,537.49	6,530,442.36	12,630,683.95	3,016,295.90
Capital Projects	409,918.39	50,569,884.90	527,021.22	50,452,782.07
<b>Total All Accounts</b>	<b>\$64,329,695.56</b>	<b>\$147,181,244.17</b>	<b>\$54,573,443.69</b>	<b>\$156,937,496.04</b>

## Cash Balances By Fund

### For the Month Ended March 31, 2008

Fund	Beginning Balance	Receipts	Disbursements	Ending Balance
General Fund	\$67,540,880.71	\$8,415,166.96	\$14,840,634.34	\$61,115,413.33
Special Revenue	24,197,701.81	1,921,849.80	1,787,726.24	24,331,825.37
Special Revenue - Grants	(884,680.92)	1,896,337.15	2,413,118.58	(1,401,462.35)
Enterprise Fund	272,550.29	61,800.61	30,044.63	304,306.27
Agency Funds	5,724,780.53	18,128,879.55	16,504,876.15	7,348,783.93
Internal Service	6,617,185.65	1,057,934.82	731,205.13	6,943,915.34
Debt Service	3,016,295.90	170,433.55	-	3,186,729.45
Capital Projects	50,452,782.07	803,454.50	1,163,457.40	50,092,779.17
<b>Total All Accounts</b>	<b>\$156,937,496.04</b>	<b>\$32,455,856.94</b>	<b>\$37,471,062.47</b>	<b>\$151,922,290.51</b>

**Investment Pool Additions and Deletions by Fund  
For the Quarter Ended December 31, 2007**

<b>Fund</b>	<b>Balance As Of 9/30/07</b>	<b>Deposits</b>	<b>Withdrawals</b>	<b>Interest</b>	<b>Balance As Of 12/31/07</b>
General Fund	\$44,634,491.66	\$1,741,000.00	\$14,891,000.00	\$451,066.40	\$31,935,558.06
Special Revenue	22,166,904.57	290,000.00	1,372,000.00	260,825.97	21,345,730.54
Special Revenue - Grants	3,990,133.21		638,000.00	43,947.51	3,396,080.72
Enterprise Fund	1,255,974.69			15,043.58	1,271,018.27
Agency Funds	4,089,961.61		2,000,000.00	34,810.61	2,124,772.22
Internal Service	6,285,965.72			75,290.92	6,361,256.64
Debt Service	1,906,665.29	2,485,054.50		26,511.08	4,418,230.87
Capital Projects	22,910,421.01	70,126,848.33	2,385,000.00	387,196.96	91,039,466.30
<b>Total All Accounts</b>	<b>\$107,240,517.76</b>	<b>\$74,642,902.83</b>	<b>\$21,286,000.00</b>	<b>\$1,294,693.03</b>	<b>\$161,892,113.62</b>

TexPool investments are considered to be cash equivalents and are maintained at market value.

**Investment Pool Additions and Deletions by Fund  
For the Quarter Ended March 31, 2008**

<b>Fund</b>	<b>Balance As Of 12/31/07</b>	<b>Deposits</b>	<b>Withdrawals</b>	<b>Interest</b>	<b>Balance As Of 3/31/08</b>
General Fund	\$31,935,558.06	\$3,113,000.00	\$10,400,000.00	\$261,922.66	\$24,910,480.72
Special Revenue	21,345,730.54		14,491,000.00	131,860.83	6,986,591.37
Special Revenue - Grants	3,396,080.72	400,000.00	162,000.00	31,834.23	3,665,914.95
Enterprise Fund	1,271,018.27			11,296.15	1,282,314.42
Agency Funds	2,124,772.22		2,000,000.00	11,049.08	135,821.30
Internal Service	6,361,256.64		4,000,000.00	40,865.94	2,402,122.58
Debt Service	4,418,230.87	1,118,818.40	2,126,818.40	35,216.71	3,445,447.58
Capital Projects	91,039,466.30		51,452,000.00	653,146.02	40,240,612.32
<b>Total All Accounts</b>	<b>\$161,892,113.62</b>	<b>\$4,631,818.40</b>	<b>\$84,631,818.40</b>	<b>\$1,177,191.62</b>	<b>\$83,069,305.24</b>

TexPool investments are considered to be cash equivalents and are maintained at market value.

## Investment Pool Additions and Deletions by Fund For the Month Ended October 31, 2007

Fund	Balance As Of 9/30/07	Deposits	Withdrawals	Interest	Balance As Of 10/31/07
General Fund	\$44,634,491.66	\$545,000.00	\$5,775,000.00	\$179,708.63	\$39,584,200.29
Special Revenue	22,166,904.57		299,000.00	92,162.52	21,960,067.09
Special Revenue - Grants	3,990,133.21		191,000.00	16,169.41	3,815,302.62
Enterprise Fund	1,255,974.69			5,256.74	1,261,231.43
Agency Funds	4,089,961.61		900,000.00	15,389.27	3,205,350.88
Internal Service	6,285,965.72			26,309.20	6,312,274.92
Debt Service	1,906,665.29			7,980.13	1,914,645.42
Capital Projects	22,910,421.01	386,000.00	566,000.00	95,539.67	22,825,960.68
<b>Total All Accounts</b>	<b>\$107,240,517.76</b>	<b>\$931,000.00</b>	<b>\$7,731,000.00</b>	<b>\$438,515.57</b>	<b>\$100,879,033.33</b>

TexPool investments are considered to be cash equivalents and are maintained at market value.

## Investment Pool Additions and Deletions by Fund For the Month Ended November 30, 2007

Fund	Balance As Of 10/31/07	Deposits	Withdrawals	Interest	Balance As Of 11/30/07
General Fund	\$39,584,200.29	\$430,000.00	\$5,980,000.00	\$142,918.08	\$34,177,118.37
Special Revenue	21,960,067.09	290,000.00	475,000.00	85,060.21	21,860,127.30
Special Revenue - Grants	3,815,302.62		110,000.00	14,371.88	3,719,674.50
Enterprise Fund	1,261,231.43			4,887.09	1,266,118.52
Agency Funds	3,205,350.88		700,000.00	11,023.90	2,516,374.78
Internal Service	6,312,274.92			24,459.14	6,336,734.06
Debt Service	1,914,645.42			7,418.97	1,922,064.39
Capital Projects	22,825,960.68		784,000.00	87,268.53	22,129,229.21
<b>Total All Accounts</b>	<b>\$100,879,033.33</b>	<b>\$720,000.00</b>	<b>\$8,049,000.00</b>	<b>\$377,407.80</b>	<b>\$93,927,441.13</b>

TexPool investments are considered to be cash equivalents and are maintained at market value.

## Investment Pool Additions and Deletions by Fund For the Month Ended December 31, 2007

Fund	Balance As Of 11/30/07	Deposits	Withdrawals	Interest	Balance As Of 12/31/07
General Fund	\$34,177,118.37	\$766,000.00	\$3,136,000.00	\$128,439.69	\$31,935,558.06
Special Revenue	21,860,127.30		598,000.00	83,603.24	21,345,730.54
Special Revenue - Grants	3,719,674.50		337,000.00	13,406.22	3,396,080.72
Enterprise Fund	1,266,118.52			4,899.75	1,271,018.27
Agency Funds	2,516,374.78		400,000.00	8,397.44	2,124,772.22
Internal Service	6,336,734.06			24,522.58	6,361,256.64
Debt Service	1,922,064.39	2,485,054.50		11,111.98	4,418,230.87
Capital Projects	22,129,229.21	69,740,848.33	1,035,000.00	204,388.76	91,039,466.30
<b>Total All Accounts</b>	<b>\$93,927,441.13</b>	<b>\$72,991,902.83</b>	<b>\$5,506,000.00</b>	<b>\$478,769.66</b>	<b>\$161,892,113.62</b>

TexPool investments are considered to be cash equivalents and are maintained at market value.

## Investment Pool Additions and Deletions by Fund For the Month Ended January 31, 2008

Fund	Balance As Of 12/31/07	Deposits	Withdrawals	Interest	Balance As Of 1/31/08
General Fund	\$31,935,558.06	\$1,143,000.00	\$400,000.00	\$118,242.54	\$32,796,800.60
Special Revenue	21,345,730.54		383,000.00	76,295.84	21,039,026.38
Special Revenue - Grants	3,396,080.72	400,000.00	83,000.00	12,474.59	3,725,555.31
Enterprise Fund	1,271,018.27			4,583.50	1,275,601.77
Agency Funds	2,124,772.22			7,662.29	2,132,434.51
Internal Service	6,361,256.64			22,939.76	6,384,196.40
Debt Service	4,418,230.87		1,000.00	15,930.97	4,433,161.84
Capital Projects	91,039,466.30		676,000.00	327,074.45	90,690,540.75
<b>Total All Accounts</b>	<b>\$161,892,113.62</b>	<b>\$1,543,000.00</b>	<b>\$1,543,000.00</b>	<b>\$585,203.94</b>	<b>\$162,477,317.56</b>

TexPool investments are considered to be cash equivalents and are maintained at market value.

## Investment Pool Additions and Deletions by Fund For the Month Ended February 29, 2008

Fund	Balance As Of 1/31/08	Deposits	Withdrawals	Interest	Balance As Of 2/29/08
General Fund	\$32,796,800.60	\$1,627,000.00	\$10,000,000.00	\$79,310.59	\$24,503,111.19
Special Revenue	21,039,026.38		14,080,000.00	37,930.68	6,996,957.06
Special Revenue - Grants	3,725,555.31		36,000.00	10,090.48	3,699,645.79
Enterprise Fund	1,275,601.77			3,483.76	1,279,085.53
Agency Funds	2,132,434.51		2,000,000.00	3,044.77	135,479.28
Internal Service	6,384,196.40		4,000,000.00	11,877.58	2,396,073.98
Debt Service	4,433,161.84	1,118,818.40	2,125,818.40	10,610.03	3,436,771.87
Capital Projects	90,690,540.75		50,504,000.00	224,576.14	40,411,116.89
<b>Total All Accounts</b>	<b>\$162,477,317.56</b>	<b>\$2,745,818.40</b>	<b>\$82,745,818.40</b>	<b>\$380,924.03</b>	<b>\$82,858,241.59</b>

TexPool investments are considered to be cash equivalents and are maintained at market value.

## Investment Pool Additions and Deletions by Fund For the Month Ended March 31, 2008

Fund	Balance As Of 2/29/08	Deposits	Withdrawals	Interest	Balance As Of 3/31/08
General Fund	\$24,503,111.19	\$343,000.00		\$64,369.53	\$24,910,480.72
Special Revenue	6,996,957.06		28,000.00	17,634.31	6,986,591.37
Special Revenue - Grants	3,699,645.79		43,000.00	9,269.16	3,665,914.95
Enterprise Fund	1,279,085.53			3,228.89	1,282,314.42
Agency Funds	135,479.28			342.02	135,821.30
Internal Service	2,396,073.98			6,048.60	2,402,122.58
Debt Service	3,436,771.87			8,675.71	3,445,447.58
Capital Projects	40,411,116.89		272,000.00	101,495.43	40,240,612.32
<b>Total All Accounts</b>	<b>\$82,858,241.59</b>	<b>\$343,000.00</b>	<b>\$343,000.00</b>	<b>\$211,063.65</b>	<b>\$83,069,305.24</b>

TexPool investments are considered to be cash equivalents and are maintained at market value.

## Investment Pool Additions and Deletions by Account For the Month Ended October, 2007

Account	Balance As Of 9/30/07	Deposits	Withdrawals	Interest	Balance As Of 10/31/07
MBIA-Texas CLASS	\$10,103,573.63			\$43,996.99	\$10,147,570.62
Texpool Prime	5,088,826.53			21,463.06	5,110,289.59
General Fund	29,442,091.50	\$545,000.00	\$5,775,000.00	114,248.58	24,326,340.08
East Montana Enterprise	1,168,958.38			4,892.54	1,173,850.92
East Montana Reserve	87,016.31			364.20	87,380.51
Title IV Operating Fiscal Year 2006	3,089,804.48		191,000.00	12,401.19	2,911,205.67
Juvenile Board State Aid-Grants	444,779.39			1,861.57	446,640.96
Road & Bridge	13,326,819.65			55,777.90	13,382,597.55
County Law Library	397,492.48			1,663.66	399,156.14
Commissary Profit	1,646,609.17			6,891.70	1,653,500.87
Coliseum Tourist Promotion	345,703.61		260,000.00	884.68	86,588.29
County Tourist Promotion	617,129.75		36,000.00	2,539.10	583,668.85
Fabens' Airport Fund	5,022.62			21.02	5,043.64
Project Care Electric	5,227,621.92			21,879.62	5,249,501.54
County Attorney Commissions	180,444.55			755.23	181,199.78
County Clerk Records Management and Preservation	394,178.48			1,649.79	395,828.27
Sheriff's Lease Fund	25,882.34		3,000.00	99.82	22,982.16
Texas Capital	455,549.34			1,906.65	457,455.99
Debt Service-Refunding 98	35,762.81			149.68	35,912.49
Debt Service-Certificate of Obligation 1997 A	6,964.86			29.15	6,994.01
Debt Service-Certificate of Obligation 1998	12,079.28			50.56	12,129.84
Debt Service-Refunding 2001	1,763,458.09			7,380.75	1,770,838.84
Debt Service-Certificate of Obligation 2001	41,701.45			174.54	41,875.99
Capital Projects-Courthouse 95	180,852.31			756.94	181,609.25
Capital Projects-Ascarate Park Improvement	81,250.77			340.07	81,590.84
Capital Projects-Ascarate Park Sprinkler	1,425.49			5.97	1,431.46
Capital Projects-Juvenile Administration Building	20,661.20				20,661.20
Capital Projects- Courthouse 98	17,714.71			74.14	17,788.85
Capital Projects- Data Processing Upgrade	25,194.79			105.45	25,300.24
Capital Projects- Capital Improvement Fund	2,189,691.19		78,000.00	9,066.12	2,120,757.31
Capital Projects-County Capital Improvement 2004	549,766.79		386,000.00	685.43	164,452.22
Capital Projects- Capital Projects 2001	10,726,136.55	205,000.00	55,000.00	45,639.68	10,921,776.23
Debt Service-Certificate of Obligation-2002	34,418.38			144.05	34,562.43
CP River Park	404,241.70			1,691.91	405,933.61
Capital Projects-County Capital-2002	8,713,485.51	181,000.00	47,000.00	37,173.96	8,884,659.47
Debt Service-Refunding 2002	862.62			3.61	866.23
Debt Service-Refunding 2002 A	11,417.80			47.79	11,465.59
<b>Total For Consolidated Account</b>	<b>\$96,864,590.43</b>	<b>\$931,000.00</b>	<b>\$6,831,000.00</b>	<b>\$396,817.10</b>	<b>\$91,361,407.53</b>
<b>Separate Accounts</b>					
Health & Life	\$6,285,965.72			\$26,309.20	\$6,312,274.92
Adult Probation	4,089,961.61		\$900,000.00	15,389.27	3,205,350.88
<b>Total For Separate Accounts</b>	<b>\$10,375,927.33</b>		<b>\$900,000.00</b>	<b>\$41,698.47</b>	<b>\$9,517,625.80</b>
<b>Total All Accounts</b>	<b>\$107,240,517.76</b>	<b>\$931,000.00</b>	<b>\$7,731,000.00</b>	<b>\$438,515.57</b>	<b>\$100,879,033.33</b>

TexPool investments are considered to be cash equivalents and are maintained at market value.

## Investment Pool Additions and Deletions by Account For the Month Ended November, 2007

Account	Balance As Of 10/31/07	Deposits	Withdrawals	Interest	Balance As Of 11/30/07
MBIA-Texas CLASS	\$10,147,570.62			\$40,998.99	\$10,188,569.61
Texpool Prime	5,110,289.59			20,001.98	5,130,291.57
General Fund	24,326,340.08	\$430,000.00	\$5,980,000.00	81,917.11	18,858,257.19
East Montana Entorpriso	1,173,850.92			4,548.50	1,178,399.42
East Montana Reserve	87,380.51			338.59	87,719.10
Title IV Operating Fiscal Year 2006	2,911,205.67			11,280.49	2,922,486.16
Juvenile Board State Aid-Grants	446,640.96		110,000.00	1,318.82	337,959.78
Road & Bridge	13,382,597.55	200,000.00	338,000.00	51,761.90	13,296,359.45
County Law Library	399,156.14			1,546.67	400,702.81
Commissary Profit	1,653,500.87			6,407.07	1,659,907.94
Coliscum Tourist Promotion	86,588.29	90,000.00		684.25	177,272.54
County Tourist Promotion	583,668.85			2,261.63	585,930.48
Fabens' Airport Fund	5,043.64			19.54	5,063.18
Project Carc Electricce	5,249,501.54		100,000.00	20,120.05	5,169,621.59
County Attorney Commissions	181,199.78			702.12	181,901.90
County Clerk Records Management and Preservation	395,828.27		30,000.00	1,487.93	367,316.20
Sheriff's Loose Fund	22,982.16		7,000.00	69.05	16,051.21
Texas Capital	457,455.99			1,772.57	459,228.56
Debt Service-Refunding 98	35,912.49			139.16	36,051.65
Debt Service-Certificate of Obligation 1997 A	6,994.01			27.10	7,021.11
Debt Service-Certificate of Obligation 1998	12,129.84			47.00	12,176.84
Debt Service-Refunding 2001	1,770,838.84			6,861.74	1,777,700.58
Debt Service-Certificate of Obligation 2001	41,875.99			162.26	42,038.25
Capital Projects-Courthouse 95	181,609.25			703.71	182,312.96
Capital Projects-Ascarate Park Improvement	81,590.84			316.15	81,906.99
Capital Projects-Ascarate Park Sprinkler	1,431.46			5.55	1,437.01
Capital Projects-Juvenile Administration Building	20,661.20				20,661.20
Capital Projects- Courthouse 98	17,788.85			68.93	17,857.78
Capital Projects- Data Processing Upgrade	25,300.24			98.03	25,398.27
Capital Projects- Capital Improvement Fund	2,120,757.31		152,000.00	8,054.33	1,976,811.64
Capital Projects-County Capital Improvement 2004	164,452.22			637.23	165,089.45
Capital Projects- Capital Projects 2001	10,921,776.23		87,000.00	42,186.10	10,876,962.33
Debt Service-Certificate of Obligation-2002	34,562.43			133.92	34,696.35
CP River Park	405,933.61			1,572.93	407,506.54
Capital Projects-County Capital-2002	8,884,659.47		\$45,000.00	33,625.57	8,373,285.04
Debt Service-Refunding 2002	866.23			3.36	869.59
Debt Service-Refunding 2002A	11,465.59			44.43	11,510.02
<b>Total For Consolidated Account</b>	<b>\$91,361,407.53</b>	<b>\$720,000.00</b>	<b>\$7,349,000.00</b>	<b>\$341,924.76</b>	<b>\$85,074,332.29</b>
<b>Separate Accounts</b>					
Health & Life	\$6,312,274.92			\$24,459.14	\$6,336,734.06
Adult Probation	3,205,350.88		\$700,000.00	11,023.90	2,516,374.78
<b>Total For Separate Accounts</b>	<b>\$9,517,625.80</b>		<b>\$700,000.00</b>	<b>\$35,483.04</b>	<b>\$8,853,108.84</b>
<b>Total All Accounts</b>	<b>\$100,879,033.33</b>	<b>\$720,000.00</b>	<b>\$8,049,000.00</b>	<b>\$377,407.80</b>	<b>\$93,927,441.13</b>

TexPool investments are considered to be cash equivalents and are maintained at market value.

## Investment Pool Additions and Deletions by Account

### For the Month Ended December, 2007

Account	Balance As Of 11/30/07	Deposits	Withdrawals	Interest	Balance As Of 12/31/07
MBIA-Texas CLASS	\$10,188,569.61			\$41,908.89	\$10,230,478.50
Toxpool Prime	5,130,291.57			20,728.80	5,151,020.37
General Fund	18,858,257.19	\$766,000.00	\$3,136,000.00	65,802.00	16,554,059.19
East Montana Enterprise	1,178,399.42			4,560.29	1,182,959.71
East Montana Reserve	87,719.10			339.46	88,058.56
Title IV Operating Fiscal Year 2006	2,922,486.16			11,309.73	2,933,795.89
Juvenile Board State Aid-Grants	337,959.78		17,000.00	1,270.12	322,229.90
Road & Bridge	13,296,359.45		51,000.00	51,291.31	13,296,650.76
County Law Library	400,702.81			1,550.68	402,253.49
Commissary Profit	1,659,907.94		8,000.00	6,412.79	1,658,320.73
Coliseum Tourist Promotion	177,272.54			686.02	177,958.56
County Tourist Promotion	585,930.48		339,000.00	1,794.75	248,725.23
Fabens' Airport Fund	5,063.18			19.59	5,082.77
Project Care Electric	5,169,621.59		200,000.00	19,660.56	4,989,282.15
County Attorney Commissions	181,901.90			703.94	182,605.84
County Clerk Records Management and Preservation	367,316.20			1,421.48	368,737.68
Sheriff's Lease Fund	16,051.21			62.12	16,113.33
Texas Capital	459,228.56		320,000.00	826.37	140,054.93
Tax Certificates of Obligation, Series 2007A		76,366.64		131.87	76,498.51
G.O. Refund Bonds, Series 2007		339,231.84		585.80	339,817.64
Certificates of Obligation, Series 2007		380,456.02		656.99	381,113.01
Debt Service-Refunding 98	36,051.65	350,000.00		615.95	386,667.60
Debt Service-Certificate of Obligation 1997 A	7,021.11			27.17	7,048.28
Debt Service-Certificate of Obligation 1998	12,176.84			47.12	12,223.96
Debt Service-Refunding 2001	1,777,700.58	1,300,000.00		8,649.13	3,086,349.71
Debt Service-Certificate of Obligation 2001	42,038.25	39,000.00		215.77	81,254.02
Capital Projects-Courthouse 95	182,312.96			705.53	183,018.49
Capital Projects-Ascarate Park Improvement	81,906.99		5,000.00	310.17	77,217.16
Capital Projects-Ascarate Park Sprinkler	1,437.01			5.56	1,442.57
Capital Projects-Juvenile Administration Building	20,661.20				20,661.20
Capital Projects- Courthouse 98	17,857.78			69.11	17,926.89
Capital Projects- Data Processing Upgrade	25,398.27			98.29	25,496.56
Capital Projects- Capital Improvement Fund	1,976,811.64		141,000.00	7,453.91	1,843,265.55
Capital Projects-County Capital Improvement 2004	165,089.45			638.88	165,728.33
Capital Projects- Capital Projects 2001	10,876,962.33		197,000.00	41,714.26	10,721,676.59
Capital Projects-County Capital Projects 2007		59,976,837.03		103,570.58	60,080,407.61
Debt Service-Certificate of Obligation-2002	34,696.35			134.27	34,830.62
CP River Park	407,506.54			1,577.01	409,083.55
Capital Projects-County Capital-2002	8,373,285.04		692,000.00	31,384.55	7,712,669.59
Capital Projects-County Tax Capital Projects 2007A		9,764,011.30		16,860.91	9,780,872.21
Debt Service-Refunding 2002	869.59			3.37	872.96
Debt Service-Refunding 2002A	11,510.02			44.54	11,554.56
<b>Total For Consolidated Account</b>	<b>\$85,074,332.29</b>	<b>\$72,991,902.83</b>	<b>\$5,106,000.00</b>	<b>\$445,849.64</b>	<b>\$153,406,084.76</b>
<b>Separate Accounts</b>					
Health & Life	\$6,336,734.06			\$24,522.58	\$6,361,256.64
Adult Probation	2,516,374.78		\$400,000.00	8,397.44	2,124,772.22
<b>Total For Separate Accounts</b>	<b>\$8,853,108.84</b>		<b>\$400,000.00</b>	<b>\$32,920.02</b>	<b>\$8,486,028.86</b>
<b>Total All Accounts</b>	<b>\$93,927,441.13</b>	<b>\$72,991,902.83</b>	<b>\$5,506,000.00</b>	<b>\$478,769.66</b>	<b>\$161,892,113.62</b>

TexPool investments are considered to be cash equivalents and are maintained at market value.

## Investment Pool Additions and Deletions by Account

### For the Month Ended January, 2008

Account	Balance As Of 12/31/07	Deposits	Withdrawals	Interest	Balance As Of 1/31/08
MBIA-Texas CLASS	\$10,230,478.50			\$37,588.66	\$10,268,067.16
Texpool Prune	5,151,020.37			19,273.94	5,170,294.31
General Fund	16,554,059.19	\$1,143,000.00	\$400,000.00	61,379.94	17,358,439.13
East Montana Enterprise	1,182,959.71			4,265.95	1,187,225.66
East Montana Reserve	88,058.56			317.55	88,376.11
Title IV Operating Fiscal Year 2006	2,933,795.89		16,000.00	10,578.24	2,928,374.13
Juvenile Board State Aid-Grants	322,229.90	400,000.00	67,000.00	1,391.29	656,621.19
Road & Bridge	13,296,650.76		342,000.00	47,343.91	13,001,994.67
County Law Library	402,253.49			1,450.59	403,704.08
Commissary Profit	1,658,320.73			10,000.00	1,654,298.40
Coliseum Tourist Promotion	177,958.56			641.74	178,600.30
County Tourist Promotion	248,725.23		8,000.00	871.62	241,596.85
Fabens' Airport Fund	5,082.77			18.33	5,101.10
Project Care Electric	4,989,282.15			17,992.16	5,007,274.31
County Attorney Commissions	182,605.84			658.51	183,264.35
County Clerk Records Management and Preservation	368,737.68		23,000.00	1,283.21	347,020.89
Sheriff's Lease Fund	16,113.33			58.10	16,171.43
Texas Capital	140,054.93			505.06	140,559.99
Tax Certificates of Obligation, Series 2007A	76,498.51			275.87	76,774.38
G.O. Refund Bonds, Series 2007	339,817.64		1,000.00	1,223.54	340,041.18
Certificates of Obligation, Series 2007	381,113.01			1,374.36	382,487.37
Debt Service-Refunding 98	386,667.60			1,394.39	388,061.99
Debt Service-Certificate of Obligation 1997 A	7,048.28			25.42	7,073.70
Debt Service-Certificate of Obligation 1998	12,223.96			44.08	12,268.04
Debt Service-Refunding 2001	3,086,349.71			11,129.88	3,097,479.59
Debt Service-Certificate of Obligation 2001	81,254.02			293.01	81,547.03
Capital Projects-Courthouse 95	183,018.49			659.99	183,678.48
Capital Projects-Ascarate Park Improvement	77,217.16			278.46	77,495.62
Capital Projects-Ascarate Park Sprinkler	1,442.57			5.20	1,447.77
Capital Projects-Juvenile Administration Building	20,661.20				20,661.20
Capital Projects- Courthouse 98	17,926.89			64.65	17,991.54
Capital Projects- Data Processing Upgrade	25,496.56			91.94	25,588.50
Capital Projects- Capital Improvement Fund	1,843,265.55		114,000.00	6,490.53	1,735,756.08
Capital Projects-County Capital Improvement 2004	165,728.33			597.64	166,325.97
Capital Projects- Capital Projects 2001	10,721,676.59		562,000.00	37,666.45	10,197,343.04
Capital Projects-County Capital Projects 2007	60,080,407.61			216,659.80	60,297,067.41
Debt Service-Certificate of Obligation-2002	34,830.62			125.60	34,956.22
CP River Park	409,083.55			1,475.22	410,558.77
Capital Projects-County Capital-2002	7,712,669.59			27,813.14	7,740,482.73
Capital Projects-County Tax Capital Projects 2007A	9,780,872.21			35,271.43	9,816,143.64
Debt Service-Refunding 2002	872.96			3.15	876.11
Debt Service-Refunding 2002A	11,554.56			41.67	11,596.23
<b>Total For Consolidated Account</b>	<b>\$153,406,084.76</b>	<b>\$1,543,000.00</b>	<b>\$1,543,000.00</b>	<b>\$554,601.89</b>	<b>\$153,960,686.65</b>
<b>Separate Accounts</b>					
Health & Life	\$6,361,256.64			\$22,939.76	\$6,384,196.40
Adult Probation	2,124,772.22			7,662.29	2,132,434.51
<b>Total For Separate Accounts</b>	<b>\$8,486,028.86</b>			<b>\$30,602.05</b>	<b>\$8,516,630.91</b>
<b>Total All Accounts</b>	<b>\$161,892,113.62</b>	<b>\$1,543,000.00</b>	<b>\$1,543,000.00</b>	<b>\$585,203.94</b>	<b>\$162,477,317.56</b>

TexPool investments are considered to be cash equivalents and are maintained at market value.

## Investment Pool Additions and Deletions by Account

### For the Month Ended February, 2008

Account	Balance As Of 1/31/08	Deposits	Withdrawals	Interest	Balance As Of 2/29/08
MBIA-Texas CLASS	\$10,268,067.16			\$29,164.04	\$10,297,231.20
Texpool Prime	5,170,294.31			14,306.81	5,184,601.12
General Fund	17,358,439.13	\$1,627,000.00	\$10,000,000.00	35,839.74	9,021,278.87
East Montana Entorprise	1,187,225.66			3,242.40	1,190,468.06
East Montana Reserve	88,376.11			241.36	88,617.47
Title IV Operating Fiscal Year 2006	2,928,374.13		36,000.00	7,913.32	2,900,287.45
Juvenile Board State Aid-Grants	656,621.19			1,793.28	658,414.47
Road & Bridge	13,001,994.67		10,000,000.00	21,614.05	3,023,608.72
County Law Library	403,704.08			1,102.55	404,806.63
Commissary Profit	1,654,298.40		21,000.00	4,486.21	1,637,784.61
Cotiscum Tourist Promotion	178,600.30			487.78	179,088.08
County Tourist Promotion	241,596.85		14,000.00	636.15	228,233.00
Fabens' Airport Fund	5,101.10			13.93	5,115.03
Project Care Electric	5,007,274.31		4,000,000.00	8,117.09	1,015,391.40
County Attorney Commissions	183,264.35			500.51	183,764.86
County Clerk Records Management and Preservation	347,020.89		39,000.00	929.87	308,950.76
Sheriff's Lease Fund	16,171.43		6,000.00	42.54	10,213.97
Texas Capital	140,559.99			383.88	140,943.87
Tax Certificates of Obligation, Series 2007A	76,774.38			209.68	76,984.06
G.O. Refund Bonds, Series 2007	340,041.18			928.68	340,969.86
Certificates of Obligation, Series 2007	382,487.37		190,000.00	762.10	193,249.47
Debt Service-Refunding 98	388,061.99			1,059.83	389,121.82
Debt Service-Certificate of Obligation 1997 A	7,073.70			19.32	7,093.02
Debt Service-Certificate of Obligation 1998	12,268.04	1,118,818.40		1,697.03	1,132,783.47
Debt Service-Refunding 2001	3,097,479.59		1,935,818.40	5,581.15	1,167,242.34
Debt Service-Certificate of Obligation 2001	81,547.03			222.71	81,769.74
Capital Projects-Courthouse 95	183,678.48			501.64	184,180.12
Capital Projects-Ascarate Park Improvement	77,495.62			211.65	77,707.27
Capital Projects-Ascarate Park Sprinkler	1,447.77			3.95	1,451.72
Capital Projects-Juvenile Administration Building	20,661.20				20,661.20
Capital Projects- Courthouse 98	17,991.54			49.14	18,040.68
Capital Projects- Data Processing Upgrade	25,588.50			69.88	25,658.38
Capital Projects- Capital Improvement Fund	1,735,756.08		120,000.00	4,643.72	1,620,399.80
Capital Projects-County Capital Improvement 2004	166,325.97			454.25	166,780.22
Capital Projects- Capital Projects 2001	10,197,343.04		260,000.00	27,558.35	9,964,901.39
Capital Projects-County Capital Projects 2007	60,297,067.41		50,000,000.00	142,240.69	10,439,308.10
Debt Service-Certificate of Obligation-2002	34,956.22			95.47	35,051.69
CP River Park	410,558.77			1,121.27	411,680.04
Capital Projects-County Capital-2002	7,740,482.73		124,000.00	20,913.00	7,637,395.73
Capital Projects-County Tax Capital Projects 2007A	9,816,143.64			26,808.60	9,842,952.24
Debt Service-Refunding 2002	876.11			2.39	878.50
Debt Service-Refunding 2002A	11,596.23			31.67	11,627.90
<b>Total For Consolidated Account</b>	<b>\$153,960,686.65</b>	<b>\$2,745,818.40</b>	<b>\$76,745,818.40</b>	<b>\$366,001.68</b>	<b>\$80,326,688.33</b>
Separate Accounts					
Health & Life	\$6,384,196.40		\$4,000,000.00	\$11,877.58	\$2,396,073.98
Adult Probation	2,132,434.51		2,000,000.00	3,044.77	135,479.28
<b>Total For Separate Accounts</b>	<b>\$8,516,630.91</b>		<b>\$6,000,000.00</b>	<b>\$14,922.35</b>	<b>\$2,531,553.26</b>
<b>Total All Accounts</b>	<b>\$162,477,317.56</b>	<b>\$2,745,818.40</b>	<b>\$82,745,818.40</b>	<b>\$380,924.03</b>	<b>\$82,858,241.59</b>

TesPool investments are considered to be cash equivalents and are maintained at market value.

## Investment Pool Additions and Deletions by Account For the Month Ended March, 2008

Account	Balance As Of 2/29/08	Deposits	Withdrawals	Interest	Balance As Of 3/31/08
MBIA-Texas CLASS	\$10,297,231.20			\$27,228.10	\$10,324,459.30
Texpool Prime	5,184,601.12			13,752.02	5,198,353.14
General Fund	9,021,278.87	\$343,000.00		23,389.41	9,387,668.28
East Montana Enterprise	1,190,468.06			3,005.19	1,193,473.25
East Montana Reserve	88,617.47			223.70	88,841.17
Title IV Operating Fiscal Year 2006	2,900,287.45			7,321.43	2,907,608.88
Juvenile Board State Aid-Grants	658,414.47			1,662.08	660,076.55
Road & Bridge	3,023,608.72			7,632.73	3,031,241.45
County Law Library	404,806.63			1,021.88	405,828.51
Commissary Profit	1,637,784.61			4,134.39	1,641,919.00
Coliseum Tourist Promotion	179,088.08			452.08	179,540.16
County Tourist Promotion	228,233.00		\$21,000.00	559.45	207,792.45
Fabons' Airport Fund	5,115.03			12.91	5,127.94
Project Care Electric	1,015,391.40			2,563.24	1,017,954.64
County Allorney Commissions	183,764.86			463.89	184,228.75
County Clerk Records Management and Preservation	308,950.76			779.90	309,730.66
Sheriff's Lease Fund	10,213.97		7,000.00	13.84	3,227.81
Texas Capital	140,943.87		43,000.00	285.65	98,229.52
Tax Certificates of Obligation, Series 2007A	76,984.06			194.34	77,178.40
G.O. Refund Bonds, Series 2007	340,969.86			860.74	341,830.60
Certificates of Obligation, Series 2007	193,249.47			487.83	193,737.30
Debt Service-Refunding 98	389,121.82			982.29	390,104.11
Debt Service-Certificate of Obligation 1997 A	7,093.02			17.91	7,110.93
Debt Service-Certificate of Obligation 1998	1,132,783.47			2,859.57	1,135,643.04
Debt Service-Refunding 2001	1,167,242.34			2,946.56	1,170,188.90
Debt Service-Certificate of Obligation 2001	81,769.74			206.42	81,976.16
Capital Projects-Courthouse 95	184,180.12			464.94	184,645.06
Capital Projects-Ascarate Park Improvement	77,707.27			196.16	77,903.43
Capital Projects-Ascarate Park Sprinkler	1,451.72			3.66	1,455.38
Capital Projects-Juvenile Administration Building	20,661.20				20,661.20
Capital Projects- Courthouse 98	18,040.68			45.54	18,086.22
Capital Projects- Data Processing Upgrade	25,658.38			64.77	25,723.15
Capital Projects- Capital Improvement Fund	1,620,399.80		5,000.00	4,131.42	1,619,531.22
Capital Projects-County Capital Improvement 2004	166,780.22			421.02	167,201.24
Capital Projects- Capital Projects 2001	9,964,901.39		70,000.00	25,023.33	9,919,924.72
Capital Projects-County Capital Projects 2007	10,439,308.10			26,352.76	10,465,660.86
Debt Service-Certificate of Obligation-2002	35,051.69			88.48	35,140.17
CP River Park	411,680.04			1,039.24	412,719.28
Capital Projects-County Capital-2002	7,637,395.73		197,000.00	18,905.26	7,459,300.99
Capital Projects-County Tax Capital Projects 2007A	9,842,952.24			24,847.33	9,867,799.57
Debt Service-Refunding 2002	878.50			2.22	880.72
Debt Service-Refunding 2002A	11,627.90			29.35	11,657.25
<b>Total For Consolidated Account</b>	<b>\$80,326,688.33</b>	<b>\$343,000.00</b>	<b>\$343,000.00</b>	<b>\$204,673.03</b>	<b>\$80,531,361.36</b>
<b>Separate Accounts</b>					
Health & Life	\$2,396,073.98			\$6,048.60	\$2,402,122.58
Adult Probation	135,479.28			342.02	135,821.30
<b>Total For Separate Accounts</b>	<b>\$2,531,553.26</b>			<b>\$6,390.62</b>	<b>\$2,537,943.88</b>
<b>Total All Accounts</b>	<b>\$82,858,241.59</b>	<b>\$343,000.00</b>	<b>\$343,000.00</b>	<b>\$211,063.65</b>	<b>\$83,069,305.24</b>

TexPool investments are considered to be cash equivalents and are maintained at market value.