



COUNTY OF EL PASO  
OFFICE OF THE COUNTY AUDITOR

EDWARD A. DION, CPA, CIO  
COUNTY AUDITOR  
edion@epcounty.com  
www.epcounty.com/auditor

County Administrative Offices  
800 East Overland Street, Rm. 406  
EL PASO, TEXAS 79901-2407  
(915) 546-2040  
(915) 546-8172 FAX

07-53

July 30, 2013

The Honorable Delia Briones  
County Clerk  
Room 105, County Courthouse Building  
500 East San Antonio  
El Paso, Texas 79901

Dear Mrs. Briones:

It would be appreciated if you would place the following item on the consent agenda for the commissioners court meeting to be conducted on Monday, August 5, 2013:

Pursuant to the *Texas Government Code, Title 10, § 2256.003*, please accept the attached investment report for the quarter ended June 30, 2013.

Your assistance with this agenda item will be appreciated.

Very truly yours,

A handwritten signature in black ink that reads "Edward A. Dion".

Edward A. Dion  
County Auditor

EAD:JU:ya

Attachment

cc: The Honorable Veronica Escobar, County Judge  
The Honorable Carlos Leon, County Commissioner  
The Honorable Sergio Lewis, County Commissioner  
The Honorable Vincent Perez, County Commissioner  
Mrs. Lee Shapleigh, Assistant County Attorney



COMMISSIONERS COURT  
COMMUNICATION

AGENDA DATE: August 5, 2013

CONSENT OR REGULAR: Regular

CONTRACT REFERENCE NO N/A  
(IF APPLICABLE):

**SUBJECT:**

Investment report for the quarter ended June 30, 2013 to include all investments in Texpool, Texpool Prime, and Cash held in the bank. This report also includes the fiscal year to date history.

**BACKGROUND/DISCUSSION OF TOPIC:** To include statutory requirement, operational impact, legal impact, or performance goal.

Pursuant to the Texas government Code, Title 10, § 2256.003, please accept the attached investment report for the quarter ended June 30, 2013.

**FISCAL IMPACT:**

None

**PRIOR COMMISSIONERS COURT ACTION (IF ANY):**

None

**RECOMMENDATION:**

Accept and approve report as submitted.

**COUNTY ATTORNEY APPROVAL**

The attached document has been given legal review by the El Paso county Attorney's Office on behalf of the County of El Paso, its officers and employees. Said legal review should not be relied upon by any person or entity other than the County of El Paso, its officers, and employees.

COUNTY ATTORNEY:

LEGAL REVIEW:

LEGAL REVIEW NOTES (If Applicable):

DATE:

**SUBMITTED BY:**

Edward A. Dion, County Auditor, 915-546-2040



# **Quarterly Investment Report**



**For the period ended June, 2013  
(Unaudited)**

**Prepared by: Edward A. Dion, County Auditor  
800 East Overland, Room 406  
El Paso, Texas 79901-2421  
(915)546-2040**

## Table of Contents

Transmittal Letter.....	1
Investment Portfolio All Funds.....	4
Investment Portfolio General Fund.....	5
Total Investment at Market Value	
As of October 31, 2012, Fund and Type.....	6
As of November 30, 2012, Fund and Type.....	7
As of December 31, 2012, Fund and Type.....	8
As of January 31, 2013, Fund and Type.....	9
As of February 28, 2013, Fund and Type.....	10
As of March 31, 2013, Fund and Type.....	11
As of April 30, 2013, Fund and Type.....	12
As of May 31, 2013, Fund and Type.....	13
As of June 30, 2013, Fund and Type.....	14
Investment Maturity Summary.....	15
Investment Yield Rates.....	16
Three month Treasury Benchmark vs. Portfolio.....	16
Cash Balances by Fund	
For the Month Ended October 31, 2012.....	17
For the Month Ended November 30, 2012.....	17
For the Month Ended December 31, 2012.....	17
For the Month Ended January 31, 2013.....	18
For the Month Ended February 28, 2013.....	18
For the Month Ended March 31, 2013.....	18
For the Month Ended April 30, 2013.....	19
For the Month Ended May 31, 2013.....	19
For the Month Ended June 30, 2013.....	19
TexPool Addition and Deletions by Fund	
For the Quarter Ended December 31, 2012.....	20
For the Quarter Ended March 31, 2013.....	20
For the Quarter Ended June 30, 2013.....	20
TexPool Addition and Deletions by Fund	
For the Month Ended October 31, 2012.....	21
For the Month Ended November 30, 2012.....	21
For the Month Ended December 31, 2012.....	21
For the Month Ended January 31, 2013.....	22
For the Month Ended February 28, 2013.....	22
For the Month Ended March 31, 2013.....	22
For the Month Ended April 30, 2013.....	23
For the Month Ended May 31, 2013.....	23
For the Month Ended June 30, 2013.....	23
TexPool Additions and Deletions by Account	
For the Month Ended October 31, 2012.....	24
For the Month Ended November 30, 2012.....	25
For the Month Ended December 31, 2012.....	26
For the Month Ended January 31, 2013.....	27
For the Month Ended February 28, 2013.....	28
For the Month Ended March 31, 2013.....	29
For the Month Ended April 30, 2013.....	30
For the Month Ended May 31, 2013.....	31
For the Month Ended June 30, 2013.....	32



COUNTY OF EL PASO  
OFFICE OF THE COUNTY AUDITOR

EDWARD A. DION, CPA, CIO  
COUNTY AUDITOR

[edion@epcounty.com](mailto:edion@epcounty.com)  
[www.epcounty.com/auditor](http://www.epcounty.com/auditor)

07-59

County Administrative Offices  
800 East Overland Street, Rm. 406  
EL PASO, TEXAS 79901-2407  
(915) 546-2040  
(915) 546-8172 FAX

July 30, 2013

The Honorable Veronica Escobar  
County Judge  
and County Commissioners  
County of El Paso  
Room 301 County Courthouse Building  
500 East San Antonio Street  
El Paso, Texas 79901

Dear County Judge and Commissioners:

A report of investment transactions for the quarter and the nine fiscal months ended June 30, 2013 is submitted herewith. All investments have been made in compliance with the County's investment policy and pursuant to *Texas Government Code, Title 10, § 2256.023*. TexPool, an investment pool authorized under *Texas Government Code, Title 10, § 2256.016* and managed by Federated Investors, Incorporated, has affirmed adherence to the County's investment policy and the provisions of the *Texas Government Code, Title 10, § 2256.023 (8) (a) and (b)*.

Detailed summaries of the County's investments for October 1, 2012 through June 30, 2013 are attached. The County's combined investment portfolio including cash had an October 1, 2012 book value of \$232,681,950 and a June 30, 2013 book value of \$251,126,138. General fund investments, including cash, as of June 30, 2013 totaled \$82,576,417 compared to June 30, 2012 of \$75,581,997, an increase of \$6,994,420 or 9.3 percent from the prior year. For the nine months-ended June 30, 2013, general fund revenues totaled \$187,320,648 and expenditures totaled \$160,134,436 resulting in revenues exceeding expenditures by \$27,186,212.

The combined investment portfolio, including cash balances, had the following book and fair market values for each of the months from October 31, 2012 through June 30, 2013.

Months	Book Values	Fair Market Values
October 31, 2012	\$215,552,813	\$215,680,783
November 30, 2012	\$212,131,077	\$212,240,854
December 31, 2012	\$254,024,152	\$254,146,194
January 31, 2013	\$278,273,967	\$278,417,815
February 28, 2013	\$296,035,978	\$296,184,492
March 31, 2013	\$287,687,968	\$287,839,811

The Honorable Veronica Escobar  
 County Judge  
 and County Commissioners  
 July 30, 2013

April 30, 2013	\$275,976,693	\$276,137,413
May 31, 2013	\$261,217,048	\$261,364,298
June 30, 2013	\$251,126,138	\$251,147,092

From October 1, 2012 through June 30, 2013, the County had additions to the investment portfolio from purchases of investments totaling \$3,850,780 and deletions from maturities of investments totaling \$5,350,780 at market values.

The portfolio interest for TexPool, TexPool Prime, and cash by quarter and year-to-date are presented below:

Quarter	Investment Pools	Cash	Total
First Quarter	\$18,650	\$341,140	\$359,790
Second Quarter	11,829	432,376	444,205
Third Quarter	9,416	319,508	328,924
Year to Date	\$39,895	\$1,093,024	\$1,132,919

The Weighted Average Maturity (WAM) is the sum of the number days to maturity of each security times the book value for the security for all investments divided by the combined book value of the portfolio. The Net Asset Value (NAV) is the market value of the portfolio divided by the book value of the portfolio. The Weighted Average Yield (WAY) is the sum of the purchase yield times the par value for each security divided by the sum of the par values for each security. The Portfolio Yield (PY) is the sum of the market yields at the end of the month, times the par value for each security divided by the sum of the par values for each security, which are shown below by month.

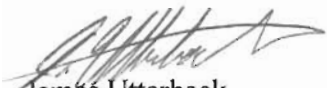
Month	WAM	NAV	WAY	PY
October 31, 2012	1.00	1.0006	.6253%	.6253%
November 30, 2012	1.00	1.0005	.6213%	.6213%
December 31, 2012	1.00	1.0005	.6410%	.6410%
January 31, 2013	1.00	1.0005	.6419%	.6419%
February 28, 2013	1.00	1.0005	.6475%	.6475%
March 31, 2013	1.00	1.0005	.6466%	.6466%
April 30, 2013	1.00	1.0006	.6416%	.6416%
May 31, 2013	1.00	1.0006	.6331%	.6331%
June 30, 2013	1.00	1.0001	.0935%	.0935%

As of June 30, 2013, the Federal Funds rate remains at 0.25 percent and the Discount rate remains at 0.75 percent. The June 2013 average interest rate was .0878 percent for TexPool Prime.

Honorable Veronica Escobar  
County Judge  
and County Commissioners  
July 30, 2013

TexPool's average monthly interest rate decreased from a June 2012 yield of .1395 percent to a June 2013 yield of .0576 percent, a decrease in yield of .0819 percent. The Inter National Bank's average monthly interest rate in June 2013 is .0999 percent. This interest rate changed in June 2013 from .7474% to .0999%, a decrease of .6475% or 86.63%. The County's invested principal, including cash, for June 2013 was \$251,126,138, compared to the June 2012 principal of \$152,737,686. Interest for the nine months ended June 30, 2013 was \$1,132,919 when compared to \$686,103 for the nine months ended June 2012, an increase of \$446,815 or 65.12 percent. The County benchmarks portfolio performance against a moving average securities benchmark consisting of the market yields on the 90-day Treasury bill for the first of each month. Based on the County's current investment structure, the portfolio yield has, on average exceeded the benchmark rate by 51 basis points.

If you have any questions concerning this information, please contact Mr. James Utterback, cash management and debt service supervisor, at extension 3267 or me.



James Utterback  
Cash Management  
Supervisor

Laura A. Martinez  
Investment Analyst

Very truly yours,




Edward A. Dion  
County Auditor

EAD:JU:ya

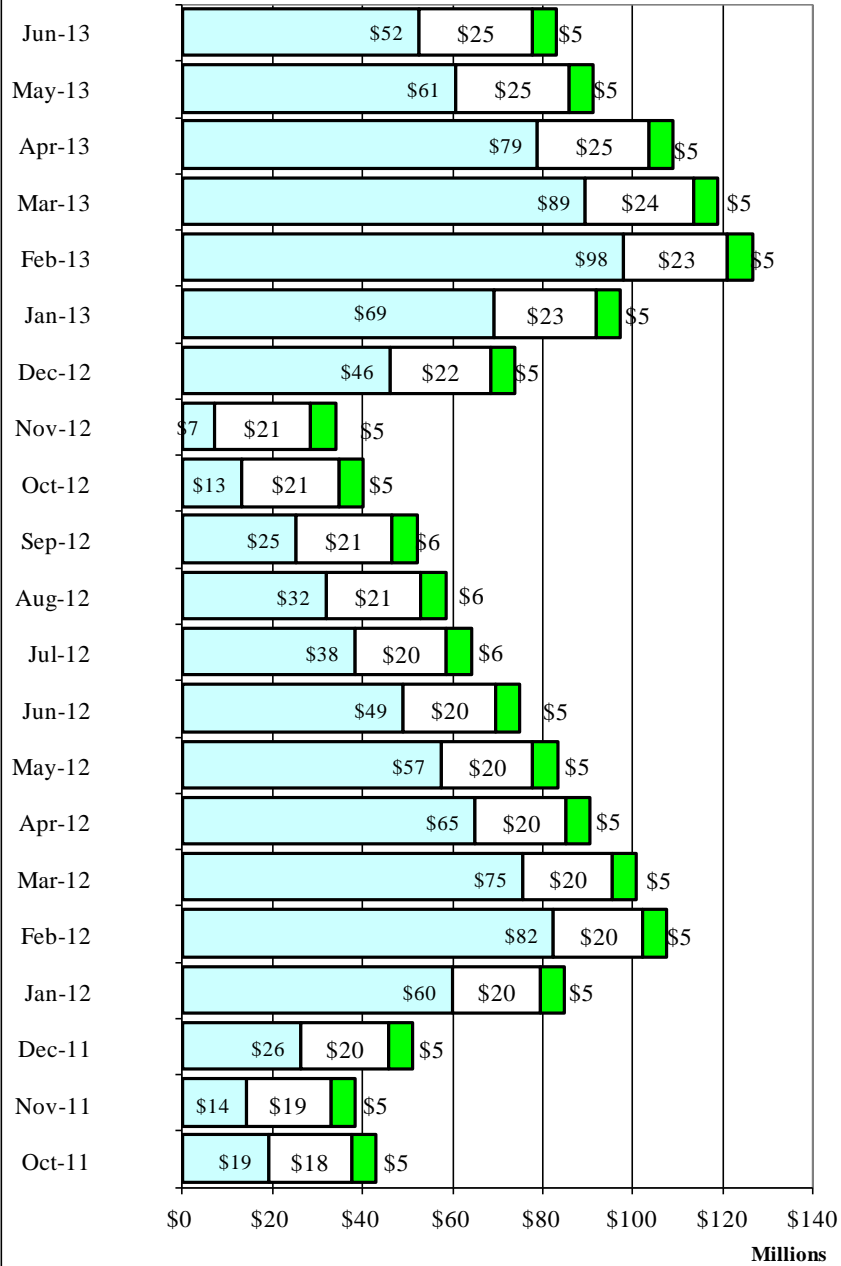
Attachments

cc: The Honorable Jo Anne Bernal, County Attorney  
Mrs. Lee Shapleigh, Assistant County Attorney

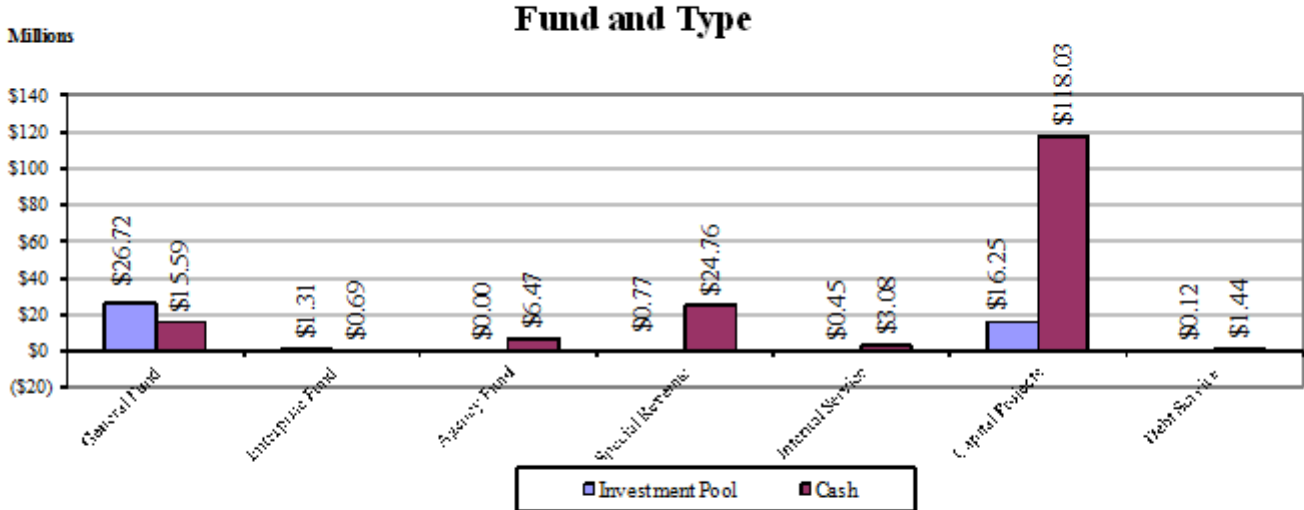
# Investment Portfolio All Funds



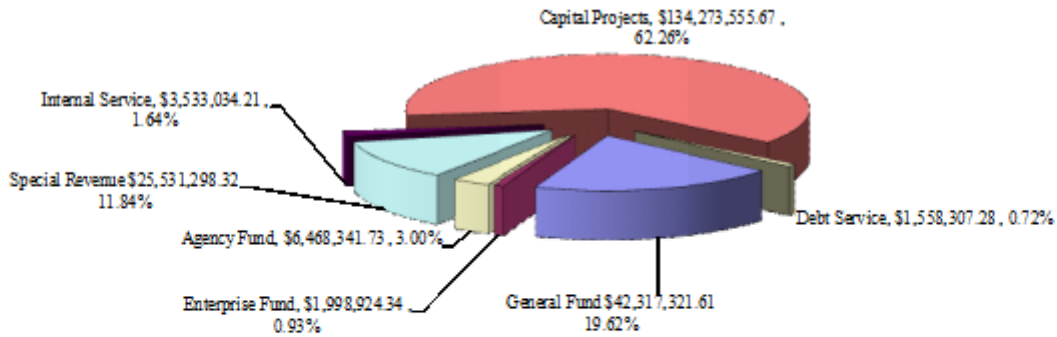
# Investment Portfolio General Fund



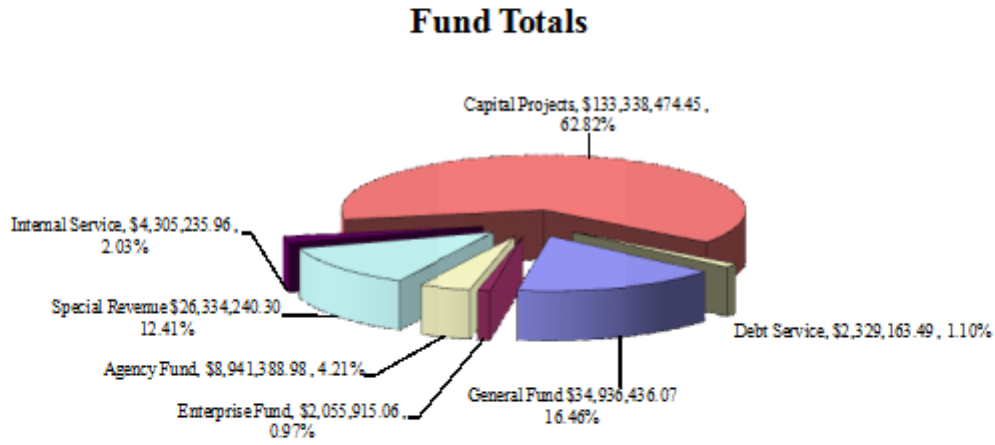
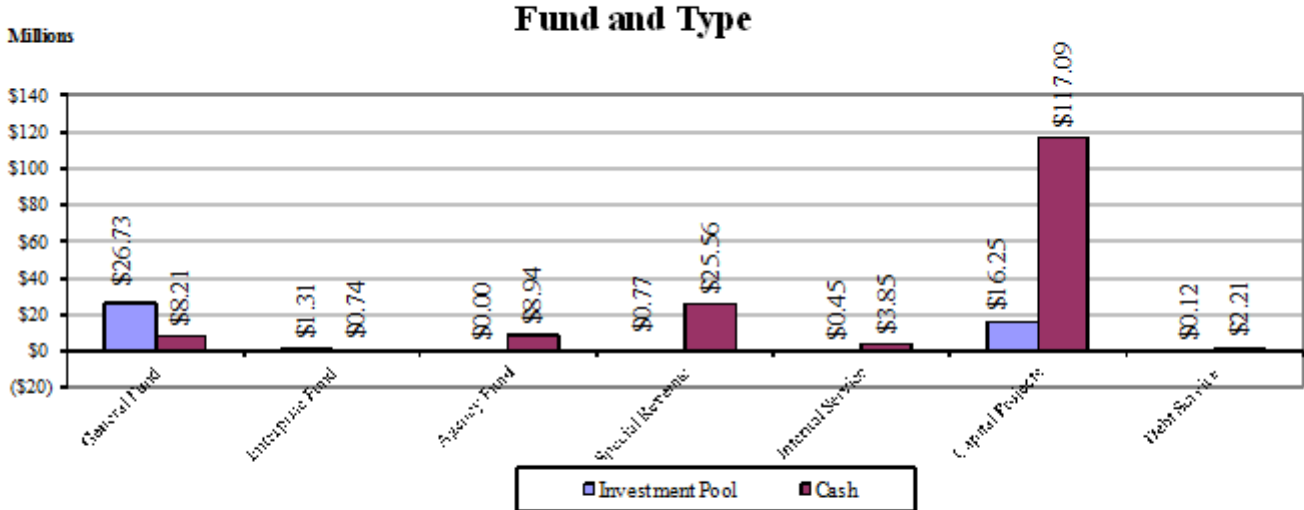
## Total Investments at Market Value as of October 31, 2012



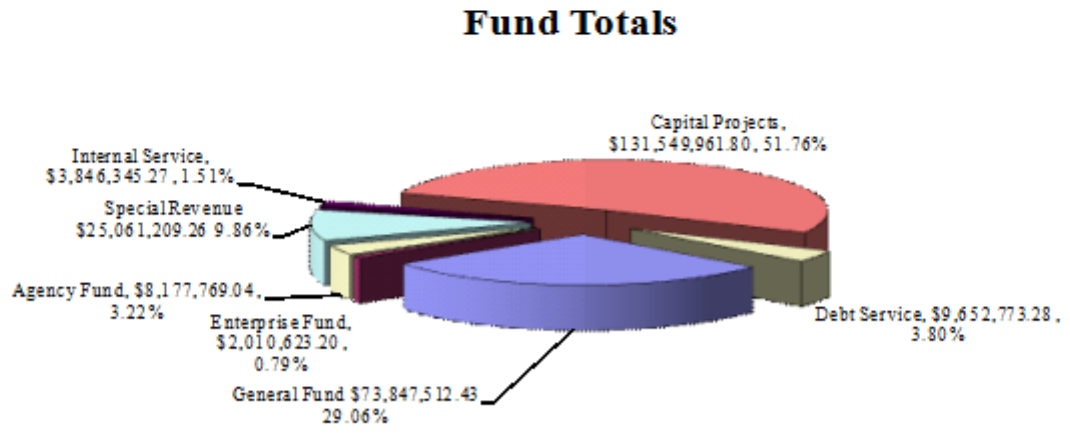
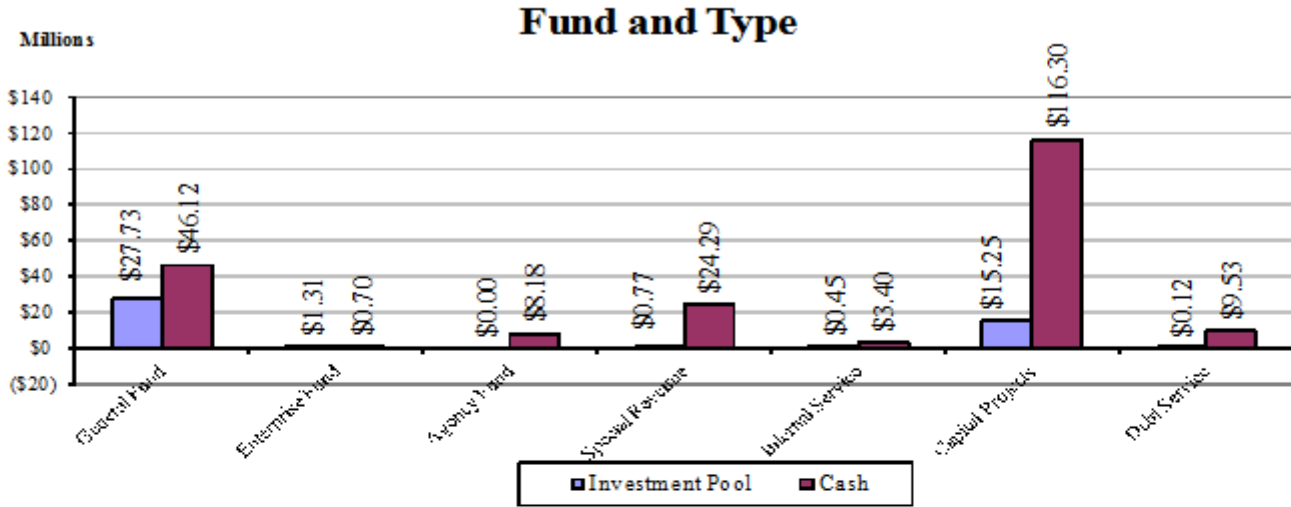
### Fund Totals



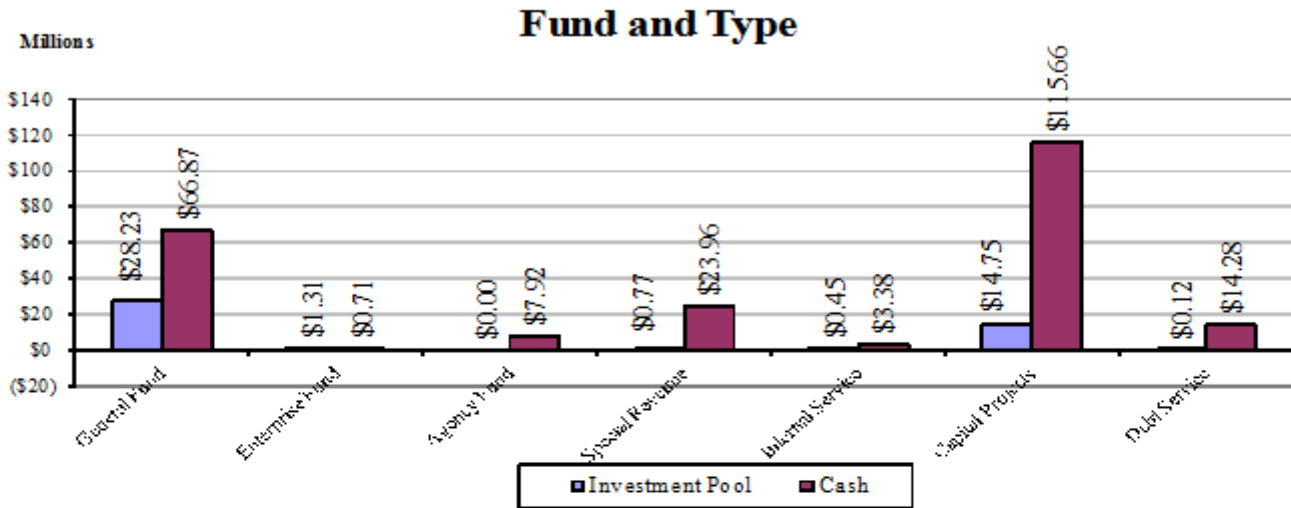
## Total Investments at Market Value as of November 30, 2012



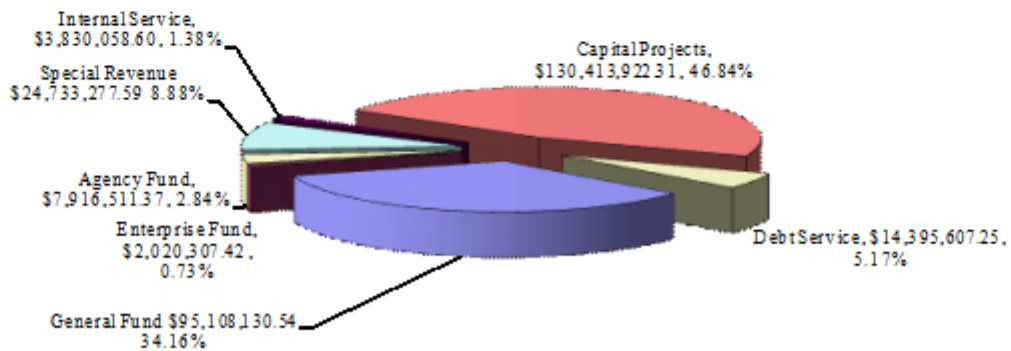
## Total Investments at Market Value as of December 31, 2012



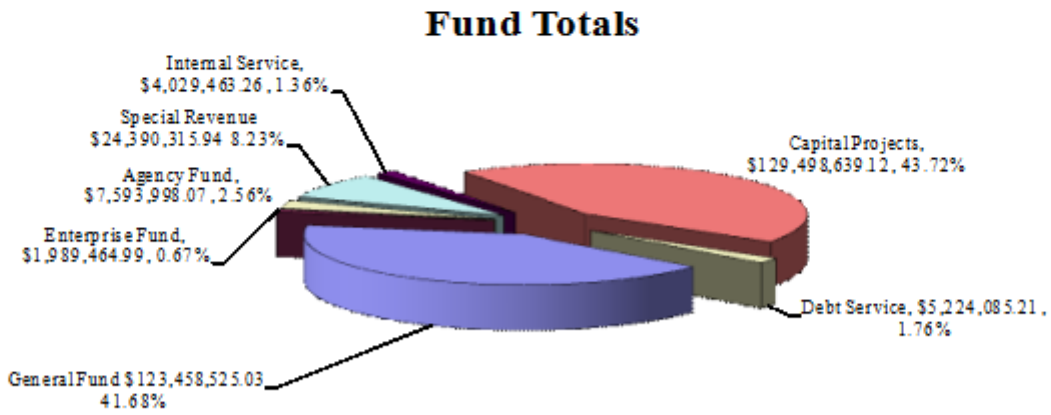
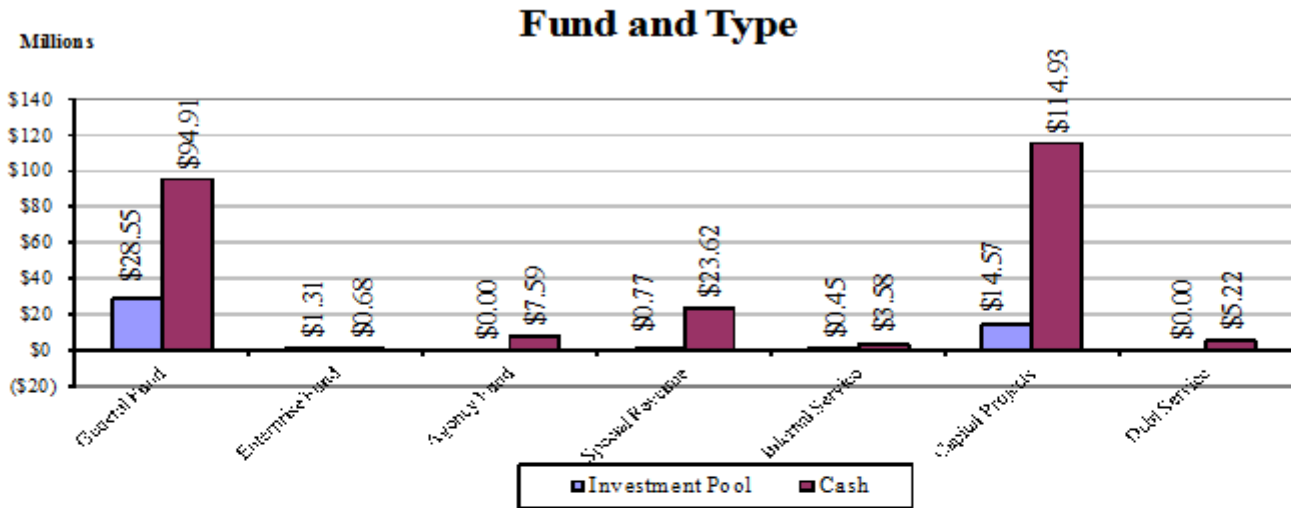
## Total Investments at Market Value as of January 31, 2013



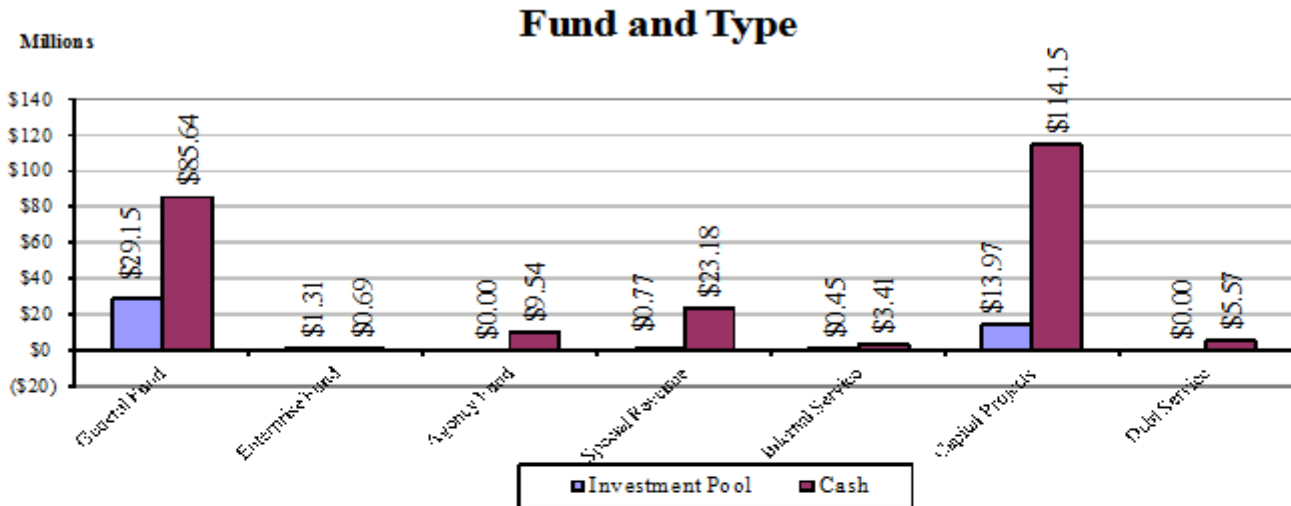
### Fund Totals



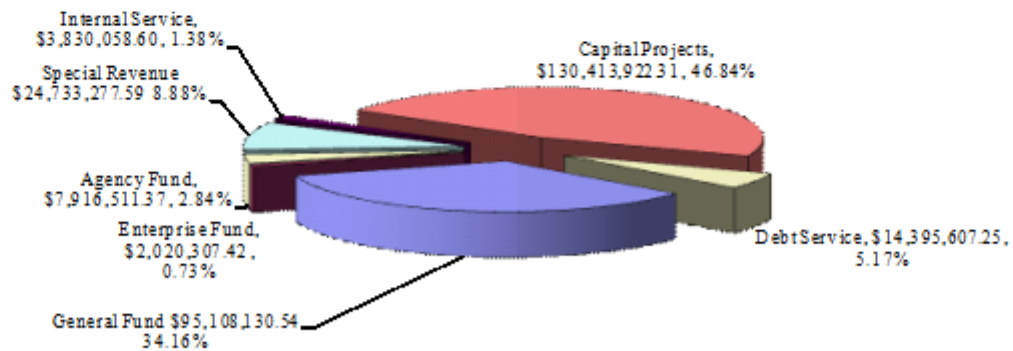
## Total Investments at Market Value as of February 28, 2013



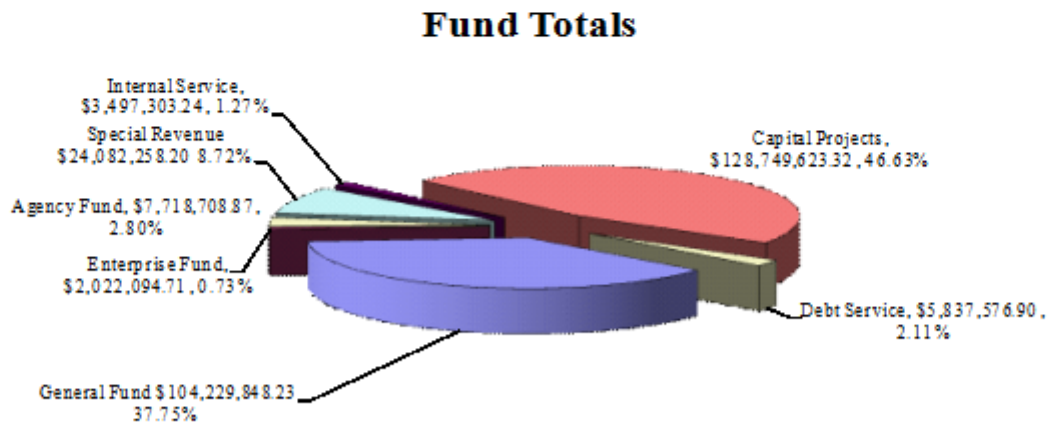
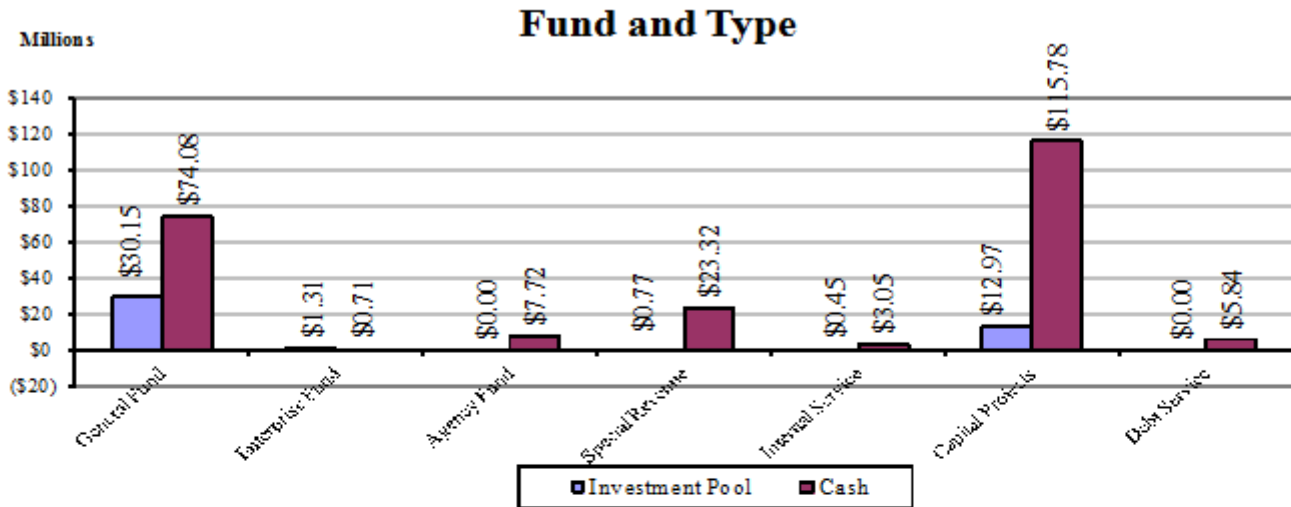
## Total Investments at Market Value as of March 31, 2013



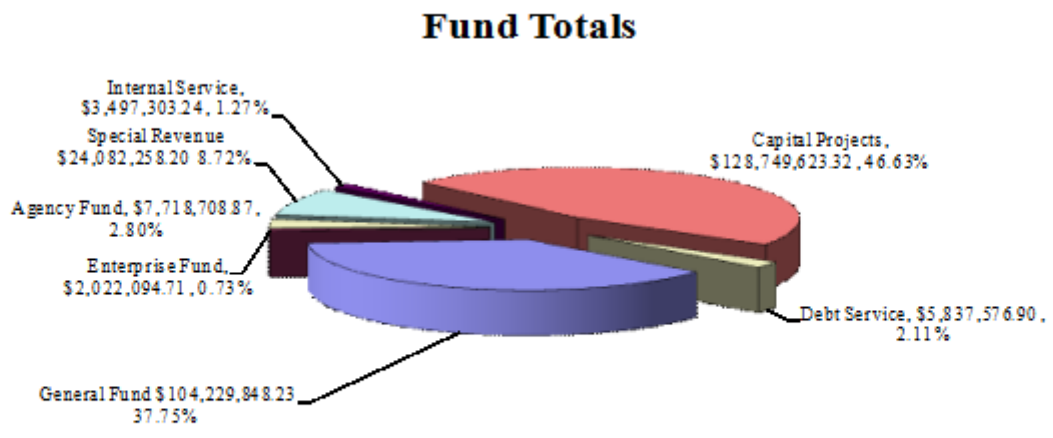
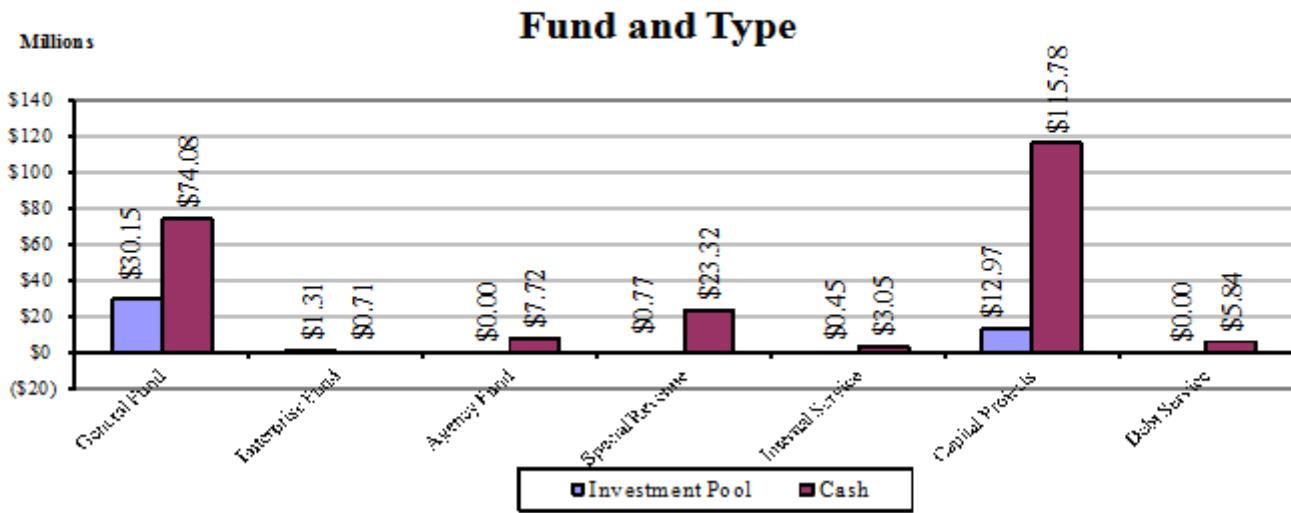
### Fund Totals



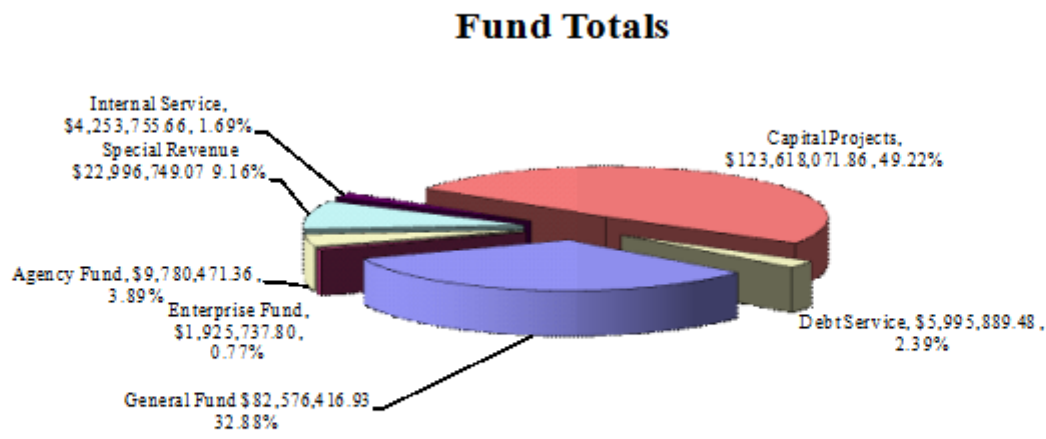
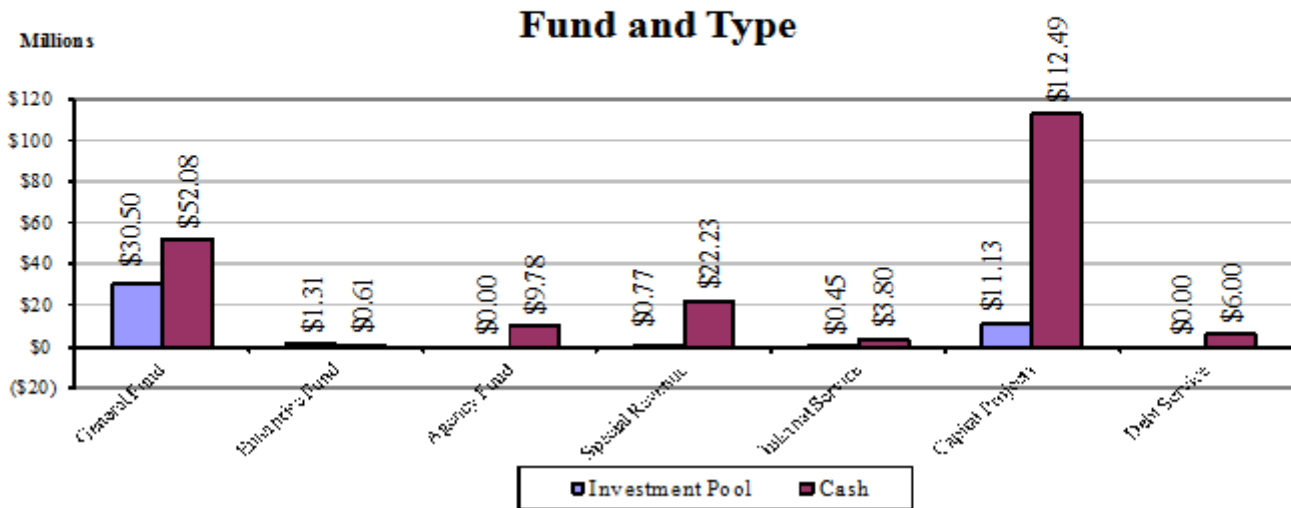
## Total Investments at Market Value as of April 30, 2013



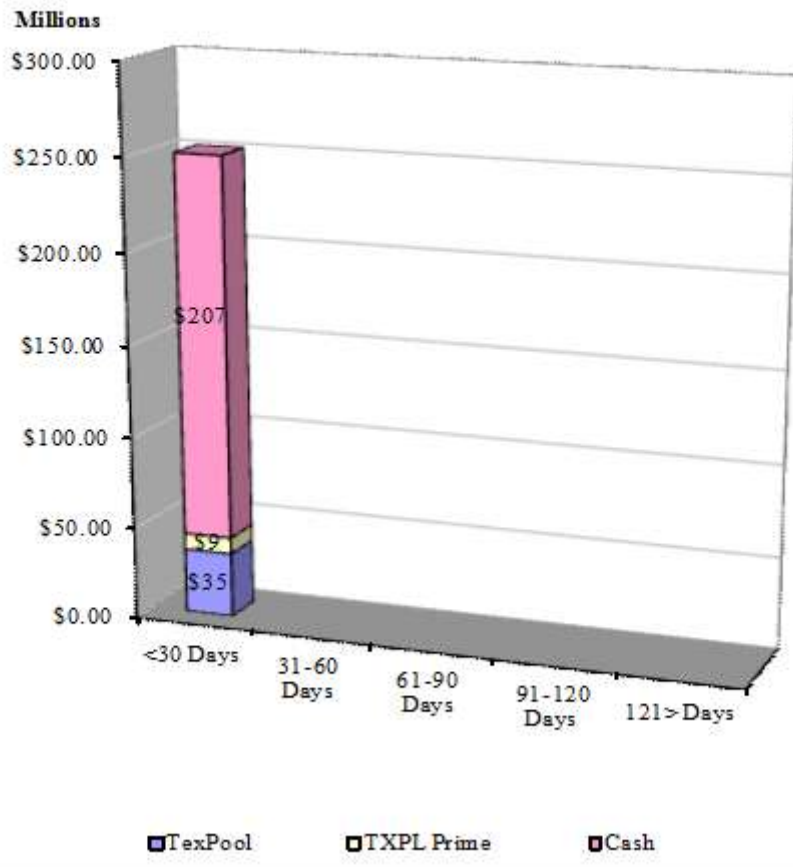
## Total Investments at Market Value as of May 31, 2013



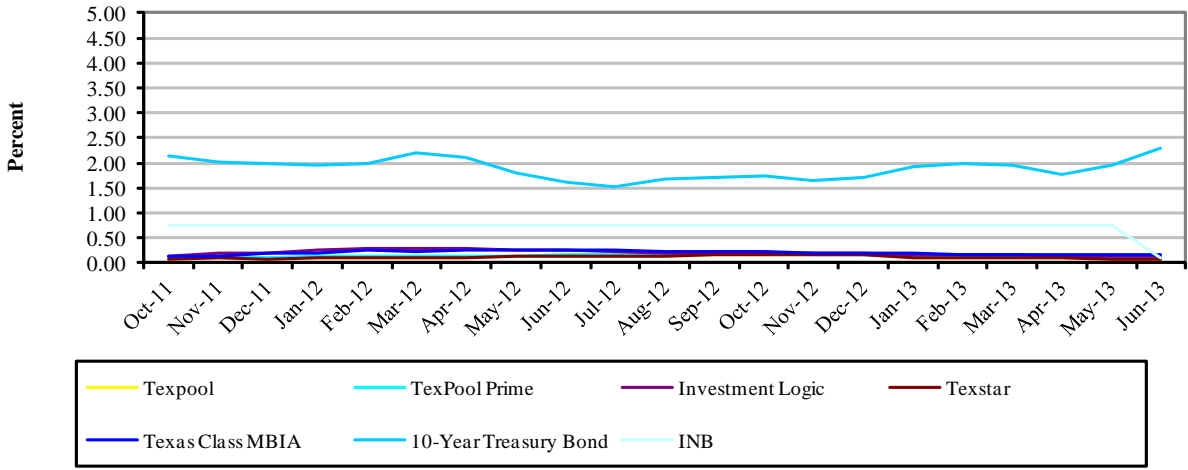
## Total Investments at Market Value as of June 30, 2013



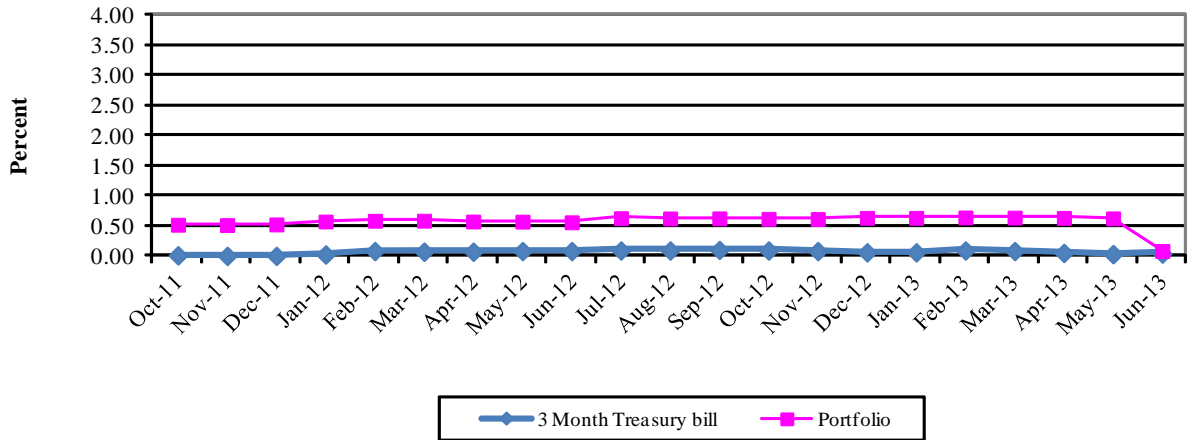
### Investment Maturity Summary



### Investment Yield Rates For the Quarter Ended June 30, 2013



### Three Month Treasury Benchmark vs. Portfolio



## Cash Balances By Fund For the Month Ended October 31, 2012

<b>Fund</b>	<b>Beginning Balance</b>	<b>Receipts</b>	<b>Disbursements</b>	<b>Ending Balance</b>
General Fund	\$25,554,022.59	\$9,053,969.88	\$19,015,217.58	\$15,592,774.89
Special Revenue	27,032,770.01	1,694,978.31	2,351,718.14	26,376,030.18
Special Revenue - Grants	(249,686.14)	2,173,517.76	3,539,988.53	(1,616,156.91)
Enterprise Fund	857,053.13	71,560.44	243,508.61	685,104.96
Agency Funds	8,182,366.41	17,770,270.30	19,484,294.98	6,468,341.73
Internal Service	3,691,734.20	1,451,425.99	2,060,424.65	3,082,735.54
Debt Service	1,195,497.11	244,543.31	-	1,440,040.42
Capital Projects	120,799,296.20	180,627.91	2,953,510.97	118,026,413.14
<b>Total All Accounts</b>	<b>\$187,063,053.51</b>	<b>\$32,640,893.90</b>	<b>\$49,648,663.46</b>	<b>\$170,055,283.95</b>

## Cash Balances By Fund For the Month Ended November 30, 2012

<b>Fund</b>	<b>Beginning Balance</b>	<b>Receipts</b>	<b>Disbursements</b>	<b>Ending Balance</b>
General Fund	\$15,592,774.89	\$16,062,727.47	\$23,447,137.57	\$8,208,364.79
Special Revenue	26,376,030.18	1,324,487.89	1,860,826.01	25,839,692.06
Special Revenue - Grants	(1,616,156.91)	4,564,192.96	3,225,012.02	(276,975.97)
Enterprise Fund	685,104.96	69,117.87	12,296.05	741,926.78
Agency Funds	6,468,341.73	29,262,524.70	26,789,477.45	8,941,388.98
Internal Service	3,082,735.54	2,100,899.42	1,328,755.57	3,854,879.39
Debt Service	1,440,040.42	770,841.01	-	2,210,881.43
Capital Projects	118,026,413.14	103,051.53	1,040,305.93	117,089,158.74
<b>Total All Accounts</b>	<b>\$170,055,283.95</b>	<b>\$54,257,842.85</b>	<b>\$57,703,810.60</b>	<b>\$166,609,316.20</b>

## Cash Balances By Fund For the Month Ended December 31, 2012

<b>Fund</b>	<b>Beginning Balance</b>	<b>Receipts</b>	<b>Disbursements</b>	<b>Ending Balance</b>
General Fund	\$8,208,364.79	\$57,235,609.10	\$19,328,094.39	\$46,115,879.50
Special Revenue	25,839,692.06	844,524.77	2,567,023.60	24,117,193.23
Special Revenue - Grants	(276,975.97)	3,831,221.91	3,381,852.77	172,393.17
Enterprise Fund	741,926.78	67,297.89	112,757.78	696,466.89
Agency Funds	8,941,388.98	17,427,673.87	18,191,293.81	8,177,769.04
Internal Service	3,854,879.39	1,384,222.21	1,843,170.51	3,395,931.09
Debt Service	2,210,881.43	7,323,594.66	-	9,534,476.09
Capital Projects	117,089,158.74	1,078,183.01	1,868,802.84	116,298,538.91
<b>Total All Accounts</b>	<b>\$166,609,316.20</b>	<b>\$89,192,327.42</b>	<b>\$47,292,995.70</b>	<b>\$208,508,647.92</b>

## Cash Balances By Fund

**For the Month Ended January 31, 2013**

Fund	Beginning Balance	Receipts	Disbursements	Ending Balance
General Fund	\$46,115,879.50	\$38,088,273.55	\$17,330,212.11	\$66,873,940.94
Special Revenue	24,117,193.23	2,380,113.17	2,329,510.49	24,167,795.91
Special Revenue - Grants	172,393.17	2,932,819.31	3,311,308.71	(206,096.23)
Enterprise Fund	696,466.89	66,705.07	57,130.95	706,041.01
Agency Funds	8,177,769.04	18,301,217.63	18,562,475.30	7,916,511.37
Internal Service	3,395,931.09	1,617,594.54	1,633,918.90	3,379,606.73
Debt Service	9,534,476.09	4,742,824.06	-	14,277,300.15
Capital Projects	116,298,538.91	573,022.25	1,210,421.77	115,661,139.39
<b>Total All Accounts</b>	<b>\$208,508,647.92</b>	<b>\$68,702,569.58</b>	<b>\$44,434,978.23</b>	<b>\$232,776,239.27</b>

## Cash Balances By Fund

**For the Month Ended February 28, 2013**

Fund	Beginning Balance	Receipts	Disbursements	Ending Balance
General Fund	\$66,873,940.94	\$45,768,460.36	\$17,730,514.23	\$94,911,887.07
Special Revenue	24,167,795.91	1,859,653.90	1,758,311.06	24,269,138.75
Special Revenue - Grants	(206,096.23)	1,647,881.24	2,087,240.97	(645,455.96)
Enterprise Fund	706,041.01	62,768.16	93,704.83	675,104.34
Agency Funds	7,916,511.37	18,356,028.97	18,678,542.27	7,593,998.07
Internal Service	3,379,606.73	1,572,043.99	1,372,671.57	3,578,979.15
Debt Service	14,277,300.15	5,411,635.08	14,464,850.02	5,224,085.21
Capital Projects	115,661,139.39	529,977.07	1,259,405.97	114,931,710.49
<b>Total All Accounts</b>	<b>\$232,776,239.27</b>	<b>\$75,208,448.77</b>	<b>\$57,445,240.92</b>	<b>\$250,539,447.12</b>

## Cash Balances By Fund

**For the Month Ended March 31, 2013**

Fund	Beginning Balance	Receipts	Disbursements	Ending Balance
General Fund	\$94,911,887.07	\$9,636,927.10	\$18,907,591.48	\$85,641,222.69
Special Revenue	24,269,138.75	1,479,050.51	2,905,525.81	22,842,663.45
Special Revenue - Grants	(645,455.96)	3,305,415.77	2,322,617.75	337,342.06
Enterprise Fund	675,104.34	75,477.74	55,801.92	694,780.16
Agency Funds	7,593,998.07	20,699,990.88	18,757,801.01	9,536,187.94
Internal Service	3,578,979.15	1,480,249.43	1,645,648.77	3,413,579.81
Debt Service	5,224,085.21	350,716.47	-	5,574,801.68
Capital Projects	114,931,710.49	666,844.29	1,448,696.06	114,149,858.72
<b>Total All Accounts</b>	<b>\$250,539,447.12</b>	<b>\$37,694,672.19</b>	<b>\$46,043,682.80</b>	<b>\$242,190,436.51</b>

## Cash Balances By Fund

### For the Month Ended April 30, 2013

Fund	Beginning Balance	Receipts	Disbursements	Ending Balance
General Fund	\$85,641,222.69	\$6,992,107.10	\$18,555,407.53	\$74,077,922.26
Special Revenue	22,842,663.45	1,347,661.43	1,795,372.11	22,394,952.77
Special Revenue - Grants	337,342.06	2,904,256.87	2,321,059.18	920,539.75
Enterprise Fund	694,780.16	69,763.60	57,036.99	707,506.77
Agency Funds	9,536,187.94	17,993,897.83	19,811,376.90	7,718,708.87
Internal Service	3,413,579.81	1,498,865.19	1,865,703.76	3,046,741.24
Debt Service	5,574,801.68	262,775.22	-	5,837,576.90
Capital Projects	114,149,858.72	4,868,007.35	3,237,819.27	115,780,046.80
<b>Total All Accounts</b>	<b>\$242,190,436.51</b>	<b>\$35,937,334.59</b>	<b>\$47,643,775.74</b>	<b>\$230,483,995.36</b>

## Cash Balances By Fund

### For the Month Ended May 31, 2013

Fund	Beginning Balance	Receipts	Disbursements	Ending Balance
General Fund	\$74,077,922.26	\$13,361,602.96	\$26,209,987.24	\$61,229,537.98
Special Revenue	22,394,952.77	1,709,414.14	1,663,450.22	22,440,916.69
Special Revenue - Grants	920,539.75	2,765,177.31	3,038,252.11	647,464.95
Enterprise Fund	707,506.77	70,748.15	58,465.84	719,789.08
Agency Funds	7,718,708.87	27,512,776.16	27,337,172.28	7,894,312.75
Internal Service	3,046,741.24	2,169,326.26	1,470,731.38	3,745,336.12
Debt Service	5,837,576.90	117,350.25	-	5,954,927.15
Capital Projects	115,780,046.80	1,412,163.05	3,116,660.83	114,075,549.02
<b>Total All Accounts</b>	<b>\$230,483,995.36</b>	<b>\$49,118,558.28</b>	<b>\$62,894,719.90</b>	<b>\$216,707,833.74</b>

## Cash Balances By Fund

### For the Month Ended June 30, 2013

Fund	Beginning Balance	Receipts	Disbursements	Ending Balance
General Fund	\$61,229,537.98	\$9,999,399.83	\$19,148,367.95	\$52,080,569.86
Special Revenue	22,440,916.69	1,065,251.75	1,385,251.80	22,120,916.64
Special Revenue - Grants	647,464.95	2,107,535.00	2,646,016.09	108,983.86
Enterprise Fund	719,789.08	71,294.44	180,075.76	611,007.76
Agency Funds	7,894,312.75	21,115,973.52	19,229,814.91	9,780,471.36
Internal Service	3,745,336.12	1,506,112.31	1,448,303.52	3,803,144.91
Debt Service	5,954,927.15	40,962.33	-	5,995,889.48
Capital Projects	114,075,549.02	513,784.08	2,102,015.38	112,487,317.72
<b>Total All Accounts</b>	<b>\$216,707,833.74</b>	<b>\$36,420,313.26</b>	<b>\$46,139,845.41</b>	<b>\$206,988,301.59</b>

## Investment Pool Additions and Deletions by Fund For the Quarter Ended December 31, 2012

Fund	Balance As Of 9/30/2012	Deposits	Withdrawals	Interest	Balance As Of 12/31/2012
General Fund	\$26,620,705.63	\$1,100,000.00		\$10,927.30	\$27,731,632.93
Special Revenue	671,707.60			266.77	671,974.37
Special Revenue - Grants	99,608.92			39.57	99,648.49
Enterprise Fund	1,313,634.53			521.78	1,314,156.31
Internal Service	450,235.32			178.86	450,414.18
Debt Service	118,250.22			46.97	118,297.19
Capital Projects	16,344,754.06		\$1,100,000.00	6,668.83	15,251,422.89
<b>Total All Accounts</b>	<b>\$45,618,896.28</b>	<b>\$1,100,000.00</b>	<b>\$1,100,000.00</b>	<b>\$18,650.08</b>	<b>\$45,637,546.36</b>

TexPool investments are considered to be cash equivalents and are maintained at market value.

## Investment Pool Additions and Deletions by Fund For the Quarter Ended March 31, 2013

Fund	Balance As Of 12/31/2012	Deposits	Withdrawals	Interest	Balance As Of 3/31/2013
General Fund	\$27,731,632.93	\$1,410,416.74		\$7,301.25	\$29,149,350.92
Special Revenue	671,974.37		\$5,109.64	163.68	667,028.41
Special Revenue - Grants	99,648.49			24.36	99,672.85
Enterprise Fund	1,314,156.31			321.19	1,314,477.50
Internal Service	450,414.18			109.97	450,524.15
Debt Service	118,297.19		118,307.10	9.91	
Capital Projects	15,251,422.89		1,287,000.00	3,898.20	13,968,321.09
<b>Total All Accounts</b>	<b>\$45,637,546.36</b>	<b>\$1,410,416.74</b>	<b>\$1,410,416.74</b>	<b>\$11,828.56</b>	<b>\$45,649,374.92</b>

TexPool investments are considered to be cash equivalents and are maintained at market value.

## Investment Pool Additions and Deletions by Fund For the Quarter Ended June 30, 2013

Fund	Balance As Of 3/31/2013	Deposits	Withdrawals	Interest	Balance As Of 6/30/2013
General Fund	\$29,149,350.92	\$1,340,363.35		\$6,132.80	\$30,495,847.07
Special Revenue	667,028.41			128.17	667,156.58
Special Revenue - Grants	99,672.85			19.14	99,691.99
Enterprise Fund	1,314,477.50			252.54	1,314,730.04
Internal Service	450,524.15			86.60	450,610.75
Capital Projects	13,968,321.09		\$2,840,363.35	2,796.40	11,130,754.14
<b>Total All Accounts</b>	<b>\$45,649,374.92</b>	<b>\$1,340,363.35</b>	<b>\$2,840,363.35</b>	<b>\$9,415.65</b>	<b>\$44,158,790.57</b>

TexPool investments are considered to be cash equivalents and are maintained at market value.

## Investment Pool Additions and Deletions by Fund For the Month Ended October 31, 2012

Fund	Balance As Of 9/30/2012	Deposits	Withdrawals	Interest	Balance As Of 10/31/2012
General Fund	\$26,620,705.63	\$100,000.00		\$3,841.09	\$26,724,546.72
Special Revenue	671,707.60			94.51	671,802.11
Special Revenue - Grants	99,608.92			14.02	99,622.94
Enterprise Fund	1,313,634.53			184.85	1,313,819.38
Internal Service	450,235.32			63.35	450,298.67
Debt Service	118,250.22			16.64	118,266.86
Capital Projects	16,344,754.06		\$100,000.00	2,388.47	16,247,142.53
<b>Total All Accounts</b>	<b>\$45,618,896.28</b>	<b>\$100,000.00</b>	<b>\$100,000.00</b>	<b>\$6,602.93</b>	<b>\$45,625,499.21</b>

TexPool investments are considered to be cash equivalents and are maintained at market value.

## Investment Pool Additions and Deletions by Fund For the Month Ended November 30, 2012

Fund	Balance As Of 10/31/2012	Deposits	Withdrawals	Interest	Balance As Of 11/30/2012
General Fund	\$26,724,546.72			\$3,524.56	\$26,728,071.28
Special Revenue	671,802.11			86.35	671,888.46
Special Revenue - Grants	99,622.94			12.81	99,635.75
Enterprise Fund	1,313,819.38			168.90	1,313,988.28
Internal Service	450,298.67			57.90	450,356.57
Debt Service	118,266.86			15.20	118,282.06
Capital Projects	16,247,142.53			2,173.18	16,249,315.71
<b>Total All Accounts</b>	<b>\$45,625,499.21</b>			<b>\$6,038.90</b>	<b>\$45,631,538.11</b>

TexPool investments are considered to be cash equivalents and are maintained at market value.

## Investment Pool Additions and Deletions by Fund For the Month Ended December 31, 2012

Fund	Balance As Of 11/30/2012	Deposits	Withdrawals	Interest	Balance As Of 12/31/2012
General Fund	\$26,728,071.28	\$1,000,000.00		\$3,561.65	\$27,731,632.93
Special Revenue	671,888.46			85.91	671,974.37
Special Revenue - Grants	99,635.75			12.74	99,648.49
Enterprise Fund	1,313,988.28			168.03	1,314,156.31
Internal Service	450,356.57			57.61	450,414.18
Debt Service	118,282.06			15.13	118,297.19
Capital Projects	16,249,315.71		\$1,000,000.00	2,107.18	15,251,422.89
<b>Total All Accounts</b>	<b>\$45,631,538.11</b>	<b>\$1,000,000.00</b>	<b>\$1,000,000.00</b>	<b>\$6,008.25</b>	<b>\$45,637,546.36</b>

TexPool investments are considered to be cash equivalents and are maintained at market value.

## Investment Pool Additions and Deletions by Fund For the Month Ended January 31, 2013

Fund	Balance As Of 12/31/2012	Deposits	Withdrawals	Interest	Balance As Of 1/31/2013
General Fund	\$27,731,632.93	\$500,109.60		\$2,447.07	\$28,234,189.60
Special Revenue	671,974.37		\$109.60	56.30	671,921.07
Special Revenue - Grants	99,648.49			8.35	99,656.84
Enterprise Fund	1,314,156.31			110.10	1,314,266.41
Internal Service	450,414.18			37.69	450,451.87
Debt Service	118,297.19			9.91	118,307.10
Capital Projects	15,251,422.89		500,000.00	1,360.03	14,752,782.92
<b>Total All Accounts</b>	<b>\$45,637,546.36</b>	<b>\$500,109.60</b>	<b>\$500,109.60</b>	<b>\$4,029.45</b>	<b>\$45,641,575.81</b>

TexPool investments are considered to be cash equivalents and are maintained at market value.

## Investment Pool Additions and Deletions by Fund For the Month Ended February 28, 2013

Fund	Balance As Of 1/31/2013	Deposits	Withdrawals	Interest	Balance As Of 2/28/2013
General Fund	\$28,234,189.60	\$310,307.10		\$2,141.26	\$28,546,637.96
Special Revenue	671,921.07		\$5,000.00	48.09	666,969.16
Special Revenue - Grants	99,656.84			7.15	99,663.99
Enterprise Fund	1,314,266.41			94.24	1,314,360.65
Internal Service	450,451.87			32.24	450,484.11
Debt Service	118,307.10		118,307.10		
Capital Projects	14,752,782.92		187,000.00	1,145.71	14,566,928.63
<b>Total All Accounts</b>	<b>\$45,641,575.81</b>	<b>\$310,307.10</b>	<b>\$310,307.10</b>	<b>\$3,468.69</b>	<b>\$45,645,044.50</b>

TexPool investments are considered to be cash equivalents and are maintained at market value.

## Investment Pool Additions and Deletions by Fund For the Month Ended March 31, 2013

Fund	Balance As Of 2/28/2013	Deposits	Withdrawals	Interest	Balance As Of 3/31/2013
General Fund	\$28,546,637.96	\$600,000.04		\$2,712.92	\$29,149,350.92
Special Revenue	666,969.16		\$0.04	59.29	667,028.41
Special Revenue - Grants	99,663.99			8.86	99,672.85
Enterprise Fund	1,314,360.65			116.85	1,314,477.50
Internal Service	450,484.11			40.04	450,524.15
Capital Projects	14,566,928.63		600,000.00	1,392.46	13,968,321.09
<b>Total All Accounts</b>	<b>\$45,645,044.50</b>	<b>\$600,000.04</b>	<b>\$600,000.04</b>	<b>\$4,330.42</b>	<b>\$45,649,374.92</b>

TexPool investments are considered to be cash equivalents and are maintained at market value.

## Investment Pool Additions and Deletions by Fund For the Month Ended April 30, 2013

Fund	Balance As Of 3/31/2013	Deposits	Withdrawals	Interest	Balance As Of 4/30/2013
General Fund	\$29,149,350.92	\$1,000,000.00		\$2,575.05	\$30,151,925.97
Special Revenue	667,028.41			56.05	667,084.46
Special Revenue - Grants	99,672.85			8.37	99,681.22
Enterprise Fund	1,314,477.50			110.44	1,314,587.94
Internal Service	450,524.15			37.85	450,562.00
Capital Projects	13,968,321.09		\$1,000,000.00	1,255.43	12,969,576.52
<b>Total All Accounts</b>	<b>\$45,649,374.92</b>	<b>\$1,000,000.00</b>	<b>\$1,000,000.00</b>	<b>\$4,043.19</b>	<b>\$45,653,418.11</b>

TexPool investments are considered to be cash equivalents and are maintained at market value.

## Investment Pool Additions and Deletions by Fund For the Month Ended May 31, 2013

Fund	Balance As Of 4/30/2013	Deposits	Withdrawals	Interest	Balance As Of 5/31/2013
General Fund	\$30,151,925.97	\$340,363.35		\$1,980.51	\$30,494,269.83
Special Revenue	667,084.46			40.51	667,124.97
Special Revenue - Grants	99,681.22			6.05	99,687.27
Enterprise Fund	1,314,587.94			79.82	1,314,667.76
Internal Service	450,562.00			27.36	450,589.36
Capital Projects	12,969,576.52		\$1,340,363.35	911.62	11,630,124.79
<b>Total All Accounts</b>	<b>\$45,653,418.11</b>	<b>\$340,363.35</b>	<b>\$1,340,363.35</b>	<b>\$3,045.87</b>	<b>\$44,656,463.98</b>

TexPool investments are considered to be cash equivalents and are maintained at market value.

## Investment Pool Additions and Deletions by Fund For the Month Ended June 30, 2013

Fund	Balance As Of 5/31/2013	Deposits	Withdrawals	Interest	Balance As Of 6/30/2013
General Fund	\$30,494,269.83			\$1,577.24	\$30,495,847.07
Special Revenue	667,124.97			31.61	667,156.58
Special Revenue - Grants	99,687.27			4.72	99,691.99
Enterprise Fund	1,314,667.76			62.28	1,314,730.04
Internal Service	450,589.36			21.39	450,610.75
Capital Projects	11,630,124.79		\$500,000.00	629.35	11,130,754.14
<b>Total All Accounts</b>	<b>\$44,656,463.98</b>		<b>\$500,000.00</b>	<b>\$2,326.58</b>	<b>\$44,158,790.57</b>

TexPool investments are considered to be cash equivalents and are maintained at market value.

## Investment Pool Additions and Deletions by Account For the Month Ended October 31, 2012

Account	Balance As Of 9/30/2012	Deposits	Withdrawals	Interest	Balance As Of 10/31/2012
Texpool Prime	\$5,678,583.69			\$846.39	\$5,679,430.08
CP-County Tax Capital Projects 2007A	5,082,009.54			804.69	5,082,814.23
General Fund	20,942,121.94	\$100,000.00		2,994.70	21,045,116.64
East Montana Enterprise	1,222,623.46			172.04	1,222,795.50
East Montana Reserve	91,011.07			12.81	91,023.88
Road & Bridge	272,005.68			38.27	272,043.95
County Law Library	136,831.64			19.25	136,850.89
Commissary Profit	183,499.04			25.82	183,524.86
County Tourist Promotion	109.60			0.02	109.62
Project Care Electric	37,538.79			5.28	37,544.07
County Attorney Commissions	41,722.84			5.87	41,728.71
Texas Capital	99,608.92			14.02	99,622.94
Certificates of Obligation, Series 2007	118,250.22			16.64	118,266.86
Capital Projects- Capital Improvement Fund	161,347.19			22.70	161,369.89
Capital Projects-County Capital Improvement 2004	10,101.01			1.42	10,102.43
Capital Projects- Capital Projects 2001	1,001,105.13			140.87	1,001,246.00
Capital Projects-County Capital Projects 2007	5,653,299.71			795.49	5,654,095.20
CP River Park	196,940.39			27.71	196,968.10
Capital Projects-County Capital-2002	512,587.73			72.13	512,659.86
Capital Projects-County Tax Capital Projects 2007A	3,727,363.35		\$100,000.00	523.46	3,627,886.81
<b>Total For Consolidated Account</b>	<b>\$45,168,660.95</b>	<b>\$100,000.00</b>	<b>\$100,000.00</b>	<b>\$6,539.58</b>	<b>\$45,175,200.52</b>
<b>Separate Accounts</b>					
Health & Life	\$450,235.32			\$63.35	\$450,298.67
<b>Total For Separate Accounts</b>	<b>\$450,235.32</b>			<b>\$63.35</b>	<b>\$450,298.67</b>
<b>Total All Accounts</b>	<b>\$45,618,896.27</b>	<b>\$100,000.00</b>	<b>\$100,000.00</b>	<b>\$6,602.93</b>	<b>\$45,625,499.20</b>

TexPool investments are considered to be cash equivalents and are maintained at market value.

## Investment Pool Additions and Deletions by Account For the Month Ended November 30, 2012

Account	Balance As Of 10/31/2012	Deposits	Withdrawals	Interest	Balance As Of 11/30/2012
Texpool Prime	\$5,679,430.08			\$776.20	\$5,680,206.28
CP-County Tax Capital Projects 2007A	5,082,814.23			737.96	5,083,552.19
General Fund	21,045,116.64			2,748.36	21,047,865.00
East Montana Enterprise	1,222,795.50			157.20	1,222,952.70
East Montana Reserve	91,023.88			11.70	91,035.58
Road & Bridge	272,043.95			34.97	272,078.92
County Law Library	136,850.89			17.59	136,868.48
Commissary Profit	183,524.86			23.59	183,548.45
County Tourist Promotion	109.62			0.01	109.63
Project Care Electric	37,544.07			4.83	37,548.90
County Attorney Commissions	41,728.71			5.36	41,734.07
Texas Capital	99,622.94			12.81	99,635.75
Certificates of Obligation, Series 2007	118,266.86			15.20	118,282.06
Capital Projects- Capital Improvement Fund	161,369.89			20.74	161,390.63
Capital Projects-County Capital Improvement 2004	10,102.43			1.30	10,103.73
Capital Projects- Capital Projects 2001	1,001,246.00			128.72	1,001,374.72
Capital Projects-County Capital Projects 2007	5,654,095.20			726.86	5,654,822.06
CP River Park	196,968.10			25.32	196,993.42
Capital Projects-County Capital-2002	512,659.86			65.90	512,725.76
Capital Projects-County Tax Capital Projects 2007A	3,627,886.81			466.38	3,628,353.19
<b>Total For Consolidated Account</b>	<b>\$45,175,200.53</b>			<b>\$5,981.00</b>	<b>\$45,181,181.52</b>
<b>Separate Accounts</b>					
Health & Life	\$450,298.67			\$57.90	\$450,356.57
<b>Total For Separate Accounts</b>	<b>\$450,298.67</b>			<b>\$57.90</b>	<b>\$450,356.57</b>
<b>Total All Accounts</b>	<b>\$45,625,499.20</b>			<b>\$6,038.90</b>	<b>\$45,631,538.10</b>

TexPool investments are considered to be cash equivalents and are maintained at market value.

## Investment Pool Additions and Deletions by Account For the Month Ended December 31, 2012

Account	Balance As Of 11/30/2012	Deposits	Withdrawals	Interest	Balance As Of 12/31/2012
Texpool Prime	\$5,680,206.28			\$772.37	\$5,680,978.65
CP-County Tax Capital Projects 2007A	5,083,552.19			734.31	5,084,286.50
General Fund	21,047,865.00	\$1,000,000.00		2,789.28	22,050,654.28
East Montana Enterprise	1,222,952.70			156.39	1,223,109.09
East Montana Reserve	91,035.58			11.64	91,047.22
Road & Bridge	272,078.92			34.79	272,113.71
County Law Library	136,868.48			17.50	136,885.98
Commissary Profit	183,548.45			23.47	183,571.92
County Tourist Promotion	109.63			0.01	109.64
Project Care Electric	37,548.90			4.80	37,553.70
County Attorney Commissions	41,734.07			5.34	41,739.41
Texas Capital	99,635.75			12.74	99,648.49
Certificates of Obligation, Series 2007	118,282.06			15.13	118,297.19
Capital Projects- Capital Improvement Fund	161,390.63			20.64	161,411.27
Capital Projects-County Capital Improvement 2004	10,103.73			1.29	10,105.02
Capital Projects- Capital Projects 2001	1,001,374.72			128.06	1,001,502.78
Capital Projects-County Capital Projects 2007	5,654,822.06			723.14	5,655,545.20
CP River Park	196,993.42			25.19	197,018.61
Capital Projects-County Capital-2002	512,725.76			65.57	512,791.33
Capital Projects-County Tax Capital Projects 2007A	3,628,353.19		\$1,000,000.00	408.98	2,628,762.17
<b>Total For Consolidated Account</b>	<b>\$45,181,181.53</b>	<b>\$1,000,000.00</b>	<b>\$1,000,000.00</b>	<b>\$5,950.64</b>	<b>\$45,187,132.16</b>
<b>Separate Accounts</b>					
Health & Life	\$450,356.57			\$57.61	\$450,414.18
<b>Total For Separate Accounts</b>	<b>\$450,356.57</b>			<b>\$57.61</b>	<b>\$450,414.18</b>
<b>Total All Accounts</b>	<b>\$45,631,538.10</b>	<b>\$1,000,000.00</b>	<b>\$1,000,000.00</b>	<b>\$6,008.25</b>	<b>\$45,637,546.35</b>

TexPool investments are considered to be cash equivalents and are maintained at market value.

## Investment Pool Additions and Deletions by Account

### For the Month Ended January 31, 2013

Account	Balance As Of 12/31/2012	Deposits	Withdrawals	Interest	Balance As Of 1/31/2013
Texpool Prime	\$5,347,725.88			\$553.73	\$5,348,279.61
CP-County Tax Capital Projects 2007A	5,084,286.50			526.46	5,084,812.96
General Fund	22,383,907.06	\$500,109.60		1,893.34	22,885,910.00
East Montana Enterprise	1,223,109.09			102.47	1,223,211.56
East Montana Reserve	91,047.22			7.63	91,054.85
Road & Bridge	272,113.71			22.80	272,136.51
County Law Library	136,885.98			11.47	136,897.45
Commissary Profit	183,571.92			15.38	183,587.30
County Tourist Promotion	109.64		\$109.60		0.04
Project Care Electric	37,553.70			3.15	37,556.85
County Attorney Commissions	41,739.41			3.50	41,742.91
Texas Capital	99,648.49			8.35	99,656.84
Certificates of Obligation, Series 2007	118,297.19			9.91	118,307.10
Capital Projects- Capital Improvement Fund	161,411.27			13.52	161,424.79
Capital Projects-County Capital Improvement 2004	10,105.02			0.85	10,105.87
Capital Projects- Capital Projects 2001	1,001,502.78			83.90	1,001,586.68
Capital Projects-County Capital Projects 2007	5,655,545.20			473.79	5,656,018.99
CP River Park	197,018.61			16.51	197,035.12
Capital Projects-County Capital-2002	512,791.33			42.96	512,834.29
Capital Projects-County Tax Capital Projects 2007A	2,628,762.17		500,000.00	202.04	2,128,964.21
<b>Total For Consolidated Account</b>	<b>\$45,187,132.16</b>	<b>\$500,109.60</b>	<b>\$500,109.60</b>	<b>\$3,991.76</b>	<b>\$45,191,123.92</b>
<b>Separate Accounts</b>					
Health & Life	\$450,414.18			\$37.69	\$450,451.87
<b>Total For Separate Accounts</b>	<b>\$450,414.18</b>			<b>\$37.69</b>	<b>\$450,451.87</b>
<b>Total All Accounts</b>	<b>\$45,637,546.35</b>	<b>\$500,109.60</b>	<b>\$500,109.60</b>	<b>\$4,029.45</b>	<b>\$45,641,575.79</b>

TexPool investments are considered to be cash equivalents and are maintained at market value.

## Investment Pool Additions and Deletions by Account

### For the Month Ended February 28, 2013

Account	Balance As Of 1/31/2013	Deposits	Withdrawals	Interest	Balance As Of 2/28/2013
Texpool Prime	\$5,348,279.61			\$483.95	\$5,348,763.56
CP-County Tax Capital Projects 2007A	5,084,812.96			460.13	5,085,273.09
General Fund	22,885,910.00	\$310,307.10		1,657.31	23,197,874.41
East Montana Enterprise	1,223,211.56			87.71	1,223,299.27
East Montana Reserve	91,054.85			6.53	91,061.38
Road & Bridge	272,136.51			19.51	272,156.02
County Law Library	136,897.45		\$5,000.00	9.70	131,907.15
Commissary Profit	183,587.30			13.16	183,600.46
County Tourist Promotion	0.04			0.04	0.08
Project Care Electric	37,556.85			2.69	37,559.54
County Attorney Commissions	41,742.91			2.99	41,745.90
Texas Capital	99,656.84			7.15	99,663.99
Certificates of Obligation, Series 2007	118,307.10		118,307.10		
Capital Projects- Capital Improvement Fund	161,424.79			11.57	161,436.36
Capital Projects-County Capital Improvement 2004	10,105.87			0.72	10,106.59
Capital Projects- Capital Projects 2001	1,001,586.68			71.82	1,001,658.50
Capital Projects-County Capital Projects 2007	5,656,018.99			405.56	5,656,424.55
CP River Park	197,035.12			14.13	197,049.25
Capital Projects-County Capital-2002	512,834.29			36.77	512,871.06
Capital Projects-County Tax Capital Projects 2007A	2,128,964.21		187,000.00	145.01	1,942,109.22
<b>Total For Consolidated Account</b>	<b>\$45,191,123.92</b>	<b>\$310,307.10</b>	<b>\$310,307.10</b>	<b>\$3,436.45</b>	<b>\$45,194,560.38</b>
<b>Separate Accounts</b>					
Health & Life	\$450,451.87			\$32.24	\$450,484.11
<b>Total For Separate Accounts</b>	<b>\$450,451.87</b>			<b>\$32.24</b>	<b>\$450,484.11</b>
<b>Total All Accounts</b>	<b>\$45,641,575.79</b>	<b>\$310,307.10</b>	<b>\$310,307.10</b>	<b>\$3,468.69</b>	<b>\$45,645,044.49</b>

TexPool investments are considered to be cash equivalents and are maintained at market value.

## Investment Pool Additions and Deletions by Account

### For the Month Ended March 31, 2013

Account	Balance As Of 2/28/2013	Deposits	Withdrawals	Interest	Balance As Of 3/31/2013
Texpool Prime	\$5,348,763.56			\$615.27	\$5,349,378.83
CP-County Tax Capital Projects 2007A	5,085,273.09			584.95	5,085,858.04
General Fund	23,197,874.41	\$600,000.04		2,097.65	23,799,972.10
East Montana Enterprise	1,223,299.27			108.75	1,223,408.02
East Montana Reserve	91,061.38			8.10	91,069.48
Road & Bridge	272,156.02			24.19	272,180.21
County Law Library	131,907.15			11.73	131,918.88
Commissary Profit	183,600.46			16.32	183,616.78
County Tourist Promotion	0.08		\$0.04		0.04
Project Care Electric	37,559.54			3.34	37,562.88
County Attorney Commissions	41,745.90			3.71	41,749.61
Texas Capital	99,663.99			8.86	99,672.85
Capital Projects- Capital Improvement Fund	161,436.36			14.35	161,450.71
Capital Projects-County Capital Improvement 2004	10,106.59			0.90	10,107.49
Capital Projects- Capital Projects 2001	1,001,658.50			89.05	1,001,747.55
Capital Projects-County Capital Projects 2007	5,656,424.55			502.85	5,656,927.40
CP River Park	197,049.25			17.52	197,066.77
Capital Projects-County Capital-2002	512,871.06			45.59	512,916.65
Capital Projects-County Tax Capital Projects 2007A	1,942,109.22		600,000.00	137.25	1,342,246.47
<b>Total For Consolidated Account</b>	<b>\$45,194,560.38</b>	<b>\$600,000.04</b>	<b>\$600,000.04</b>	<b>\$4,290.38</b>	<b>\$45,198,850.76</b>
<b>Separate Accounts</b>					
Health & Life	\$450,484.11			\$40.04	\$450,524.15
<b>Total For Separate Accounts</b>	<b>\$450,484.11</b>			<b>\$40.04</b>	<b>\$450,524.15</b>
<b>Total All Accounts</b>	<b>\$45,645,044.49</b>	<b>\$600,000.04</b>	<b>\$600,000.04</b>	<b>\$4,330.42</b>	<b>\$45,649,374.91</b>

TexPool investments are considered to be cash equivalents and are maintained at market value.

## Investment Pool Additions and Deletions by Account

### For the Month Ended April 30, 2013

Account	Balance As Of 3/31/2013	Deposits	Withdrawals	Interest	Balance As Of 4/30/2013
Texpool Prime	\$5,349,378.83			\$555.92	\$5,349,934.75
CP-County Tax Capital Projects 2007A	5,085,858.04			528.54	5,086,386.58
General Fund	23,799,972.10	\$1,000,000.00		2,019.13	24,801,991.23
East Montana Enterprise	1,223,408.02			102.79	1,223,510.81
East Montana Reserve	91,069.48			7.65	91,077.13
Road & Bridge	272,180.21			22.87	272,203.08
County Law Library	131,918.88			11.08	131,929.96
Commissary Profit	183,616.78			15.43	183,632.21
County Tourist Promotion	0.04		\$0.04		
Project Care Electric	37,562.88			3.16	37,566.04
County Attorney Commissions	41,749.61			3.51	41,753.12
Texas Capital	99,672.85			8.37	99,681.22
Capital Projects- Capital Improvement Fund	161,450.71			13.57	161,464.28
Capital Projects-County Capital Improvement 2004	10,107.49			0.85	10,108.34
Capital Projects- Capital Projects 2001	1,001,747.55			84.17	1,001,831.72
Capital Projects-County Capital Projects 2007	5,656,927.40			475.30	5,657,402.70
CP River Park	197,066.77			16.56	197,083.33
Capital Projects-County Capital-2002	512,916.65			43.10	512,959.75
Capital Projects-County Tax Capital Projects 2007A	1,342,246.47		1,000,000.00	93.34	342,339.81
<b>Total For Consolidated Account</b>	<b>\$45,198,850.76</b>	<b>\$1,000,000.00</b>	<b>\$1,000,000.04</b>	<b>\$4,005.34</b>	<b>\$45,202,856.06</b>
<b>Separate Accounts</b>					
Health & Life	\$450,524.15			\$37.85	\$450,562.00
<b>Total For Separate Accounts</b>	<b>\$450,524.15</b>			<b>\$37.85</b>	<b>\$450,562.00</b>
<b>Total All Accounts</b>	<b>\$45,649,374.91</b>	<b>\$1,000,000.00</b>	<b>\$1,000,000.04</b>	<b>\$4,043.19</b>	<b>\$45,653,418.06</b>

TexPool investments are considered to be cash equivalents and are maintained at market value.

## Investment Pool Additions and Deletions by Account

### For the Month Ended May 31, 2013

Account	Balance As Of 4/30/2013	Deposits	Withdrawals	Interest	Balance As Of 5/31/2013
Texpool Prime	\$5,349,934.75			\$469.00	\$5,350,403.75
CP-County Tax Capital Projects 2007A	5,086,386.58		\$1,000,000.00	438.40	4,086,824.98
General Fund	24,801,991.23	\$340,363.35		1,511.51	25,143,866.09
East Montana Enterprise	1,223,510.81			74.29	1,223,585.10
East Montana Reserve	91,077.13			5.53	91,082.66
Road & Bridge	272,203.08			16.53	272,219.61
County Law Library	131,929.96			8.01	131,937.97
Commissary Profit	183,632.21			11.15	183,643.36
Project Care Electric	37,566.04			2.28	37,568.32
County Attorney Commissions	41,753.12			2.54	41,755.66
Texas Capital	99,681.22			6.05	99,687.27
Capital Projects- Capital Improvement Fund	161,464.28			9.80	161,474.08
Capital Projects-County Capital Improvement 2004	10,108.34			0.61	10,108.95
Capital Projects- Capital Projects 2001	1,001,831.72			60.83	1,001,892.55
Capital Projects-County Capital Projects 2007	5,657,402.70			343.53	5,657,746.23
CP River Park	197,083.33			11.97	197,095.30
Capital Projects-County Capital-2002	512,959.75			31.15	512,990.90
Capital Projects-County Tax Capital Projects 2007A	342,339.81		340,363.35	15.33	1,991.79
<b>Total For Consolidated Account</b>	<b>\$45,202,856.06</b>	<b>\$340,363.35</b>	<b>\$1,340,363.35</b>	<b>\$3,018.51</b>	<b>\$44,205,874.57</b>
<b>Separate Accounts</b>					
Health & Life	\$450,562.00			\$27.36	\$450,589.36
<b>Total For Separate Accounts</b>	<b>\$450,562.00</b>			<b>\$27.36</b>	<b>\$450,589.36</b>
<b>Total All Accounts</b>	<b>\$45,653,418.06</b>	<b>\$340,363.35</b>	<b>\$1,340,363.35</b>	<b>\$3,045.87</b>	<b>\$44,656,463.93</b>

TexPool investments are considered to be cash equivalents and are maintained at market value.

## Investment Pool Additions and Deletions by Account

### For the Month Ended June 30, 2013

Account	Balance As Of 5/31/2013	Deposits	Withdrawals	Interest	Balance As Of 6/30/2013
Texpool Prime	\$5,350,403.75			\$386.04	\$5,350,789.79
CP-County Tax Capital Projects 2007A	4,086,824.98		\$500,000.00	272.01	3,587,096.99
General Fund	25,143,866.09			1,191.20	25,145,057.29
East Montana Enterprise	1,223,585.10			57.97	1,223,643.07
East Montana Reserve	91,082.66			4.31	91,086.97
Road & Bridge	272,219.61			12.90	272,232.51
County Law Library	131,937.97			6.25	131,944.22
Commissary Profit	183,643.36			8.70	183,652.06
Project Care Electric	37,568.32			1.78	37,570.10
County Attorney Commissions	41,755.66			1.98	41,757.64
Texas Capital	99,687.27			4.72	99,691.99
Capital Projects- Capital Improvement Fund	161,474.08			7.65	161,481.73
Capital Projects-County Capital Improvement 2004	10,108.95			0.48	10,109.43
Capital Projects- Capital Projects 2001	1,001,892.55			47.46	1,001,940.01
Capital Projects-County Capital Projects 2007	5,657,746.23			268.03	5,658,014.26
CP River Park	197,095.30			9.34	197,104.64
Capital Projects-County Capital-2002	512,990.90			24.30	513,015.20
Capital Projects-County Tax Capital Projects 2007A	1,991.79			0.08	1,991.87
<b>Total For Consolidated Account</b>	<b>\$44,205,874.57</b>		<b>\$500,000.00</b>	<b>\$2,305.20</b>	<b>\$43,708,179.77</b>
<b>Separate Accounts</b>					
Health & Life	\$450,589.36			\$21.39	\$450,610.75
<b>Total For Separate Accounts</b>	<b>\$450,589.36</b>			<b>\$21.39</b>	<b>\$450,610.75</b>
<b>Total All Accounts</b>	<b>\$44,656,463.93</b>		<b>\$500,000.00</b>	<b>\$2,326.59</b>	<b>\$44,158,790.52</b>

TexPool investments are considered to be cash equivalents and are maintained at market value.