



County of El Paso Purchasing Department
800 E. Overland Room 300
El Paso, Texas 79901
(915) 546-2048 / Fax: (915) 546-8180
www.epcounty.com

ADDENDUM 2

To: All Interested Proposers
From: Lucy Balderama, Inventory Bid Technician
Date: April 11, 2014
Subject: BID# 14-007, Construction of the Eastside Annex for the County of El Paso

**This addendum has been issued to notify the vendors of the following information.
The following are answers to bidders questions:**

1. What if Area #1 is not chosen?

Response: Refer to drawing sheet A1.1R, for notes regarding improvements this area . If work in Area 1 is not included in the construction contract, this area is to remain unimproved. Do not disturb this area.

2. The rock wall fence.

Response: Refer to drawing sheet A1.1R. The scope of work under this agreement requires that the existing rock wall between this project site and the adjacent residential site, must be raised to a minimum of 6' above the highest adjacent grade. The Contractor shall verify the wall heights in all locations and shall raise the wall to the required 6' elevation, where needed.

3. What is the existing size?

Response: Question is not clear. No answer can be provided.

4. Do the sub-contractors need to do the ethics training?

Response: No. The general contractors need to take the training.

5. Do the vendors need to take the on-line training or just read and filling the ethics form?

Response: Vendors must do either one or the other.

6. Will duct smoke detectors be required on units of 2,000CFM and greater?

Response: Refer to the revised, re-issued drawing sheet M3.0R, bearing revision date 4/7/14. The Air Conditioning Unit Schedule indicates which units require smoke detectors.

LA

7. Can you tell me about the **Access Control System** scope on this project? It shows it, but not part of bid.

Response: Work related to the Access Control System is not a part of this Contract. Work of this contract includes installation of junction boxes and conduits providing pathways for wiring/cabling work to be accomplished under separate contract at a future date. Refer to the construction drawings for specific requirements.

8. I do wish to know how to bid the CCTV/ Access Control systems?

Response: Work related to the CCTV/Access Control System is not a part of this Contract. Work of this contract includes installation of junction boxes and conduits providing pathways for wiring/cabling work to be accomplished under separate contract at a future date. Refer to the construction drawings for specific requirements.

9. Please clarify the extent of the work in Area No. 1. The Bid Form and the Site Plan both indicate the cost of work for Area #1 is included in the Base Bid. Is the Base Bid then inclusive of Area #1? Is the Area #1 Proposal a Deductive Alternate? Please clarify.

Response: Yes, the Base Bid is must include the cost of the work for Area #1. A separate cost for the work of Area #1 must be provided. The County may elect to not include the work in Area #1 within the scope of the Construction Contract. If so, the cost of that work will be deducted from the Base Bid price.

19. There is no indication of a fire lane. If so, please provide location.

Response: The Bidder shall include the cost to paint Six Hundred (600) linear feet of curb, red with the required Fire Lane text as required by the El Paso Fire Department. The specific curbs requiring paint will be determined in the field, during construction.

21. Addendum #1 mentions an attached Conflict of Interest questionnaire. However, the pdf is only 2 pages with no questionnaire attached. Where can we find it?

Response: The CIQ form is on the specification after page 74. It is number page 2.

22. In regards to the bid submission requirements, the County is requesting one original hard copy of the bid documents and two CD copies of the bid documents that reflect the original hard copy. Providing two CD copies of the bid documents the day of the bid is not feasible when the final bid form is completed ten minutes before bid deadline. Can the General Contractor submit the two CD's within 24 hours of bid submission?

Response: Yes. The general contractor may submit the two (2) CD's within 24 hours of the bid submission.

23. Are the vendor supposed to turn in the El Paso County Code of Ethics Training Affidavit before the bid date or with the bid package?

Response: Vendors may take the Ethics Training on line before the bid opening or fill in the Ethic Training forms and submit with your bid.

24. Can you confirm that the estimated value of this project that is out to bid is \$3.2 million?

Response: It is the policy of El Paso County not to provide estimated construction costs.

25. What is the estimated value on this project?

Response: It is the policy of El Paso County not to provide estimated construction costs.

26. Is this a Sports Complex Annex?

Response: No, visit the site. It is a vacant lot.

27. Clarification is needed on the items below:

1. Key Note 11 sheet A3.1

Indicates- Project Identification Letters as specified – Verify location

Ref. specification 10400

Part 2.02 Exterior Occupancy Identification Signage: reflect 8" lettering for Building Occupancy and / or Departmental. However, elevations on sheet A3.1 reflect smaller sizes at departmental, assuming that (i.e.) Constable Precinct 4 and County Commissioner Precinct 1, are located at the right of Door 120 and 301.

Please confirm location and size of the above mentioned signage.

One (1) set of letters as follows:

ADULT PROBATION, 8" high

COMMUNITY CENTER, 8" high

JUSTICE OF THE PEACE PRECINCT 4, 8" high

CONSTABLE PRECINCT 4, 8" high

COUNTY COMMISSIONER PRECINCT 1, 8" high

Response: Letter sizes are as listed in Specification Section 10400, paragraph 2.02,

EXCEPT:

revise the size of the letters for "CONSTABLE PRECINCT 4" to be only 4 inches in height, not 8 inches. All other letter sizes remain unchanged.

2. Confirm that detail 14/A5.1 applies to RM 327 and not RM 127 as indicated.

Response: Yes, it applies to Room 327, not 127 as noted (typographical error)

3. Confirm that sill detail for window type T on A2.3 is similar to jamb detail 20/A2.4.

Response: Refer to revised/re-issued sheet A2.4R, Detail 7/A2.4R for an added Wall Section at Window Type "T", which contains head and sill details.

4. Window type P on A2.3 references section 14/A2.5. Is this typical of all window types P? Section 14/A2.5 depicts counter. However, elevation 14A/A5.1 references RM 106 which countertops are not reflected on floor plan.

Response: Refer to revised/re-issued sheets A2.1R, A2.3R, A2.4R. A5.1R, A5.2R for locations and details for Window Type "P". The details contained on these revised sheets indicate which windows have, and do not have, counters and how the counters are to be constructed.

The following is supplemental information:

1. **Revised drawings:** As noted above, various drawings have been revised and are being re-issued. The following drawings contain revisions to the scope of work under this contract. These drawings are being issued on a CD together with this Addendum. Bidders shall discard the previously issued, non-revised versions of these drawings, and replace them with the revised/re-issued drawings, contained on the CD dated April 8, 2014.

The Revised Drawing sheets are:

C1.0R, C2.0R, C3.0R, C4.0R, C5.0R

A1.1R, A2.0R, A2.1R, A2.2R, A2.3R, A2.4R, A2.5R, A3.1R, A5.1R, A5.2R, A6.1R

P1.0R, P2.0R, M1.0R, M1.1R, M1.2R, M2.0R, M3.0R

E-1R, E-2R, E-3R, E-4R, E-5R, E-6R, E-7R, E-8R E-9R, E-10R, E-12R, E-13R

2. **Refer to Exhibit "A" attached hereto.** This Exhibit contains nine (9) 8 1/2"x 11" sheets issued by the County of El Paso. These sheets contain elevations for various walls in the MDF room 206, and the IDF rooms 110 and 304. These are provided for general reference to locate the Plywood and the electrical outlets indicated thereon, and as shown on the revised/reissued Electrical drawings. If required, El Paso County personnel will be available during construction, to locate specific components within these rooms.

3. **Revise Specification Section 08700 - Builders Hardware as follows:**

Add an Electric Strike at the following door/frame numbers: 101, 108, 120, 202, 301, & 323. Provide the type of electric strike required for installation in the frame type specified for each of the above listed doors. Strikes shall be 24V DC operation. Insure that the strike can be used with the specified exit device or lockset. Prepare each door frame as required to receive the Electric Strike unit. Route the low voltage wiring inside of the frame and wall to above the adjacent ceiling line, for connection to the building access control/security system to be provided and installed by the Owner's contractor.


4. Substitution Request:

Refer to Exhibit "B" attached hereto. This Exhibit contains a list of approved Lighting Fixtures.

The following fixtures are acceptable: C, CE, D, D1, D1E, F, F1, G, H, X1, X2, EL, EL2

- ❖ **Changes have been made to construction drawings. All vendors that have picked up a copy of the original CD must stop by the Purchasing Office to pick up a new CD containing the revised drawings. They will be available on April 11, 2014.**

**Eastside Annex IDF
Room 110 East Wall
Length = 9'0"**



4'x8' 3/4 Inch Plywood in Room 110
IDF East Wall



One Quad 20 Amp Wall
Outlet with 5-20 Type
Connectors. Centered
Below Plywood in Room
110 IDF East Wall

UPS POWER Supply
L6-30A NEMA

Addendum #2 - Exhibit 'A'

County Of El Paso

By: Victor Montes
Date: 4/1/14

SIZE	FSCN NO	DWG NO	REV

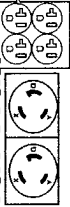
Proposed Design Only

1 OF 1

Eastside Annex IDF

Room 110 North Wall


5' 5"



Two L6-30A NEMA and One Quad 20 Amp
with 5-20 Connectors Above Plywood in
Room 110 IDF on North Wall near West
Corner

Full Width
4 x 3/4 Inch Plywood in Room 110
MDF North Wall

One Quad 20 Amp Wall Outlet with
5-20 Type Connectors Below
Plywood in Room 110 IDF North
Wall in Center of North Wall



Addendum #2 - Exhibit 'A'

County Of El Paso




By: Victor Montes
Date: 3/20/14

SIZE	ESCH NO	DWG NO	REV
		Proposed Design Only	
SCALE	1:1	SHEET	1 OF 1

For Official Use Only

**Eastside Annex 5'5" X
 9'0" Room 110 IDF.
 West Wall is 9'0" Long**



NO PLYWOOD ON WEST WALL
 RACK WILL BE FLOOR MOUNTED AND VERTICAL TO WEST WALL

Addendum #2 - Exhibit 'A'



County Of El Paso

By: Victor Montes
 Date: 4/1/14

For Official Use Only	SIZE	FSOM NO	DWG NO	REV
			Proposed Design Only	
SCALE	1:1	SHEET		1 OF 1

**Eastside Annex MDF
Room 206 East Wall
Length = 10'0"**



4'x8' 3/4 Inch Plywood in Room 206
MDF East Wall

One Quad 20 Amp Wall Outlet
with 5-20 Type Connectors
Below Plywood in Room 206
MDF East Wall



Addendum #2 - Exhibit 'A'

County Of El Paso



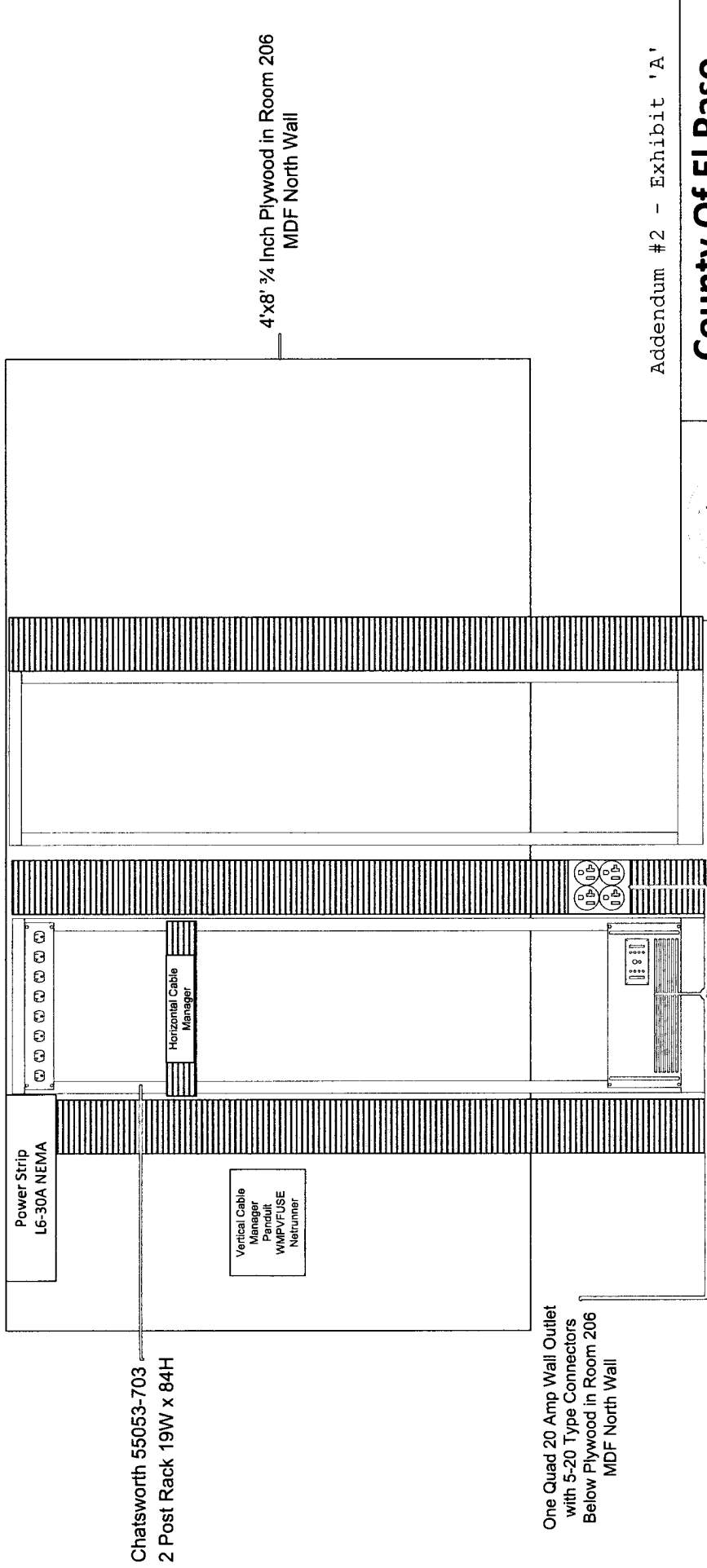
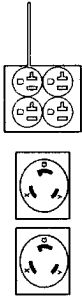
By: Victor Montes
Date: 4-1-14

For Official Use Only	SCALE	1:1	SHEET	1 OF 1
	SIZE	SCM NO	DWG NO	REV
			Proposed Design Only	

**Eastside Annex MDF
Room 206 North Wall.**

Length = 11'4"

Two L6-30A NEMA and One Quad 20
Amp with 5-20 Connectors Above
Plywood and Rack in Room 206 MDF
North Wall



Chatsworth 55053-703
2 Post Rack 19W x 84H

One Quad 20 Amp Wall Outlet
with 5-20 Type Connectors
Below Plywood in Room 206
MDF North Wall

Addendum #2 - Exhibit 'A'

County Of El Paso




By: Victor Montes
Date: 4-1/14

For Official Use Only

SIZE	FSOW NO	DWG NO	REV
			Proposed Design Only
SCALE	1:1	SHEET	1 OF 1

**Eastside Annex MDF
Room 206 West Wall**
Length = 10'0"



4'x8' 3/4 Inch Plywood in Room 206
MDF West Wall

One Quad 20 Amp Wall Outlet
with 5-20 Type Connectors
Below Plywood in Room 206
MDF West Wall



Addendum #2 - Exhibit 'A'



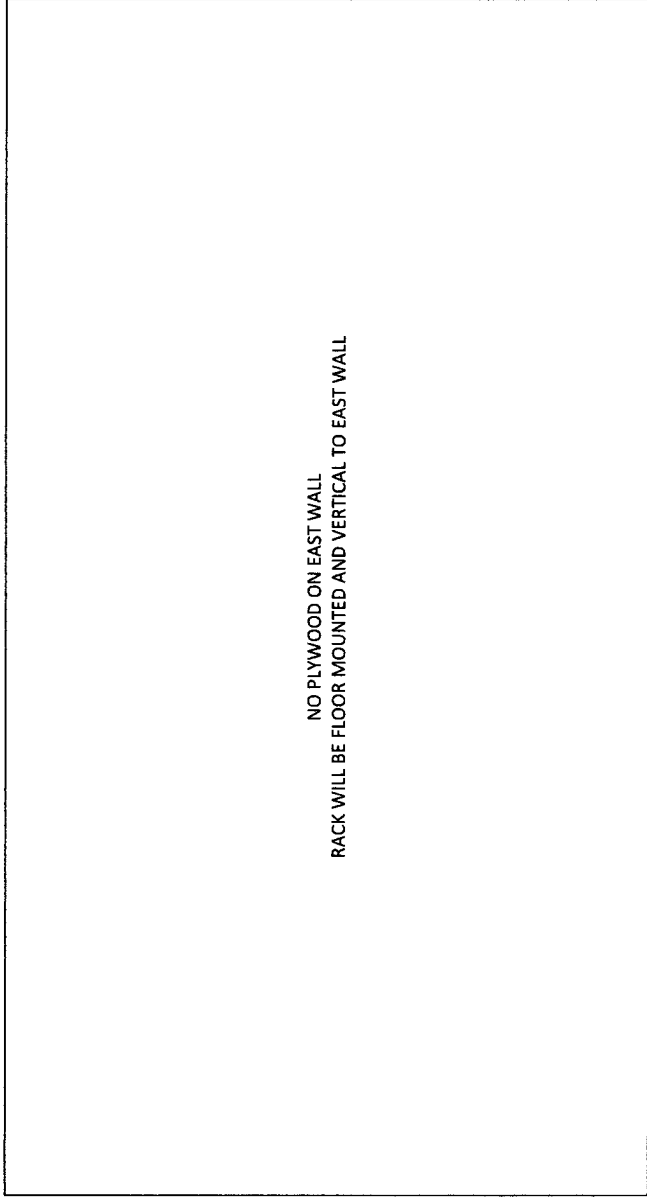
County Of El Paso

By: Victor Montes
Date: 3/20/14

SIZE	DWG NO	REV
SCALE	PROJ NO	Proposed Design Only
1 : 1	SHEET	1 OF 1

For Official Use Only

**Eastside Annex IDF
Room 304 East Wall
Length = 10'0"**



Addendum #2 - Exhibit 'A'

County Of El Paso

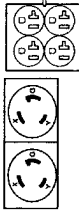


By: Victor Montes
Date: 4-1-14

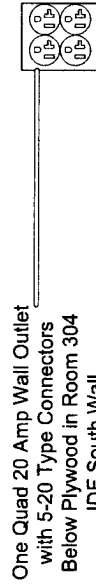
SIZE	FSCM NO	DWG NO	REV
			Proposed Design Only
SCALE			SHEET
1:1			1 OF 1

Eastside Annex IDF Length = 5'0"

Room 304 South Wall Two L6-30A NEMA and One Quad 20 Amp with 5-20 Connectors Above Plywood and Rack in Room 304 IDF South Wall/East Corner



Full Width
4 x 3/4 Inch Plywood in Room 304
IDF South Wall



One Quad 20 Amp Wall Outlet
with 5-20 Type Connectors
Below Plywood in Room 304
IDF South Wall

Addendum #2 - Exhibit 'A'


County Of El Paso



By: Victor Montes
Date: 4-1-14

For Official Use Only	SIZE	FIG. NO.	DWG. NO.	REV.
			Proposed Design Only	
	SCALE	1:1	SHEET	1 OF 1

**Eastside Annex IDF
Room 304 West Wall**
Length = 10'0"



4'x8' 3/4 Inch Plywood in Room 304
IDF West Wall

One Quad 20 Amp Wall Outlet
with 5-20 Type Connectors
Below Plywood in Room 304
IDF West Wall



Addendum #2 - Exhibit 'A'

County Of El Paso



By: Victor Montes
Date 3/20/14

SIZE	FIG. NO.	DWG. NO.	REV.
		Proposed Design Only	
SCALE 1:1		SHEET 1 OF 1	

For Official Use Only

THE FOLLOWING LIGHT FIXTURES AS PROVIDED THROUGH I. W. INCORPORATED ARE APPROVED AS SUBSTITUTIONS FOR THE SCHEDULED FIXTURES AS IDENTIFIED BELOW

PROJECT:
 EL PASO COUNTY ANNEX 14007

Type	MFG	Description
C	DAYB	1TF232 21 UNV 1/2 EB
CE	DAYB	1TF232 21 UNV 1/2 EB E5
D	DAYB	DWN232 UNV 1/2 EB E5
D1	LSI	S 4 LED HO NW UE
D1E	LSI	S 4 LED HO NW UE EM
F	TECH	700BCCR V 30W W S CF277
F1	DAYB	CM6 L11 18F/835 U DIM-H65
F2	DAYB	CM6 L11 18F/835 U DIM-H65
G	OCL	MN1 P1ED 30 MW PBR 8QD26 277 30
H	VOLU	V6123-33
X1	DAYB	CCHX253RW/PDRBZ

X2	DAYB	CCHX153RW	
EL	DAYB	CAX6L24W12	
EL2	DAYB	FX12L70W20	