

Performance Guarantee Status

Contact: John Dunn, QA Dept.
Foresight TPA, Inc.



October 10, 2008

County of El Paso Risk Pool
c/o Liza Reyes
500 East San Antonio, Room 302
El Paso, Texas 79901

RE: Year X, Quarter III, Performance Guarantee Report

I am writing to inform you of our **Year X, Quarter III** (July 1, 2008-September 30, 2008) performance results. For your review, we have enclosed the supporting documents. The following synopsis is for **September 2008** and the final figures for **Year X, Quarter III**.

Item	Performance Standard	September 2008	Quarter III 2008
Claims turnaround - paid within 14 days	95%	81.26%	90.83%
Claims turnaround - paid within 20 days	98%	90.98%	96.33%
Claim coding Accuracy	98%	99.99%	99.98%
Claim dollar Payment Accuracy	98%	99.95%	99.85%
Customer Service- abandoned calls	5%	1%	1%

Please do not hesitate to call with questions in regards to this report. Thank you for your continued support.

Sincerely,

Jennifer Spencer
Administration Manager

Attachments: Exhibit A - Performance Standards Report
Exhibit B - Turnaround Time Report
Exhibit C - Quarter Audit Report
Exhibit D - Customer Service Report

cc: Debra Lopez, Vice President of Operations

Exhibit A

Year X, Quarter III

**Performance Guarantees Report
for The County of El Paso**

*Status Report on the Performance Guarantees for
 County of El Paso*

Report Date: October 10, 2008

Report Period: July 1, 2008 through September 30, 2008

Performance	Definition	Performance Standard	Status
Claims Turnaround Time Non-Investigated Claims	Measurement of the responsiveness of claims process from the number of elapsed calendar days from the date the claim is received for the date the claim is processed. A non-investigated claim shall mean a complete claim received with information sufficient to allow AAI to make a final determination.	95% of non-investigated claims processed within 14 days of receipt. AAI shall report the status of all claims over 30 days old to the County on a monthly basis	Refer to Exhibit B, Turnaround Time Report
			Performance for this period was: 90.83%
			July 2008 97.38%
			August 2008 93.85%
September 2008 81.26%			
Claims Turnaround Time Investigated Claims	Measurement of the responsiveness of claims process from the number of elapsed calendar days from the date the is received to the date the claim is processed. "Processed" shall mean the date the check or EOB is mailed for member payable claims. Processed shall mean the date the claim is in ready claims. An investigated claim shall mean any claim that requires additional information from external sources, including medical records. Receipt for investigated claims shall mean the date the complete claim information is received by AAI.	98% of total claims processed within 20 days of receipt to the County. Documented exceptions will be reported monthly and excluded from consideration in the calculation of this penalty with the approval of the County	Refer to Exhibit B, Turnaround Time Report
			Performance for this period was: 96.33%
			July 2008 99.74%
			August 2008 98.27%
September 2008 90.98%			

Performance	Definition	Performance Standard	Status									
Claim Dollar Payment Accuracy	Percentage of claims dollars paid correctly. Only errors in dollar amounts are counted. Accuracy shall be determined by dividing the total dollar amounts overpaid as well as underpaid by the sum of the total dollar amounts actually paid. This is the error rate that then subtracted from 100% to obtain performance level.	98% or better	<p><i>Refer to Exhibit C, Quarter Audit</i></p> <p>Performance for this quarter was: 99.85%</p> <table> <tr> <td>July</td> <td>2008</td> <td>99.99%</td> </tr> <tr> <td>August</td> <td>2008</td> <td>99.33%</td> </tr> <tr> <td>September</td> <td>2008</td> <td>99.95%</td> </tr> </table>	July	2008	99.99%	August	2008	99.33%	September	2008	99.95%
July	2008	99.99%										
August	2008	99.33%										
September	2008	99.95%										
Claim Coding Accuracy	Percentage of claims paid correctly i.e., no overpayment and no underpayment. All payment errors, including duplicate and non-payments, shall be counted as errors. Accuracy shall be calculated by dividing the total number of claims paid correctly by the total number of claims reviewed.	98% or better	<p><i>Refer to Exhibit C, Quarter Audit</i></p> <p>Performance for this quarter was: 99.98%</p> <table> <tr> <td>July</td> <td>2008</td> <td>99.98%</td> </tr> <tr> <td>August</td> <td>2008</td> <td>99.98%</td> </tr> <tr> <td>September</td> <td>2008</td> <td>99.99%</td> </tr> </table>	July	2008	99.98%	August	2008	99.98%	September	2008	99.99%
July	2008	99.98%										
August	2008	99.98%										
September	2008	99.99%										
Customer Service	Inquiries responded by the Customer Service Department by telephone and letter to the Member/Provider.	<p>a) Less than 5% abandoned per month</p> <p>b) Average hold time is 60 seconds or less</p>	<p><i>Refer to Exhibit D, Customer Service Reports</i></p> <p>a) abandoned rate= 1.00%</p> <p>b) answered within 60 sec= 99.00%</p>									
Provide Timely Reports On A Monthly Basis	These reports shall be in the hands of the County of El Paso Personnel within 30 days of the end of the report period.	Monthly Reports within 10 days of the end of the report period.	All reports are being provided within 10 days of the report period.									

Exhibit B

**Turnaround
Time Reports**



Claims Turn Around Report

COUNTY OF EL PASO

For the Month: JULY 2008

# of Calendar Days	Total Claims Processed	Total Turnaround Days	% Total Processed	Accum. % of Total Processed
0	1033	0	34.21%	34.21%
1	507	507	16.79%	50.99%
2	201	402	6.66%	57.65%
3	206	618	6.82%	64.47%
4	184	736	6.09%	70.56%
5	155	775	5.13%	75.70%
6	140	840	4.64%	80.33%
7	120	840	3.97%	84.30%
8	119	952	3.94%	88.25%
9	62	558	2.05%	90.30%
10	20	200	0.66%	90.96%
11	35	385	1.16%	92.12%
12	101	1212	3.34%	95.46%
13	44	572	1.46%	96.92%
14	14	196	0.46%	97.38%
15	21	315	0.70%	98.08%
16	15	240	0.50%	98.58%
17	17	289	0.56%	99.14%
18	8	144	0.26%	99.40%
19	6	114	0.20%	99.60%
20	4	80	0.13%	99.74%
21	5	105	0.17%	99.90%
22	1	22	0.03%	99.93%
23	2	46	0.07%	100.00%
	3020	10148		

Avg. Turnaround (Days)
3



Claims Turn Around Report

COUNTY OF EL PASO

For the Month: AUGUST 2008

# of Calendar Days	Total Claims Processed	Total Turnaround Days	% Total Processed	Accum. % of Total Processed
0	1315	0	49.59%	49.59%
1	284	284	10.71%	60.29%
2	87	174	3.28%	63.57%
3	245	735	9.24%	72.81%
4	99	396	3.73%	76.55%
5	47	235	1.77%	78.32%
6	63	378	2.38%	80.69%
7	81	567	3.05%	83.75%
8	61	488	2.30%	86.05%
9	41	369	1.55%	87.59%
10	49	490	1.85%	89.44%
11	16	176	0.60%	90.05%
12	18	216	0.68%	90.72%
13	49	637	1.85%	92.57%
14	34	476	1.28%	93.85%
15	23	345	0.87%	94.72%
16	11	176	0.41%	95.14%
17	13	221	0.49%	95.63%
18	23	414	0.87%	96.49%
19	25	475	0.94%	97.44%
20	22	440	0.83%	98.27%
21	21	441	0.79%	99.06%
22	22	484	0.83%	99.89%
23	3	69	0.11%	100.00%
	2652	8686		

Avg. Turnaround (Days)
3



Claims Turn Around Report

COUNTY OF EL PASO

For the Month: SEPTEMBER 2008

# of Calendar Days	Total Claims Processed	Total Turnaround Days	% Total Processed	Accum. % of Total Processed
0	1144	0	38.35%	38.35%
1	436	436	14.62%	52.97%
2	123	246	4.12%	57.09%
3	134	402	4.49%	61.58%
4	156	624	5.23%	66.81%
5	77	385	2.58%	69.39%
6	75	450	2.51%	71.91%
7	57	399	1.91%	73.82%
8	51	408	1.71%	75.53%
9	24	216	0.80%	76.33%
10	13	130	0.44%	76.77%
11	40	440	1.34%	78.11%
12	17	204	0.57%	78.68%
13	39	507	1.31%	79.99%
14	38	532	1.27%	81.26%
15	14	210	0.47%	81.73%
16	5	80	0.17%	81.90%
17	75	1275	2.51%	84.41%
18	46	828	1.54%	85.95%
19	73	1387	2.45%	88.40%
20	77	1540	2.58%	90.98%
21	28	588	0.94%	91.92%
22	87	1914	2.92%	94.84%
23	35	805	1.17%	96.01%
24	34	816	1.14%	97.15%
25	35	875	1.17%	98.32%
32	42	1344	1.41%	99.73%
33	8	264	0.27%	100.00%
	2983	17305		

Avg. Turnaround (Days)
6

Exhibit C

Quarter Audit

ACCURACY QUARTERLY REPORT

Plan Year: **2008**

Case Name: **County of El Paso**

	Total Claims Audited	Total Charges Processed	Total Allowable Processed	Total Dollars Audited	Over/Under Paid	%	Claim Dollar Payment Accuracy	Total Entries	Total Errors	%	Claim Coding Accuracy
<u>July 2008</u>	587	\$2,941,172.02	\$692,435.43	\$337,387.44	\$0.00	0.000%	100.000%	50506	8	0.016%	99.984%
<u>August 2008</u>	372	\$1,954,025.22	\$486,220.02	\$177,473.18	\$1,185.31	0.668%	99.332%	30877	4	0.013%	99.987%
<u>September 2008</u>	789	\$3,457,273.19	\$727,294.84	\$397,543.40	\$187.64	0.047%	99.953%	64962	5	0.008%	99.992%
Quarter Total	1748	\$8,352,470.43	\$1,905,950.29	\$912,404.02	\$1,372.95	0.150%	99.850%	146345	17	0.012%	99.988%



Exhibit D

**Customer Service
Reports**

**Foresight TPA
Customer Service Department
Telephone Statistics**

Plan Name: County of El Paso

Report Period: July 1, 2008 through September 30, 2008

	July	August	September	Quarter III Totals
Total Calls Offered:	804	737	676	2,217
Total Calls Answered:	797	732	676	2,205
Answered within 60 seconds:	795/100%	720/98%	667/99%	2182/99%
Total Long Abandoned:	8	12	9	29
Total Short Abandoned:	2	4	4	10
% of Calls Abandoned:	1%	1%	1%	1%

Executive Summary

Contact: Adyan Graziani, Data Management Analyst
Foresight TPA, Inc



^^Prescription figure updated received pending information from PBM-Aetna.

**Prescription figure not reflected due to pending information from PBM-Aetna; once information received data will be updated accordingly.

Summary Table Comparison (Plan Period Oct 07 - Sep 08)				
	**Current Month September 2008	^^Prior Month August 2008	^^ Last Year September 2007	
Total Dollars Paid				
	**Month \$ 1,224,710	\$ 629,436	\$ 508,308	
	**PTD (Oct-07 to Sep-08) \$ 9,642,888	\$ 8,418,177	\$ 10,025,631	
% / Claim Type				
Medical	97%	64%	72%	
**Rx	0%	31%	23%	
Dental	3%	5%	5%	
% Medical Network				
In-Network	99%	99%	99%	
Out of Network	<1%	<1%	1%	
Out of Area	0%	0%	<1%	
Average Employee Census				
Medical	2315	2304	2207	
Dental	1413	1401	1332	

Monthly Average for Medical, Rx, & Dental				
	(12 months) 10/07 - 09/08	Current Avg/Month	^^(12 months) 10/06 - 09/07	^^Prior Avg/Month
Medical	\$ 7,222,210	\$ 601,851	\$ 7,802,433	\$ 650,203
**Rx	\$ 1,984,734	\$ 165,395	\$ 1,989,883	\$ 165,824
Dental	\$ 435,944	\$ 36,329	\$ 388,620	\$ 32,385
**Total	\$ 9,642,888	\$ 803,574	\$ 10,180,936	\$ 848,411

Total Dollars Paid Comparison Plan vs Fiscal Periods		
Paid Period	Months	Amount Paid
**Current Fiscal Year Oct-07 to Sep-08	12 months	\$ 9,642,888
^^Prior Fiscal Year Oct-06 to Sep-07	12 months	\$ 10,180,936
^^Prior Fiscal Year Oct-05 to Sep-06	12 months	\$ 8,346,050

Large Dollar Cases paid in current reporting month (benchmark \$30,000)				
Total Paid	Diagnosis	Date of Service	Provider	Paid to Provider
\$ 68,778	Atrial Flutter	6/17/2008	Sierra Medical Center	\$ 68,740.21
\$ 94,674	Atheroscler Native Coronary Artery	7/22/08-7/30/08	Del Sol Medical Center	\$ 92,436.50
\$ 214,231	Lipoma- Intra Abdominal Organs	3/21/08-4/12/08	Sierra Medical Center	\$ 214,149.20
\$ 157,814	Acute Myocardial Infarction of Other Inferior Wall	7/23/08-7/26/08	Sierra Providence East	\$ 155,851.19
\$ 97,600	Abdominal Pain/ Diseased Appendix/ Rapid Weight Loss	7/14/08-7/26/08	Sierra Providence East	\$ 92,632.19
\$ 94,751	Patent Ductus Arteriosus	7/14/08-7/23/08	Providence Memorial Hospital	\$ 94,594.77

% 2007 - 2008 Benefit Savings Summary (Oct - Sep)							
Month	Gross Billed	\$ Allowed	% Allowed to Billed	% Savings	\$ Savings	\$ Paid by health plan	% Paid to Allowed
October	\$ 2,178,836	\$ 736,528	34%	66%	\$ 1,442,308	\$ 511,340	69%
November	\$ 2,176,482	\$ 713,320	33%	67%	\$ 1,463,162	\$ 551,260	77%
December	\$ 2,527,221	\$ 804,976	32%	68%	\$ 1,722,245	\$ 657,042	82%
January	\$ 4,101,787	\$ 1,239,841	30%	70%	\$ 2,861,946	\$ 695,710	56%
February	\$ 2,980,827	\$ 1,042,346	35%	65%	\$ 1,938,481	\$ 676,563	65%
March	\$ 1,825,557	\$ 508,219	28%	72%	\$ 1,317,338	\$ 320,866	63%
April	\$ 2,390,482	\$ 753,743	32%	68%	\$ 1,636,739	\$ 535,583	71%
May	\$ 3,287,982	\$ 1,173,191	36%	64%	\$ 2,114,791	\$ 813,277	69%
June	\$ 2,464,667	\$ 732,932	30%	70%	\$ 1,731,735	\$ 525,197	72%
July	\$ 3,040,010	\$ 989,210	33%	67%	\$ 2,050,801	\$ 712,217	72%
August	\$ 1,892,791	\$ 666,243	35%	65%	\$ 1,226,548	\$ 439,373	66%
September	\$ 3,644,713	\$ 1,475,430	40%	60%	\$ 2,169,283	\$ 1,225,428	83%
Year To Date	\$ 32,511,357	\$ 10,835,979	33%	67%	\$ 21,675,378	\$ 7,663,856	71%

* This table does not reflect prescription costs.

Total Claims Paid / Relation		
	**Current Month	**PTD 10/07 - 09/08
Employee	\$ 962,703	\$ 7,513,876
Spouse	\$ 93,160	\$ 1,015,142
Child	\$ 168,847	\$ 1,113,870
Total	\$ 1,224,710	\$ 9,642,888

% Average / Month Comparison w/o Rx.		
Month Ending:	August-08	August-07
Gross Billed	\$ 2.7 mil.	\$ 2.8 mil.
Allowed	\$ 903 thous.	\$ 929 thous.
Savings	\$ 1.8 mil.	\$ 1.9 mil.
Paid	\$ 639 thous.	\$ 683 thous.

++Aggregate Attachment	
**MEDICAL - YTD Claims Experience	\$ 6,285,878
MEDICAL - YTD%	59%
DENTAL - YTD Claims Experience	\$ 360,112
DENTAL - YTD%	85%

++ Reinsurance Specific Deductible \$225,000		
Met and/or exceeded 50% of deductible.		
Running Total	Diagnosis	Deductible
\$ 133,647.60	Malignant Neoplasm - Stomach	\$225,000
\$ 133,002.64	Malignant Neoplasm - lung	\$225,000
\$ 164,031.44	Acute Myocardial Infarction of Other Inferior Wall	\$225,000
\$ 224,104.87	Lipoma Intra Abdominal Organs	\$225,000
Met and/or exceeded 100% of deductible		
Running Total	Diagnosis	Deductible
\$ 328,465.07	Malignant Neoplasm - Rectum	\$225,000
\$ 238,185.02	Infection Vasc Device- Serratia Septicemia	\$225,000

++ Specific Stop Loss Summary				
Incurred	**Summary Totals	Claimant Count	Received	**Pending
2006	\$ 15,480.09	1	\$ 15,480.09	\$ -
2007	\$ 1,266,101.61	7	\$ 1,266,101.61	\$ -
2008	\$ 116,650.09	6	\$ -	\$ 116,650.09

++ All Reinsurance table illustrations are based upon the Reinsurance contract period.

** Summary Totals and Pending Amounts are subject to change depending on reinsurance ineligible amounts

Month End Report

Contact: Adyan Graziani, Data Management Analyst
Foresight TPA, Inc

**COUNTY OF EL PASO
ACTIVE EMPLOYEES - BASIC PLAN
MEDICAL CLAIMS 10/01/07 - 09/30/08
WITH PRESCRIPTIONS**

*Prescription figure updated received pending information from PBM-Aetna.

-Prescription figure not reflected due to pending information from PBM-Aetna; once information received data will be updated accordingly.

rev	Employee		Spouse		Dependent		TOTAL	
	Member Count	Claims Paid	Member Count	Claims Paid	Member Count	Claims Paid	Members	Claims Paid
*Oct-07	429	\$ 42,197.34	25	\$ 6,427.75	121	\$ 4,002.58	575	\$ 52,627.67
*Nov-07	433	\$ 20,093.13	25	\$ 1,473.50	121	\$ 1,318.28	579	\$ 22,884.91
*Dec-07	410	\$ 91,106.09	21	\$ 2,792.82	113	\$ 4,344.54	544	\$ 98,243.45
*Jan-08	414	\$ 130,219.22	23	\$ 2,413.21	116	\$ 5,344.35	553	\$ 137,976.78
*Feb-08	417	\$ 46,532.28	23	\$ 2,334.28	115	\$ 3,162.92	555	\$ 52,029.48
*Mar-08	421	\$ 20,256.67	23	\$ 1,226.84	117	\$ 3,318.49	561	\$ 24,802.00
*Apr-08	422	\$ 35,476.02	23	\$ 2,867.36	116	\$ 5,226.64	561	\$ 43,570.02
*May-08	427	\$ 36,416.80	23	\$ 3,730.21	115	\$ 14,264.69	565	\$ 54,411.70
*Jun-08	428	\$ 24,712.74	21	\$ 1,212.35	116	\$ 1,177.10	565	\$ 27,102.19
*Jul-08	438	\$ 45,348.56	25	\$ 2,513.33	117	\$ 2,869.78	580	\$ 50,731.67
*Aug-08	431	\$ 27,415.56	24	\$ 1,685.68	117	\$ 2,922.84	572	\$ 32,024.08
~Sept-08	435	\$ 49,122.56	23	\$ 3,077.78	121	\$ 4,367.03	579	\$ 56,567.37

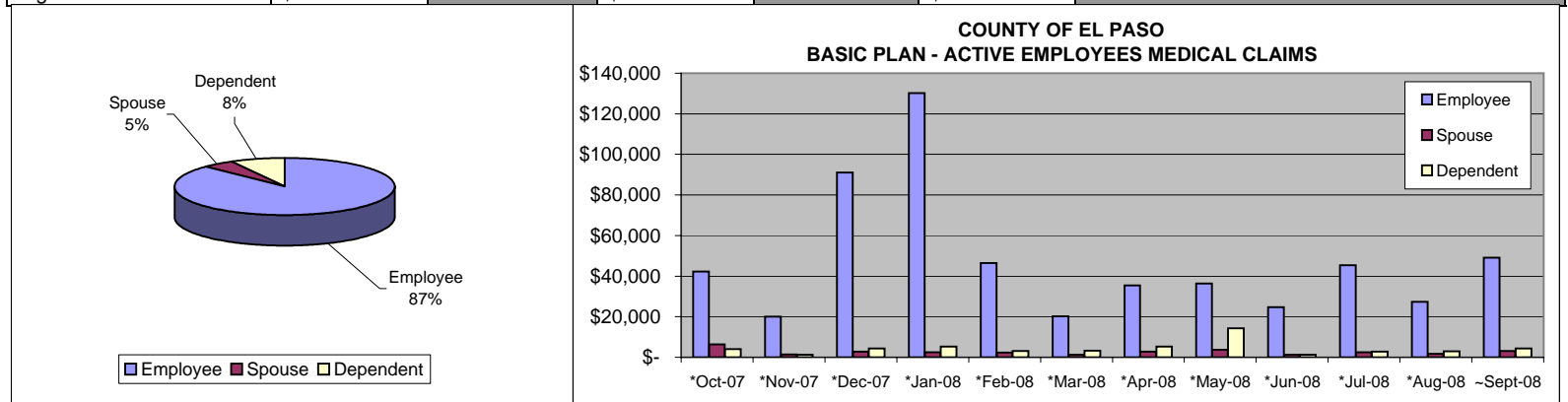
Gross Claims	\$ 568,896.97	\$ 31,755.11	\$ 52,319.24	\$ 652,971.32
--------------	---------------	--------------	--------------	---------------

**Stop Loss	\$ -	\$ -	\$ -	\$ -
-------------	------	------	------	------

Net Claims	\$ 568,896.97	\$ 31,755.11	\$ 52,319.24	\$ 652,971.32
------------	---------------	--------------	--------------	---------------

Average Member Count	425	23	117
----------------------	-----	----	-----

Avg. Member Cost/Month	\$ 111.44	\$ 113.82	\$ 37.24
------------------------	-----------	-----------	----------



**Reimbursed Amount

**COUNTY OF EL PASO
ACTIVE EMPLOYEES - BUYUP PLAN
MEDICAL CLAIMS 10/01/07 - 09/30/08
WITH PRESCRIPTIONS**

*Prescription figure updated received pending information from PBM-Aetna.

-Prescription figure not reflected due to pending information from PBM-Aetna; once information received data will be updated accordingly.

Paid Month	Employee		Spouse		Dependent		TOTAL	
	Member Count	Claims Paid	Member Count	Claims Paid	Member Count	Claims Paid	Members	Claims Paid
*Oct-07	949	\$ 299,573.59	153	\$ 39,992.37	456	\$ 33,799.51	1,558	\$ 373,365.47
*Nov-07	950	\$ 350,474.72	152	\$ 33,696.09	454	\$ 56,489.77	1,556	\$ 440,660.58
*Dec-07	974	\$ 281,690.88	156	\$ 41,271.11	462	\$ 45,807.01	1,592	\$ 368,769.00
*Jan-08	989	\$ 408,599.59	160	\$ 39,272.44	477	\$ 35,314.21	1,626	\$ 483,186.24
*Feb-08	982	\$ 428,970.18	161	\$ 28,359.50	475	\$ 21,505.13	1,618	\$ 478,834.81
*Mar-08	979	\$ 241,511.60	161	\$ 28,449.38	474	\$ 24,611.47	1,614	\$ 294,572.45
*Apr-08	980	\$ 303,965.27	160	\$ 36,966.94	469	\$ 39,197.18	1,609	\$ 380,129.39
*May-08	989	\$ 395,831.93	159	\$ 51,575.80	473	\$ 26,813.44	1,621	\$ 474,221.17
*Jun-08	988	\$ 372,650.64	160	\$ 33,096.25	471	\$ 24,795.13	1,619	\$ 430,542.02
*Jul-08	996	\$ 345,264.98	162	\$ 29,100.82	476	\$ 109,716.68	1,634	\$ 484,082.48
*Aug-08	993	\$ 297,184.06	161	\$ 40,992.35	478	\$ 40,588.18	1,632	\$ 378,764.59
~Sept-08	1001	\$ 489,737.50	167	\$ 55,028.89	466	\$ 30,719.16	1,634	\$ 575,485.55

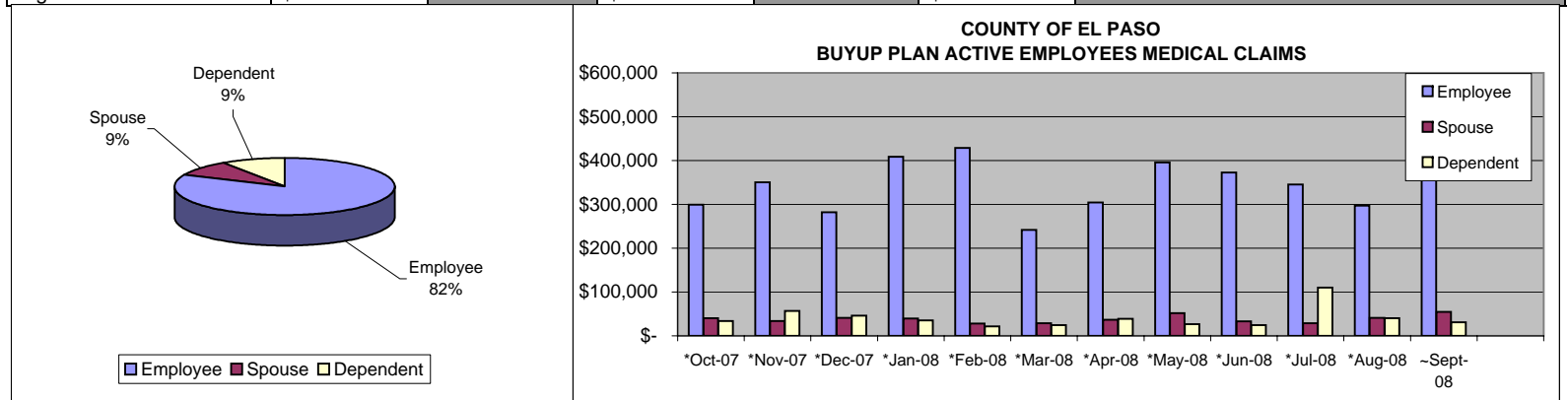
Gross Claims	\$ 4,215,454.94	\$ 457,801.94	\$ 489,356.87	\$ 5,162,613.75
--------------	-----------------	---------------	---------------	-----------------

**Stop Loss	\$ 208,713.13	\$ 73,513.93	\$ 28,968.05	\$ 311,195.11
-------------	---------------	--------------	--------------	---------------

Net Claims	\$ 4,006,741.81	\$ 384,288.01	\$ 460,388.82	\$ 4,851,418.64
------------	-----------------	---------------	---------------	-----------------

Average Member Count	981	159	469	
----------------------	-----	-----	-----	--

Avg. Member Cost/Month	\$ 340.42	\$ 200.99	\$ 81.76	
------------------------	-----------	-----------	----------	--



**Reimbursed Amount

COUNTY OF EL PASO
COBRA EMPLOYEES (NON-UNIFORM) - BASIC PLAN
 MEDICAL CLAIMS 10/01/07 - 09/30/08
 WITH PRESCRIPTIONS

*Prescription figure updated received pending information from PBM-Aetna.

-Prescription figure not reflected due to pending information from PBM-Aetna, once information is received the data will be updated accordingly.

Paid Month	Employee		Spouse		Dependent		TOTAL	
	Member Count	Claims Paid	Member Count	Claims Paid	Member Count	Claims Paid	Members	Claims Paid
*Oct-07	0	\$ 98.33	0	\$ -	0	\$ -	0	\$ 98.33
*Nov-07	0	\$ 156.86	0	\$ -	0	\$ -	0	\$ 156.86
*Dec-07	0	\$ 174.84	0	\$ -	0	\$ -	0	\$ 174.84
*Jan-08	0	\$ 112.57	0	\$ -	0	\$ -	0	\$ 112.57
*Feb-08	0	\$ 105.07	0	\$ -	0	\$ -	0	\$ 105.07
*Mar-08	0	\$ 16.90	0	\$ -	0	\$ -	0	\$ 16.90
*Apr-08	0	\$ 86.29	0	\$ -	0	\$ -	0	\$ 86.29
*May-08	0	\$ 136.07	0	\$ -	0	\$ -	0	\$ 136.07
*Jun-08	1	\$ 727.26	0	\$ -	0	\$ -	1	\$ 727.26
*Jul-08	3	\$ 4,955.71	0	\$ -	0	\$ -	3	\$ 4,955.71
*Aug-08	0	\$ 134.40	0	\$ -	0	\$ -	0	\$ 134.40
~Sept-08	1	\$ 751.94	0	\$ -	0	\$ -	1	\$ 751.94

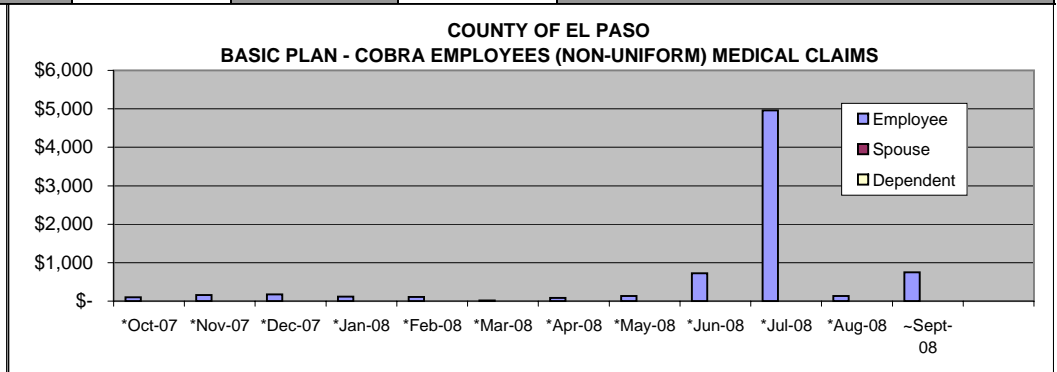
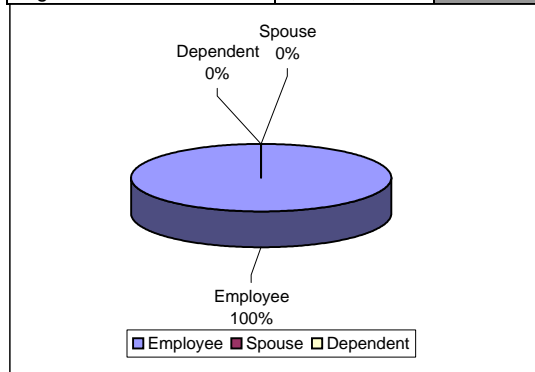
Gross Claims		\$ 7,456.24		\$ -		\$ -		\$ 7,456.24
--------------	--	-------------	--	------	--	------	--	-------------

**Stop Loss		\$ -		\$ -		\$ -		\$ -
-------------	--	------	--	------	--	------	--	------

Net Claims		\$ 7,456.24		\$ -		\$ -		\$ 7,456.24
------------	--	-------------	--	------	--	------	--	-------------

Average Member Count		0		0		0		
----------------------	--	---	--	---	--	---	--	--

Avg. Member Cost/Month	\$ 1,491.25		\$ -		\$ -			
------------------------	-------------	--	------	--	------	--	--	--



**Reimbursed Amount

**COUNTY OF EL PASO
COBRA EMPLOYEES (NON-UNIFORM) - BUYUP PLAN
MEDICAL CLAIMS 10/01/07 - 09/30/08
WITH PRESCRIPTIONS**

*Prescription figure updated received pending information from PBM-Aetna.

-Prescription figure not reflected due to pending information from PBM-Aetna, once information is received the data will be updated accordingly.

Paid Month	Employee		Spouse		Dependent		TOTAL	
	Member Count	Claims Paid	Member Count	Claims Paid	Member Count	Claims Paid	Members	Claims Paid
*Oct-07	7	\$ 2,202.73	1	\$ -	2	\$ 63.61	10	\$ 2,266.34
*Nov-07	7	\$ 2,615.54	1	\$ -	2	\$ -	10	\$ 2,615.54
*Dec-07	8	\$ 3,253.80	1	\$ -	2	\$ 71.40	11	\$ 3,325.20
*Jan-08	6	\$ 5,331.46	1	\$ -	2	\$ 897.17	9	\$ 6,228.63
*Feb-08	6	\$ 48,307.45	1	\$ -	2	\$ 59.03	9	\$ 48,366.48
*Mar-08	4	\$ 7,205.88	1	\$ -	0	\$ -	5	\$ 7,205.88
*Apr-08	5	\$ 1,897.81	1	\$ -	0	\$ 100.29	6	\$ 1,998.10
*May-08	5	\$ 7,200.70	1	\$ -	0	\$ 50.59	6	\$ 7,251.29
*Jun-08	4	\$ 8,328.70	1	\$ 78.94	0	\$ 384.48	5	\$ 8,792.12
*Jul-08	4	\$ 365.79	1	\$ -	0	\$ 136.08	5	\$ 501.87
*Aug-08	4	\$ (2,803.06)	1	\$ 31.63	0	\$ -	5	\$ (2,771.43)
~Sept-08	5	\$ 279.21	1	\$ -	1	\$ -	7	\$ 279.21

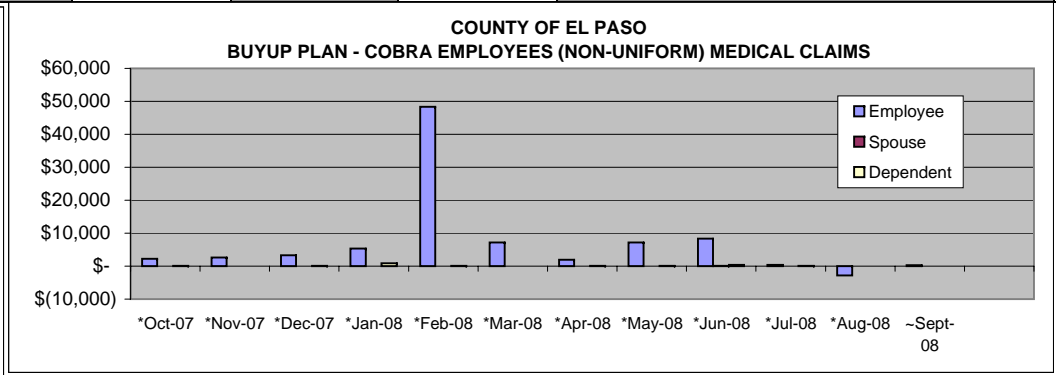
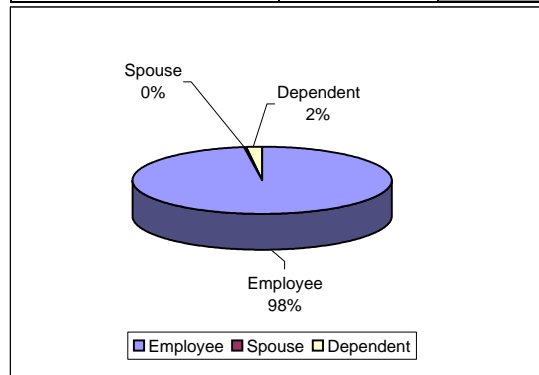
Gross Claims	\$ 84,186.01	\$ 110.57	\$ 1,762.65	\$ 86,059.23
--------------	--------------	-----------	-------------	--------------

**Stop Loss	\$ -	\$ -	\$ -	\$ -
-------------	------	------	------	------

Net Claims	\$ 84,186.01	\$ 110.57	\$ 1,762.65	\$ 86,059.23
------------	--------------	-----------	-------------	--------------

Average Member Count	5	1	1	
----------------------	---	---	---	--

Avg. Member Cost/Month	\$ 1,295.17	\$ -	\$ 160.24	
------------------------	-------------	------	-----------	--



**Reimbursed Amount

**COUNTY OF EL PASO
SHERIFF EMPLOYEES - BASIC PLAN
MEDICAL CLAIMS 10/01/07 - 09/30/08
WITH PRESCRIPTIONS**

*Prescription figure updated received pending information from PBM-Aetna.

-Prescription figure not reflected due to pending information from PBM-Aetna; once information received data will be updated accordingly.

Paid Month	Employee		Spouse		Dependent		TOTAL	
	Member Count	Claims Paid	Member Count	Claims Paid	Member Count	Claims Paid	Members	Claims Paid
*Oct-07	236	\$ 8,380.78	22	\$ 555.10	99	\$ 1,739.92	357	\$ 10,675.80
*Nov-07	231	\$ 11,640.89	21	\$ 74,169.84	101	\$ 3,049.57	353	\$ 88,860.30
*Dec-07	216	\$ 16,447.32	18	\$ 2,805.52	101	\$ 1,877.06	335	\$ 21,129.90
*Jan-08	213	\$ 10,422.32	18	\$ 1,522.03	102	\$ 1,386.58	333	\$ 13,330.93
*Feb-08	213	\$ 8,736.35	18	\$ 646.64	107	\$ 1,992.84	338	\$ 11,375.83
*Mar-08	211	\$ 7,010.07	19	\$ 1,529.51	102	\$ 2,624.07	332	\$ 11,163.65
*Apr-08	210	\$ 15,380.90	19	\$ 1,047.70	103	\$ 1,433.43	332	\$ 17,862.03
*May-08	217	\$ 19,662.88	19	\$ 2,427.38	103	\$ 11,548.31	339	\$ 33,638.57
*Jun-08	216	\$ 6,372.69	18	\$ 7,928.96	100	\$ 2,240.03	334	\$ 16,541.68
*Jul-08	216	\$ 5,232.88	18	\$ 4,348.25	100	\$ 1,107.85	334	\$ 10,688.98
*Aug-08	214	\$ 18,287.30	19	\$ 5,300.61	103	\$ 2,100.52	336	\$ 25,688.43
~Sept-08	214	\$ 10,297.96	20	\$ 4,329.96	106	\$ 946.67	340	\$ 15,574.59

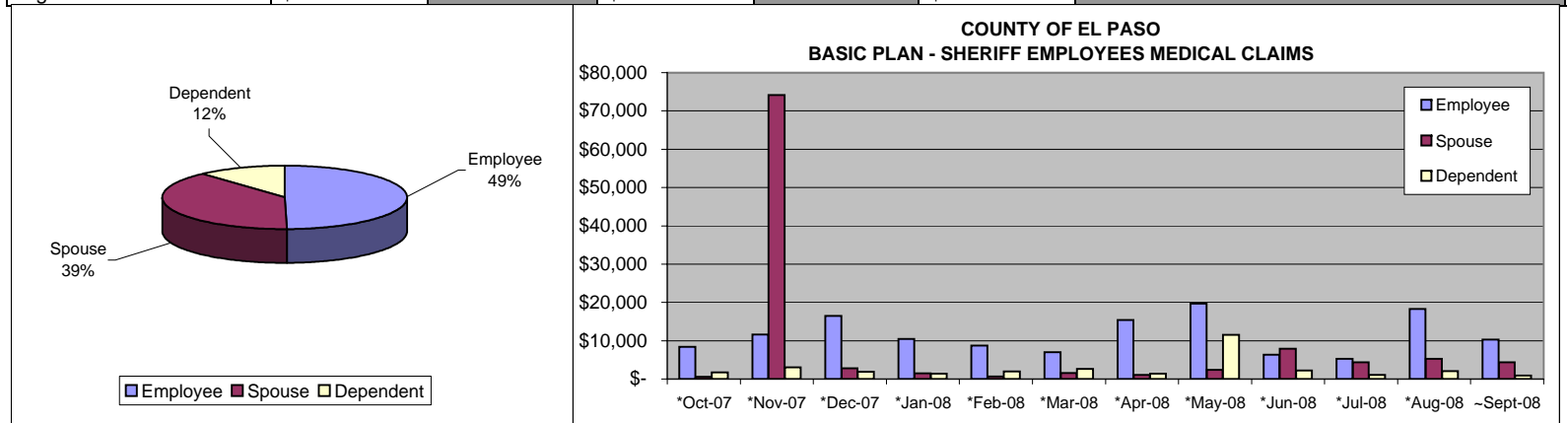
Gross Claims	\$ 137,872.34	\$ 106,611.50	\$ 32,046.85	\$ 276,530.69
--------------	---------------	---------------	--------------	---------------

**Stop Loss	\$ -	\$ -	\$ -	\$ -
-------------	------	------	------	------

Net Claims	\$ 137,872.34	\$ 106,611.50	\$ 32,046.85	\$ 276,530.69
------------	---------------	---------------	--------------	---------------

Average Member Count	217	19	102
----------------------	-----	----	-----

Avg. Member Cost/Month	\$ 52.89	\$ 465.55	\$ 26.12
------------------------	----------	-----------	----------



**Reimbursed Amount

**COUNTY OF EL PASO
SHERIFF EMPLOYEES - BUYUP PLAN
MEDICAL CLAIMS 10/01/07 - 09/30/08
WITH PRESCRIPTIONS**

*Prescription figure updated received pending information from PBM-Aetna.

-Prescription figure not reflected due to pending information from PBM-Aetna; once information received data will be updated accordingly.

Paid Month	Employee		Spouse		Dependent		TOTAL	
	Member Count	Claims Paid	Member Count	Claims Paid	Member Count	Claims Paid	Members	Claims Paid
*Oct-07	514	\$ 137,866.69	107	\$ 22,298.65	464	\$ 32,279.55	1,085	\$ 192,444.89
*Nov-07	515	\$ 57,463.66	105	\$ 16,070.55	458	\$ 16,493.35	1,078	\$ 90,027.56
*Dec-07	531	\$ 226,271.81	108	\$ 21,421.65	464	\$ 18,386.24	1,103	\$ 266,079.70
*Jan-08	546	\$ 76,628.02	117	\$ 22,084.43	490	\$ 65,161.08	1,153	\$ 163,873.53
*Feb-08	547	\$ 155,507.00	119	\$ 23,415.44	493	\$ 18,836.11	1,159	\$ 197,758.55
*Mar-08	549	\$ 43,989.61	120	\$ 14,387.15	493	\$ 22,788.69	1,162	\$ 81,165.45
*Apr-08	548	\$ 118,626.01	119	\$ 26,421.56	493	\$ 24,639.72	1,160	\$ 169,687.29
*May-08	565	\$ 273,474.76	121	\$ 17,182.06	500	\$ 22,954.98	1,186	\$ 313,611.80
*Jun-08	564	\$ 68,588.89	121	\$ 23,960.96	501	\$ 24,367.09	1,186	\$ 116,916.94
*Jul-08	563	\$ 199,153.09	121	\$ 26,657.92	499	\$ 26,555.98	1,183	\$ 252,366.99
*Aug-08	561	\$ 67,207.50	117	\$ 29,281.77	493	\$ 22,079.76	1,171	\$ 118,569.03
~Sept-08	559	\$ 135,391.04	116	\$ 21,838.99	494	\$ 127,467.86	1,169	\$ 284,697.89

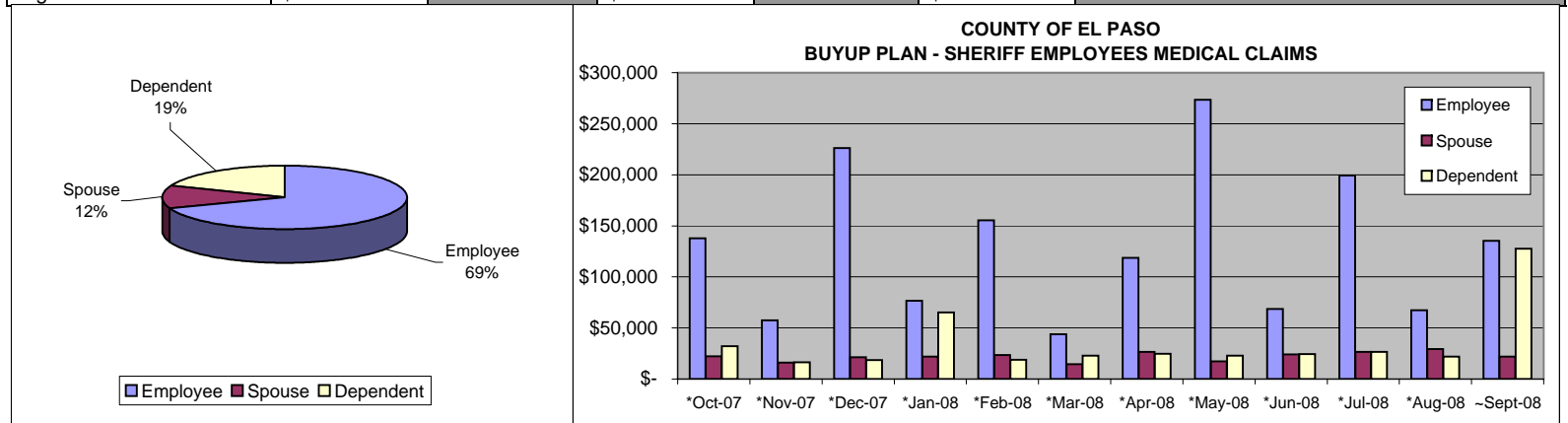
Gross Claims	\$ 1,560,168.08	\$ 265,021.13	\$ 422,010.41	\$ 2,247,199.62
--------------	-----------------	---------------	---------------	-----------------

**Stop Loss	\$ 551,228.11	\$ -	\$ -	\$ 551,228.11
-------------	---------------	------	------	---------------

Net Claims	\$ 1,008,939.97	\$ 265,021.13	\$ 422,010.41	\$ 1,695,971.51
------------	-----------------	---------------	---------------	-----------------

Average Member Count	547	116	487
----------------------	-----	-----	-----

Avg. Member Cost/Month	\$ 153.75	\$ 190.53	\$ 72.24
------------------------	-----------	-----------	----------



**Reimbursed Amount

**COUNTY OF EL PASO
COBRA SHERIFF - BASIC PLAN
MEDICAL CLAIMS 10/01/07 - 09/30/08
WITH PRESCRIPTIONS**

*Prescription figure updated received pending information from PBM-Aetna.

-Prescription figure not reflected due to pending information from PBM-Aetna, once information is received the data will be updated accordingly.

Paid Month	Employee		Spouse		Dependent		TOTAL	
	Member Count	Claims Paid	Member Count	Claims Paid	Member Count	Claims Paid	Members	Claims Paid
*Oct-07	0	\$ -	0	\$ -	0	\$ -	0	\$ -
*Nov-07	0	\$ -	0	\$ -	0	\$ -	0	\$ -
*Dec-07	0	\$ -	0	\$ -	0	\$ -	0	\$ -
*Jan-08	0	\$ -	0	\$ -	0	\$ -	0	\$ -
*Feb-08	0	\$ -	0	\$ -	0	\$ -	0	\$ -
*Mar-08	0	\$ -	0	\$ -	0	\$ -	0	\$ -
*Apr-08	0	\$ -	0	\$ -	0	\$ -	0	\$ -
*May-08	0	\$ -	0	\$ -	0	\$ -	0	\$ -
*Jun-08	0	\$ -	0	\$ -	0	\$ -	0	\$ -
*Jul-08	0	\$ -	0	\$ -	0	\$ -	0	\$ -
*Aug-08	0	\$ -	0	\$ -	0	\$ -	0	\$ -
~Sept-08	0	\$ -	0	\$ -	0	\$ -	0	\$ -

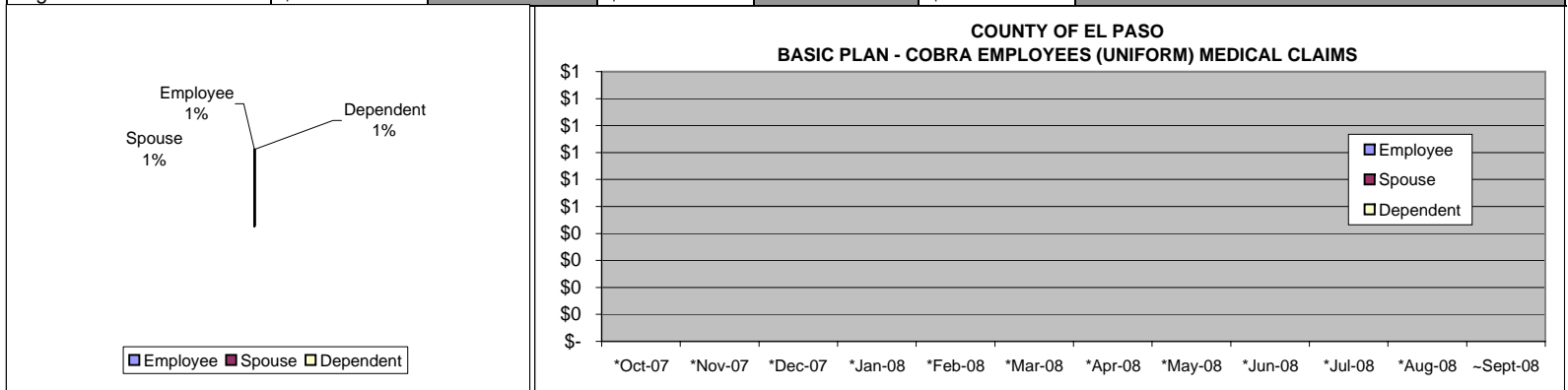
Gross Claims	\$ -	\$ -	\$ -	\$ -
--------------	------	------	------	------

**Stop Loss	\$ -	\$ -	\$ -	\$ -
-------------	------	------	------	------

Net Claims	\$ -	\$ -	\$ -	\$ -
------------	------	------	------	------

Average Member Count	0	0	0	0
----------------------	---	---	---	---

Avg. Member Cost/Month	\$ -	\$ -	\$ -	\$ -
------------------------	------	------	------	------



**Reimbursed Amount

**COUNTY OF EL PASO
COBRA SHERIFF - BUYUP PLAN
MEDICAL CLAIMS 10/01/07 - 09/30/08
WITH PRESCRIPTIONS**

*Prescription figure updated received pending information from PBM-Aetna.

-Prescription figure not reflected due to pending information from PBM-Aetna, once information is received the data will be updated accordingly.

Paid Month	Employee		Spouse		Dependent		TOTAL	
	Member Count	Claims Paid	Member Count	Claims Paid	Member Count	Claims Paid	Members	Claims Paid
*Oct-07	0	\$ -	0	\$ -	0	\$ -	0	\$ -
*Nov-07	0	\$ -	0	\$ -	0	\$ -	0	\$ -
*Dec-07	0	\$ -	0	\$ -	0	\$ -	0	\$ -
*Jan-08	0	\$ -	0	\$ -	0	\$ -	0	\$ -
*Feb-08	0	\$ -	0	\$ -	0	\$ -	0	\$ -
*Mar-08	0	\$ -	0	\$ -	0	\$ -	0	\$ -
*Apr-08	0	\$ -	0	\$ -	0	\$ -	0	\$ -
*May-08	0	\$ -	0	\$ -	0	\$ -	0	\$ -
*Jun-08	0	\$ -	0	\$ -	0	\$ -	0	\$ -
*Jul-08	0	\$ -	0	\$ -	0	\$ -	0	\$ -
*Aug-08	0	\$ -	0	\$ -	0	\$ -	0	\$ -
~Sept-08	0	\$ -	0	\$ -	0	\$ -	0	\$ -

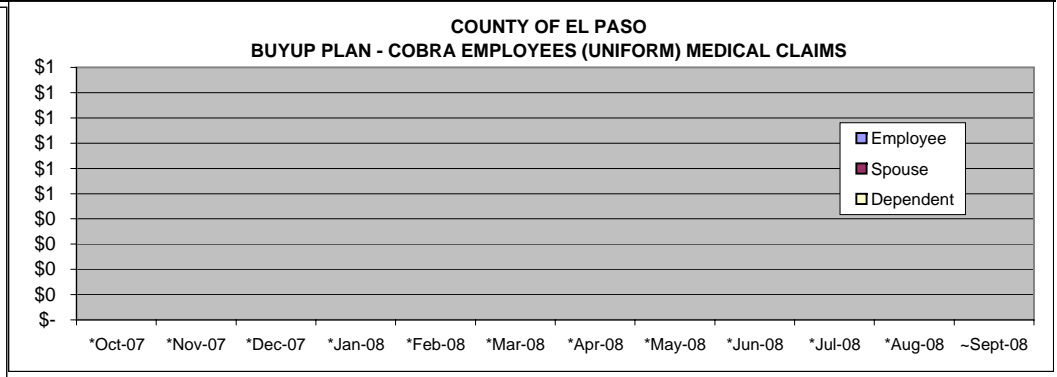
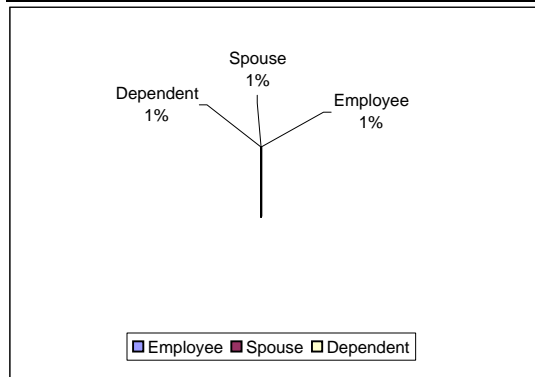
Gross Claims	\$ -	\$ -	\$ -	\$ -
--------------	------	------	------	------

**Stop Loss	\$ -	\$ -	\$ -	\$ -
-------------	------	------	------	------

Net Claims	\$ -	\$ -	\$ -	\$ -
------------	------	------	------	------

Average Member Count	0	0	0	0
----------------------	---	---	---	---

Avg. Member Cost/Month	\$ -	\$ -	\$ -	\$ -
------------------------	------	------	------	------



**Reimbursed Amount

**COUNTY OF EL PASO
RETIREE REGULAR - BASIC PLAN
MEDICAL CLAIMS 10/01/07 - 09/30/08
WITH PRESCRIPTIONS**

*Prescription figure updated received pending information from PBM-Aetna.

-Prescription figure not reflected due to pending information from PBM-Aetna, once information is received the data will be updated accordingly.

Paid Month	Employee		Spouse		Dependent		TOTAL	
	Member Count	Claims Paid	Member Count	Claims Paid	Member Count	Claims Paid	Members	Claims Paid
*Oct-07	7	\$ 276.31	1	\$ 32.24	1	\$ -	9	\$ 308.55
*Nov-07	7	\$ 926.64	1	\$ -	1	\$ -	9	\$ 926.64
*Dec-07	6	\$ 259.53	1	\$ -	1	\$ -	8	\$ 259.53
*Jan-08	6	\$ 987.66	1	\$ -	1	\$ -	8	\$ 987.66
*Feb-08	6	\$ 55.08	1	\$ 130.98	1	\$ -	8	\$ 186.06
*Mar-08	6	\$ 829.91	1	\$ 32.24	1	\$ -	8	\$ 862.15
*Apr-08	6	\$ 341.85	1	\$ -	1	\$ -	8	\$ 341.85
*May-08	6	\$ 1,477.86	1	\$ 6,388.95	1	\$ -	8	\$ 7,866.81
*Jun-08	6	\$ 127.69	1	\$ -	1	\$ -	8	\$ 127.69
*Jul-08	6	\$ 184.25	1	\$ -	1	\$ -	8	\$ 184.25
*Aug-08	6	\$ 1,003.05	1	\$ -	1	\$ -	8	\$ 1,003.05
~Sept-08	6	\$ 114.32	1	\$ -	1	\$ -	8	\$ 114.32

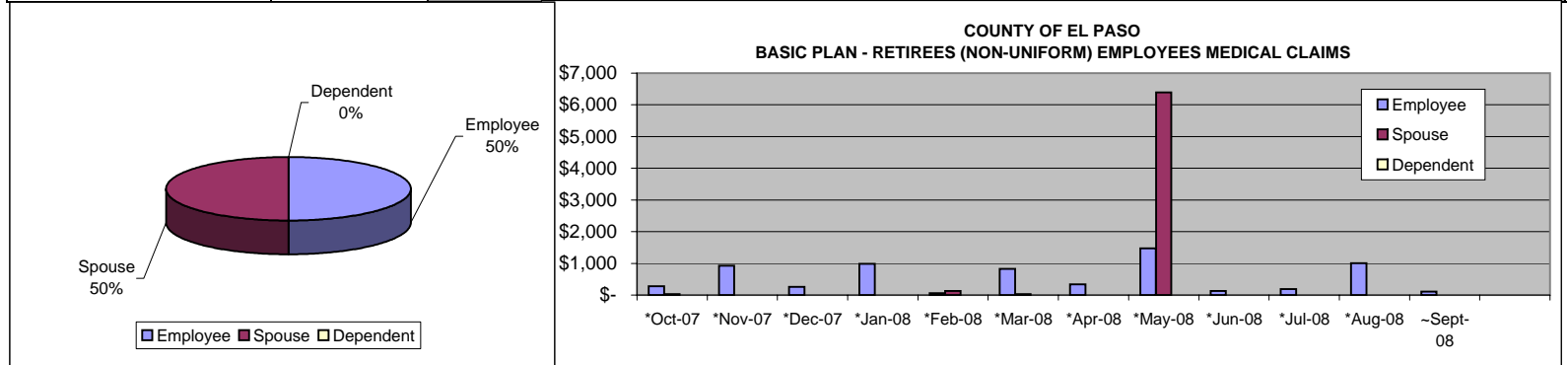
Gross Claims		\$ 6,584.15		\$ 6,584.41		\$ -		\$ 13,168.56
--------------	--	-------------	--	-------------	--	------	--	--------------

**Stop Loss		\$ -		\$ -		\$ -		\$ -
-------------	--	------	--	------	--	------	--	------

Net Claims		\$ 6,584.15		\$ 6,584.41		\$ -		\$ 13,168.56
------------	--	-------------	--	-------------	--	------	--	--------------

Average Member Count		6		1		1		
----------------------	--	---	--	---	--	---	--	--

Avg. Member Cost/Month	\$	88.98		\$ 548.70		\$ -		
------------------------	----	-------	--	-----------	--	------	--	--



**Reimbursed Amount

**COUNTY OF EL PASO
 RETIREE REGULAR - BUYUP PLAN
 MEDICAL CLAIMS 10/01/07 - 09/30/08
 WITH PRESCRIPTIONS**

*Prescription figure updated received pending information from PBM-Aetna.

-Prescription figure not reflected due to pending information from PBM-Aetna, once information is received the data will be updated accordingly.

Paid Month	Employee		Spouse		Dependent		TOTAL	
	Member Count	Claims Paid	Member Count	Claims Paid	Member Count	Claims Paid	Members	Claims Paid
*Oct-07	65	\$ 21,712.41	20	\$ 3,769.78	0	\$ -	85	\$ 25,482.19
*Nov-07	65	\$ 20,150.49	20	\$ 4,676.84	0	\$ -	85	\$ 24,827.33
*Dec-07	66	\$ 17,957.33	20	\$ 4,791.97	0	\$ -	86	\$ 22,749.30
*Jan-08	66	\$ 26,234.89	20	\$ 4,297.56	0	\$ -	86	\$ 30,532.45
*Feb-08	68	\$ 23,837.60	20	\$ 7,423.73	0	\$ -	88	\$ 31,261.33
*Mar-08	68	\$ 26,503.55	20	\$ 6,318.21	0	\$ -	88	\$ 32,821.76
*Apr-08	68	\$ 23,538.23	20	\$ 3,691.02	0	\$ -	88	\$ 27,229.25
*May-08	68	\$ 28,938.38	20	\$ 1,562.96	0	\$ -	88	\$ 30,501.34
*Jun-08	68	\$ 30,344.91	20	\$ 5,137.83	0	\$ -	88	\$ 35,482.74
*Jul-08	68	\$ 25,428.52	20	\$ 5,969.32	0	\$ -	88	\$ 31,397.84
*Aug-08	69	\$ 26,898.95	20	\$ 6,155.66	0	\$ -	89	\$ 33,054.61
~Sept-08	69	\$ 6,528.73	20	\$ 1,217.44	0	\$ -	89	\$ 7,746.17

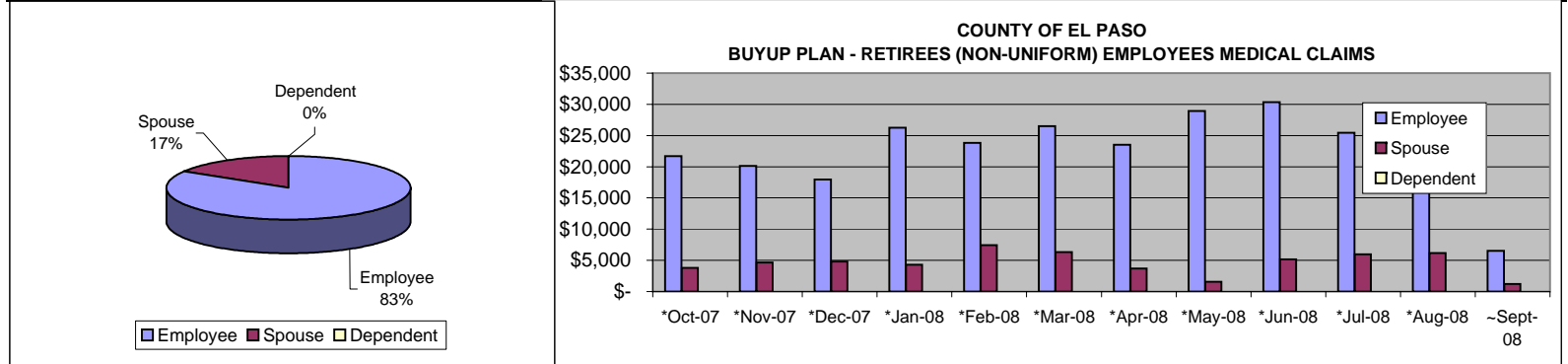
Gross Claims		\$ 278,073.99		\$ 55,012.32		\$ -		\$ 333,086.31
--------------	--	---------------	--	--------------	--	------	--	---------------

**Stop Loss		\$ -		\$ -		\$ -		\$ -
-------------	--	------	--	------	--	------	--	------

Net Claims		\$ 278,073.99		\$ 55,012.32		\$ -		\$ 333,086.31
------------	--	---------------	--	--------------	--	------	--	---------------

Average Member Count		67		20		0		
----------------------	--	----	--	----	--	---	--	--

Avg. Member Cost/Month	\$	344.15		\$ 229.22		\$ -		
------------------------	----	--------	--	-----------	--	------	--	--



**Reimbursed Amount

**COUNTY OF EL PASO
 RETIREE SHERIFF - BASIC PLAN
 MEDICAL CLAIMS 10/01/07 - 09/30/08
 WITH PRESCRIPTIONS**

*Prescription figure updated received pending information from PBM-Aetna.

-Prescription figure not reflected due to pending information from PBM-Aetna, once information is received the data will be updated accordingly.

Paid Month	Employee		Spouse		Dependent		TOTAL	
	Member Count	Claims Paid	Member Count	Claims Paid	Member Count	Claims Paid	Members	Claims Paid
*Oct-07	5	\$ 2,121.70	1	\$ 1,525.16	0	\$ -	6	\$ 3,646.86
*Nov-07	5	\$ 1,826.54	1	\$ 1,591.15	0	\$ -	6	\$ 3,417.69
*Dec-07	4	\$ 993.03	0	\$ 1,516.50	0	\$ -	4	\$ 2,509.53
*Jan-08	4	\$ 4,830.33	0	\$ 1,477.69	0	\$ -	4	\$ 6,308.02
*Feb-08	4	\$ 496.65	0	\$ -	0	\$ -	4	\$ 496.65
*Mar-08	4	\$ 1,168.61	0	\$ -	0	\$ -	4	\$ 1,168.61
*Apr-08	4	\$ 967.44	0	\$ 595.09	0	\$ -	4	\$ 1,562.53
*May-08	4	\$ 707.13	0	\$ -	0	\$ -	4	\$ 707.13
*Jun-08	4	\$ 763.67	0	\$ -	0	\$ -	4	\$ 763.67
*Jul-08	4	\$ 485.29	0	\$ -	0	\$ -	4	\$ 485.29
*Aug-08	4	\$ 498.81	0	\$ -	0	\$ -	4	\$ 498.81
~Sept-08	4	\$ 776.22	0	\$ -	0	\$ -	4	\$ 776.22

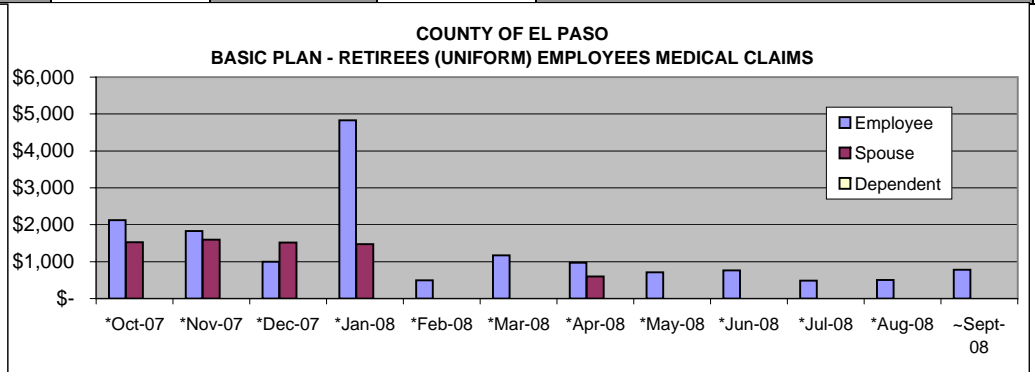
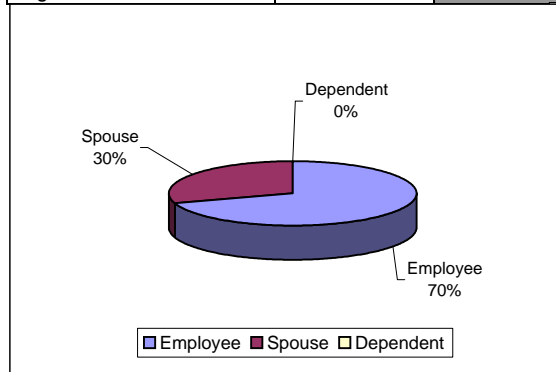
Gross Claims	\$ 15,635.42	\$ 6,705.59	\$ -	\$ 22,341.01
--------------	--------------	-------------	------	--------------

**Stop Loss	\$ -	\$ -	\$ -	\$ -
-------------	------	------	------	------

Net Claims	\$ 15,635.42	\$ 6,705.59	\$ -	\$ 22,341.01
------------	--------------	-------------	------	--------------

Average Member Count	4	0	0
----------------------	---	---	---

Avg. Member Cost/Month	\$ 312.71	\$ 3,352.80	\$ -
------------------------	-----------	-------------	------



**Reimbursed Amount

**COUNTY OF EL PASO
RETIREE SHERIFF - BUYUP PLAN
MEDICAL CLAIMS 10/01/07 - 09/30/08
WITH PRESCRIPTIONS**

*Prescription figure updated received pending information from PBM-Aetna.

-Prescription figure not reflected due to pending information from PBM-Aetna, once information is received the data will be updated accordingly.

Paid Month	Employee		Spouse		Dependent		TOTAL	
	Member Count	Claims Paid	Member Count	Claims Paid	Member Count	Claims Paid	Members	Claims Paid
*Oct-07	18	\$ 5,376.51	5	\$ 3,369.58	1	\$ -	24	\$ 8,746.09
*Nov-07	18	\$ 4,233.65	5	\$ 1,246.85	1	\$ -	24	\$ 5,480.50
*Dec-07	19	\$ 3,800.99	6	\$ 298.95	1	\$ -	26	\$ 4,099.94
*Jan-08	19	\$ 7,300.43	6	\$ 1,144.49	1	\$ -	26	\$ 8,444.92
*Feb-08	20	\$ 3,214.25	7	\$ 624.71	1	\$ -	28	\$ 3,838.96
*Mar-08	22	\$ 6,015.90	8	\$ 2,211.01	3	\$ -	33	\$ 8,226.91
*Apr-08	22	\$ 24,492.17	7	\$ 4,313.43	1	\$ -	30	\$ 28,805.60
*May-08	22	\$ 20,519.01	7	\$ 3,935.13	1	\$ -	30	\$ 24,454.14
*Jun-08	21	\$ 30,831.40	6	\$ 412.63	1	\$ -	28	\$ 31,244.03
*Jul-08	21	\$ 19,185.90	6	\$ 3,526.42	1	\$ -	28	\$ 22,712.32
*Aug-08	22	\$ 7,188.50	8	\$ 1,224.18	1	\$ -	31	\$ 8,412.68
~Sept-08	21	\$ 250,846.89	8	\$ 204.25	1	\$ -	30	\$ 251,051.14

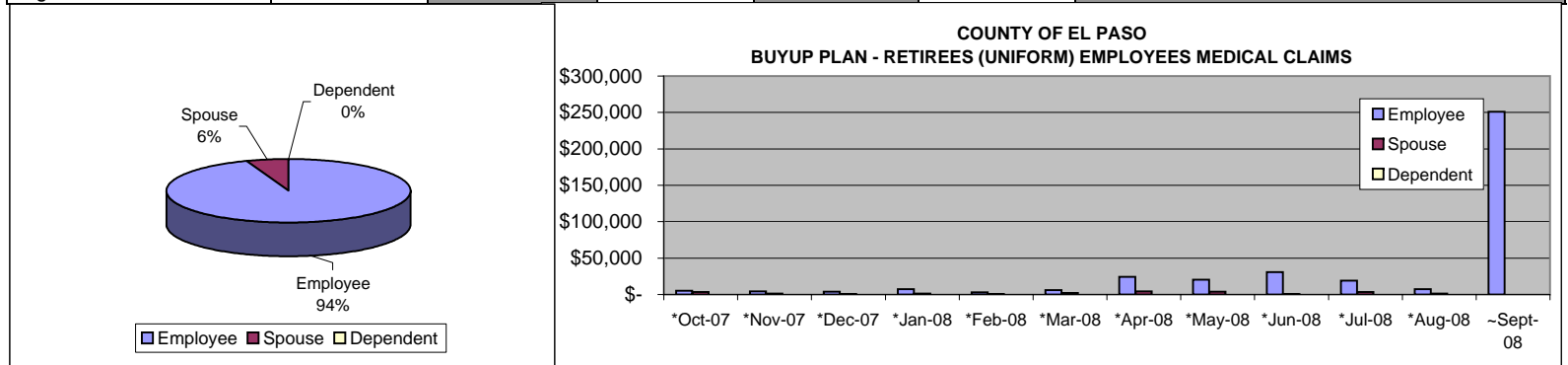
Gross Claims		\$ 383,005.60		\$ 22,511.63		\$ -		\$ 405,517.23
--------------	--	---------------	--	--------------	--	------	--	---------------

**Stop Loss		\$ -		\$ -		\$ -		\$ -
-------------	--	------	--	------	--	------	--	------

Net Claims		\$ 383,005.60		\$ 22,511.63		\$ -		\$ 405,517.23
------------	--	---------------	--	--------------	--	------	--	---------------

Average Member Count		20		7		1		
----------------------	--	----	--	---	--	---	--	--

Avg. Member Cost/Month	\$	1,563.29		\$ 284.96		\$ -		
------------------------	----	----------	--	-----------	--	------	--	--



**Reimbursed Amount

**COUNTY OF EL PASO
TOTALS
MEDICAL CLAIMS 10/01/07 - 09/30/08
WITH PRESCRIPTIONS**

*Prescription figure updated received pending information from PBM-Aetna.

-Prescription figure not reflected due to pending information from PBM-Aetna, once information is received the data will be updated accordingly.

Paid Month	Employee		Spouse		Dependent		TOTAL	
	Member Count	Claims Paid	Member Count	Claims Paid	Member Count	Claims Paid	Members	Claims Paid
*Oct-07	2230	\$ 519,806.39	335	\$ 77,970.63	1144	\$ 71,885.17	3,709	\$ 669,662.19
*Nov-07	2231	\$ 469,582.12	331	\$ 132,924.82	1138	\$ 77,350.97	3,700	\$ 679,857.91
*Dec-07	2234	\$ 641,955.62	331	\$ 74,898.52	1144	\$ 70,486.25	3,709	\$ 787,340.39
*Jan-08	2263	\$ 670,666.49	346	\$ 72,211.85	1189	\$ 108,103.39	3,798	\$ 850,981.73
*Feb-08	2263	\$ 715,761.91	350	\$ 62,935.28	1194	\$ 45,556.03	3,807	\$ 824,253.22
*Mar-08	2264	\$ 354,508.70	353	\$ 54,154.34	1190	\$ 53,342.72	3,807	\$ 462,005.76
*Apr-08	2265	\$ 524,771.99	350	\$ 75,903.10	1183	\$ 70,597.26	3,798	\$ 671,272.35
*May-08	2303	\$ 784,365.52	351	\$ 86,802.49	1193	\$ 75,632.01	3,847	\$ 946,800.02
*Jun-08	2300	\$ 543,448.59	348	\$ 71,827.92	1190	\$ 52,963.83	3,838	\$ 668,240.34
*Jul-08	2319	\$ 645,604.97	354	\$ 72,116.06	1194	\$ 140,386.37	3,867	\$ 858,107.40
*Aug-08	2304	\$ 443,015.07	351	\$ 84,671.88	1193	\$ 67,691.30	3,848	\$ 595,378.25
~Sept-08	2315	\$ 943,846.37	356	\$ 85,697.31	1190	\$ 163,500.72	3,861	\$ 1,193,044.40

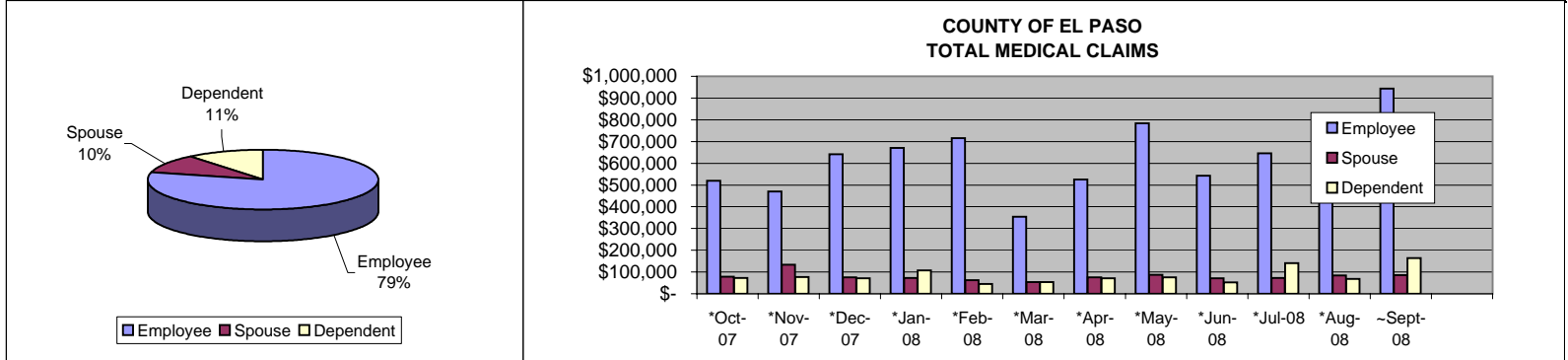
Gross Claims	\$ 7,257,333.74	\$ 952,114.20	\$ 997,496.02	\$ 9,206,943.96
--------------	-----------------	---------------	---------------	-----------------

**Stop Loss	\$ 759,941.24	\$ 73,513.93	\$ 28,968.05	\$ 862,423.22
-------------	---------------	--------------	--------------	---------------

Net Claims	\$ 6,497,392.50	\$ 878,600.27	\$ 968,527.97	\$ 8,344,520.74
------------	-----------------	---------------	---------------	-----------------

Average Member Count	2274	346	1179	
----------------------	------	-----	------	--

Avg. Member Cost/Month	\$ 238.08	\$ 211.41	\$ 68.49	
------------------------	-----------	-----------	----------	--



**Reimbursed Amount

**COUNTY OF EL PASO
ACTIVE EMPLOYEES
DENTAL CLAIMS 10/01/07 - 09/30/08**

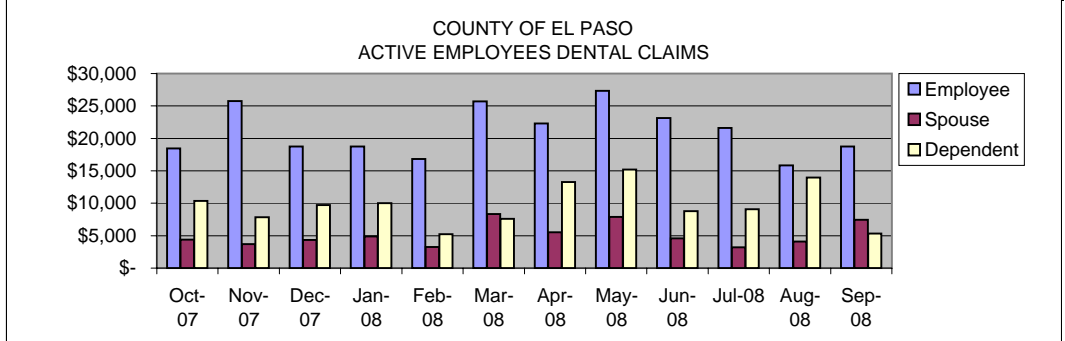
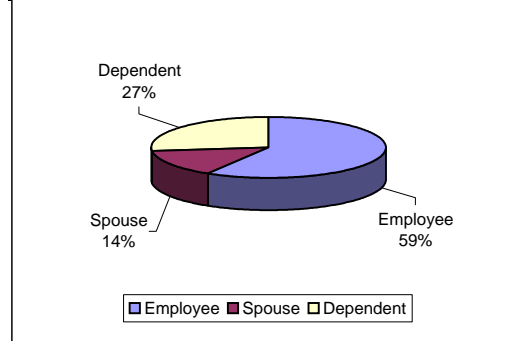
Paid Month	Employee		Spouse		Dependent		TOTAL	
	Member Count	Claims Paid	Member Count	Claims Paid	Member Count	Claims Paid	Members	Claims Paid
Oct-07	1330	\$ 18,433.19	270	\$ 4,387.89	560	\$ 10,385.36	2,160	\$ 33,206.44
Nov-07	1338	\$ 25,746.22	266	\$ 3,702.69	565	\$ 7,829.38	2,169	\$ 37,278.29
Dec-07	1290	\$ 18,763.39	258	\$ 4,349.09	552	\$ 9,708.75	2,100	\$ 32,821.23
Jan-08	1368	\$ 18,729.11	274	\$ 4,862.57	584	\$ 10,027.06	2,226	\$ 33,618.74
Feb-08	1365	\$ 16,801.56	272	\$ 3,265.11	580	\$ 5,238.42	2,217	\$ 25,305.09
Mar-08	1363	\$ 25,725.71	274	\$ 8,339.29	587	\$ 7,596.59	2,224	\$ 41,661.59
Apr-08	1366	\$ 22,315.39	274	\$ 5,523.64	584	\$ 13,257.07	2,224	\$ 41,096.10
May-08	1385	\$ 27,327.06	273	\$ 7,885.74	584	\$ 15,190.77	2,242	\$ 50,403.57
Jun-08	1383	\$ 23,148.58	273	\$ 4,601.44	584	\$ 8,760.25	2,240	\$ 36,510.27
Jul-08	1413	\$ 21,621.69	280	\$ 3,222.21	589	\$ 9,070.61	2,282	\$ 33,914.51
Aug-08	1391	\$ 15,835.79	280	\$ 4,106.90	596	\$ 13,963.48	2,267	\$ 33,906.17
Sep-08	1400	\$ 18,740.90	281	\$ 7,463.18	587	\$ 5,345.82	2,268	\$ 31,549.90

Gross Claims		\$ 253,188.59		\$ 61,709.75		\$ 116,373.56		\$ 431,271.90
--------------	--	---------------	--	--------------	--	---------------	--	---------------

Net Claims		\$ 253,188.59		\$ 61,709.75		\$ 116,373.56		\$ 431,271.90
------------	--	---------------	--	--------------	--	---------------	--	---------------

Average Member Count		1366		273		579		
----------------------	--	------	--	-----	--	-----	--	--

Avg. Member Cost/Month	\$	15.45	\$	18.84	\$	16.74		
------------------------	----	-------	----	-------	----	-------	--	--

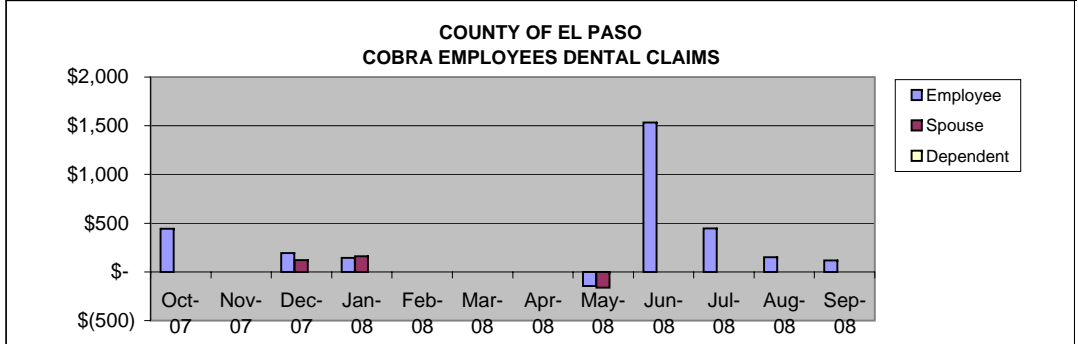
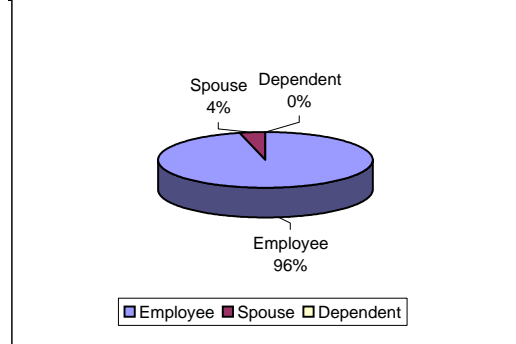


**Reimbursed Amount

**COUNTY OF EL PASO
COBRA EMPLOYEES
DENTAL CLAIMS 10/01/07 - 09/30/08**

Paid Month	Employee		Spouse		Dependent		TOTAL	
	Member Count	Claims Paid	Member Count	Claims Paid	Member Count	Claims Paid	Members	Claims Paid
Oct-07	8	\$ 444.00	2	\$ -	1	\$ -	11	\$ 444.00
Nov-07	8	\$ -	2	\$ -	1	\$ -	11	\$ -
Dec-07	9	\$ 193.64	2	\$ 120.00	1	\$ -	12	\$ 313.64
Jan-08	8	\$ 145.00	1	\$ 160.00	1	\$ -	10	\$ 305.00
Feb-08	9	\$ -	1	\$ -	1	\$ -	11	\$ -
Mar-08	7	\$ -	1	\$ -	1	\$ -	9	\$ -
Apr-08	8	\$ -	1	\$ -	1	\$ -	10	\$ -
May-08	8	\$ (145.00)	1	\$ (160.00)	1	\$ -	10	\$ (305.00)
Jun-08	8	\$ 1,533.62	1	\$ -	1	\$ -	10	\$ 1,533.62
Jul-08	8	\$ 447.00	1	\$ -	1	\$ -	10	\$ 447.00
Aug-08	7	\$ 152.00	1	\$ -	1	\$ -	9	\$ 152.00
Sep-08	9	\$ 116.00	1	\$ -	1	\$ -	11	\$ 116.00
Gross Claims		\$ 2,886.26		\$ 120.00		\$ -		\$ 3,006.26

Net Claims		\$ 2,886.26		\$ 120.00		\$ -		\$ 3,006.26
Average Member Count	8		1		1			
Avg. Member Cost/Month	\$ 29.76		\$ 8.00		\$ -			



*Reimbursed Amount

**COUNTY OF EL PASO
RETIREES EMPLOYEES
DENTAL CLAIMS 10/01/07 - 09/30/08**

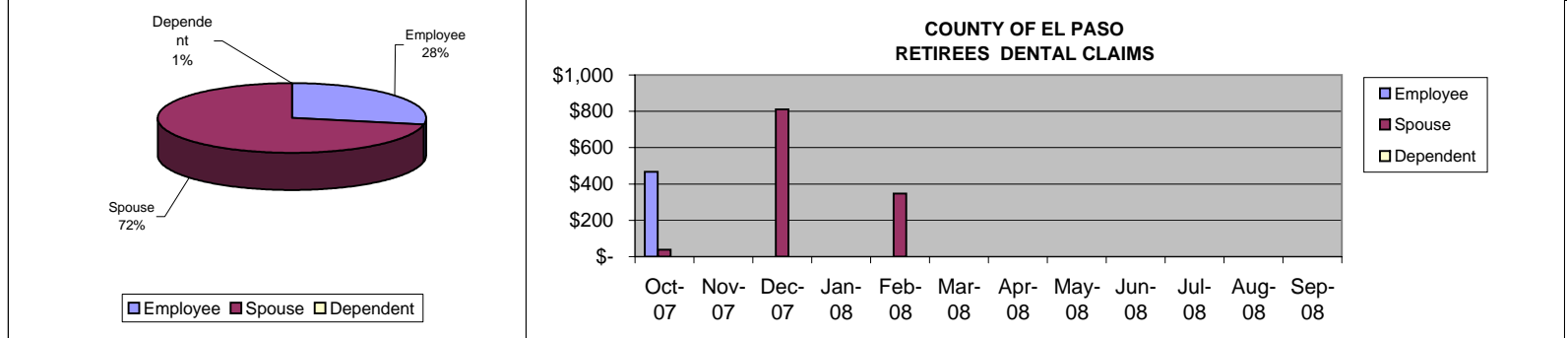
Paid Month	Employee		Spouse		Dependent		TOTAL	
	Member Count	Claims Paid	Member Count	Claims Paid	Member Count	Claims Paid	Members	Claims Paid
Oct-07	5	\$ 467.50	1	\$ 39.00	0	\$ -	6	\$ 506.50
Nov-07	5	\$ -	1	\$ -	0	\$ -	6	\$ -
Dec-07	4	\$ -	1	\$ 811.00	0	\$ -	5	\$ 811.00
Jan-08	4	\$ -	1	\$ -	0	\$ -	5	\$ -
Feb-08	4	\$ -	1	\$ 348.00	0	\$ -	5	\$ 348.00
Mar-08	3	\$ -	1	\$ -	2	\$ -	6	\$ -
Apr-08	3	\$ -	0	\$ -	0	\$ -	3	\$ -
May-08	3	\$ -	0	\$ -	0	\$ -	3	\$ -
Jun-08	3	\$ -	0	\$ -	0	\$ -	3	\$ -
Jul-08	3	\$ -	0	\$ -	0	\$ -	3	\$ -
Aug-08	3	\$ -	0	\$ -	0	\$ -	3	\$ -
Sep-08	4	\$ -	1	\$ -	0	\$ -	5	\$ -

Gross Claims		\$ 467.50		\$ 1,198.00		\$ -		\$ 1,665.50
--------------	--	-----------	--	-------------	--	------	--	-------------

Net Claims		\$ 467.50		\$ 1,198.00		\$ -		\$ 1,665.50
------------	--	-----------	--	-------------	--	------	--	-------------

Average Member Count		4		1		0		
----------------------	--	---	--	---	--	---	--	--

Avg. Member Cost/Month	\$ 10.63		\$ 171.14		\$ -			
------------------------	----------	--	-----------	--	------	--	--	--



**Reimbursed Amount

**COUNTY OF EL PASO
TOTAL DENTAL CLAIMS
DENTAL CLAIMS 10/01/07 - 09/30/08**

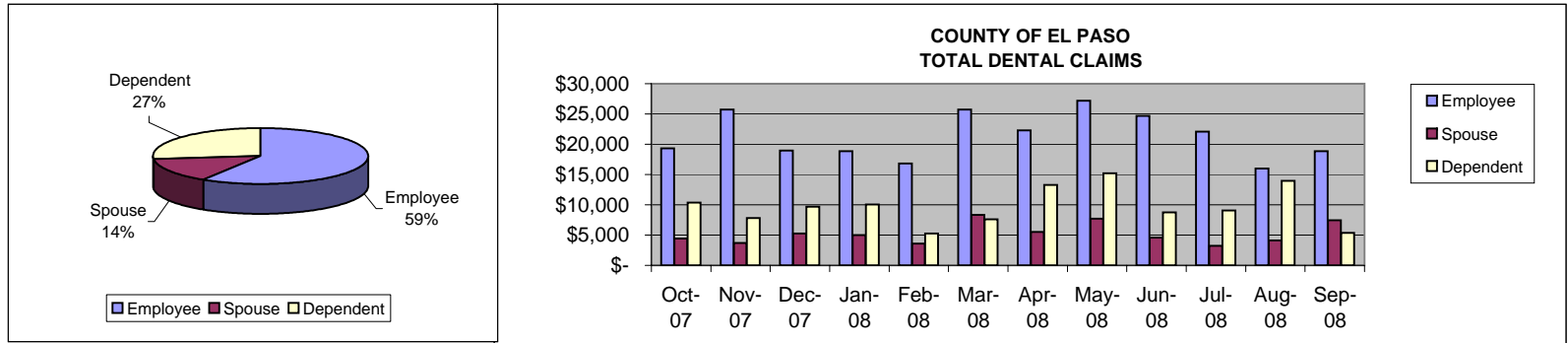
Paid Month	Employee		Spouse		Dependent		TOTAL	
	Member Count	Claims Paid	Member Count	Claims Paid	Member Count	Claims Paid	Members	Claims Paid
Oct-07	1343	\$ 19,344.69	273	\$ 4,426.89	561	\$ 10,385.36	2177	\$ 34,156.94
Nov-07	1351	\$ 25,746.22	269	\$ 3,702.69	566	\$ 7,829.38	2186	\$ 37,278.29
Dec-07	1303	\$ 18,957.03	261	\$ 5,280.09	553	\$ 9,708.75	2117	\$ 33,945.87
Jan-08	1380	\$ 18,874.11	276	\$ 5,022.57	585	\$ 10,027.06	2241	\$ 33,923.74
Feb-08	1378	\$ 16,801.56	274	\$ 3,613.11	581	\$ 5,238.42	2233	\$ 25,653.09
Mar-08	1373	\$ 25,725.71	276	\$ 8,339.29	590	\$ 7,596.59	2239	\$ 41,661.59
Apr-08	1377	\$ 22,315.39	275	\$ 5,523.64	585	\$ 13,257.07	2237	\$ 41,096.10
May-08	1396	\$ 27,182.06	274	\$ 7,725.74	585	\$ 15,190.77	2255	\$ 50,098.57
Jun-08	1394	\$ 24,682.20	274	\$ 4,601.44	585	\$ 8,760.25	2253	\$ 38,043.89
Jul-08	1424	\$ 22,068.69	281	\$ 3,222.21	590	\$ 9,070.61	2295	\$ 34,361.51
Aug-08	1401	\$ 15,987.79	281	\$ 4,106.90	597	\$ 13,963.48	2279	\$ 34,058.17
Sep-08	1413	\$ 18,856.90	283	\$ 7,463.18	588	\$ 5,345.82	2284	\$ 31,665.90

Gross Claims		\$ 256,542.35		\$ 63,027.75		\$ 116,373.56		\$ 435,943.66
--------------	--	---------------	--	--------------	--	---------------	--	---------------

Net Claims		\$ 256,542.35		\$ 63,027.75		\$ 116,373.56		\$ 435,943.66
------------	--	---------------	--	--------------	--	---------------	--	---------------

Average Member Count		1378		275		581		
----------------------	--	------	--	-----	--	-----	--	--

Avg. Member Cost/Month	\$	15.52	\$	19.12	\$	16.71		
------------------------	----	-------	----	-------	----	-------	--	--



**Reimbursed Amount

**COUNTY OF EL PASO
PLAN YEAR 10/01/07 - 09/30/08**

BASIC PLAN							
	MEDICAL ACT	MEDICAL SHF	MEDICAL COBRA	MEDICAL RETIREE	MEDICAL TOTAL	DENTAL TOTAL	*RX TOTAL
Jul-08							
EMPLOYEE	33,176.97	3,134.05	4,798.51	64.80	41,174.33	5,721.15	15,032.36
SPOUSE	1,838.71	3,352.96	0.00	0.00	5,191.67	177.50	1,669.91
DEPENDENT	2,603.34	743.72	0.00	0.00	3,347.06	2,285.02	630.57
TOTAL	37,619.02	7,230.73	4,798.51	64.80	49,713.06	8,183.67	17,332.84
PTD TOTAL							
EMPLOYEE	397,366.58	90,245.60	5,572.87	9,494.56	502,679.61	52,701.74	125,363.39
SPOUSE	19,367.28	92,083.70	0.00	401.83	111,852.81	10,581.13	25,409.77
DEPENDENT	37,690.69	24,735.83	0.00	0.00	62,426.52	21,918.41	11,602.51
TOTAL	454,424.55	207,065.13	5,572.87	9,896.39	676,958.94	85,201.28	162,375.67

*July 2008 Prescription figure updated received pending information from PBM-Aetna.

Aug-08							
EMPLOYEE	16,456.52	16,359.65	0.00	368.31	33,184.48	4,846.23	14,154.64
SPOUSE	1,027.10	4,514.40	0.00	0.00	5,541.50	378.38	1,444.79
DEPENDENT	2,358.36	1,491.51	0.00	0.00	3,849.87	1,532.44	1,173.49
TOTAL	19,841.98	22,365.56	0.00	368.31	42,575.85	6,757.05	16,772.92
PTD TOTAL							
EMPLOYEE	413,823.10	106,605.25	5,572.87	9,862.87	535,864.09	57,547.97	139,518.03
SPOUSE	20,394.38	96,598.10	0.00	401.83	117,394.31	10,959.51	26,854.56
DEPENDENT	40,049.05	26,227.34	0.00	0.00	66,276.39	23,450.85	12,776.00
TOTAL	474,266.53	229,430.69	5,572.87	10,264.70	719,534.79	91,958.33	179,148.59

*August 2008 Prescription figure updated received pending information from PBM-Aetna.

Sep-08							
EMPLOYEE	49,122.56	10,297.96	751.94	890.54	61,063.00	4,847.04	0.00
SPOUSE	3,077.78	4,329.96	0.00	0.00	7,407.74	1,618.38	0.00
DEPENDENT	4,367.03	946.67	0.00	0.00	5,313.70	760.46	0.00
TOTAL	56,567.37	15,574.59	751.94	890.54	73,784.44	7,225.88	0.00
PTD TOTAL							
EMPLOYEE	462,945.66	116,903.21	6,324.81	10,753.41	596,927.09	62,395.01	139,518.03
SPOUSE	23,472.16	100,928.06	0.00	401.83	124,802.05	12,577.89	26,854.56
DEPENDENT	44,416.08	27,174.01	0.00	0.00	71,590.09	24,211.31	12,776.00
TOTAL	530,833.90	245,005.28	6,324.81	11,155.24	793,319.23	99,184.21	179,148.59

*September 2008 Prescription figure not reflected due to pending information from PBM-Aetna, once information is received the data will be updated accordingly.

**COUNTY OF EL PASO
PLAN YEAR 10/01/07 - 09/30/08**

BUY UP PLAN								GRAND TOTAL
	MEDICAL ACT	MEDICAL SHF	MEDICAL COBRA	MEDICAL RETIREE	MEDICAL TOTAL	DENTAL TOTAL	*RX TOTAL	
Jul-08								
EMPLOYEE	260,447.73	181,768.95	(100.07)	22,451.11	464,567.72	16,347.54	124,830.56	667,673.66
SPOUSE	16,439.53	21,017.61	0.00	4,106.13	41,563.27	3,044.71	23,691.21	75,338.27
DEPENDENT	102,013.40	19,833.87	136.08	0.00	121,983.35	6,785.59	14,425.39	149,456.98
TOTAL	378,900.66	222,620.43	36.01	26,557.24	628,114.34	26,177.84	162,947.16	892,468.91
PTD TOTAL								
EMPLOYEE	2,603,952.86	1,167,680.83	80,907.14	149,571.42	4,002,112.25	168,995.92	1,240,317.05	6,092,169.96
SPOUSE	233,011.09	166,709.25	78.94	19,881.16	419,680.44	40,876.54	224,801.99	833,202.68
DEPENDENT	325,535.78	200,515.25	1,691.25	0.00	527,742.28	75,145.85	164,532.69	863,368.26
TOTAL	3,162,499.73	1,534,905.33	82,677.33	169,452.58	4,949,534.97	285,018.31	1,629,651.73	7,788,740.90

*July 2008 Prescription figure updated received pending information from PBM-Aetna.

Aug-08								
EMPLOYEE	208,265.14	47,089.15	(3,132.00)	9,489.63	261,711.92	11,141.56	133,964.03	459,002.86
SPOUSE	30,761.64	22,183.58	31.63	1,846.14	54,822.99	3,728.52	22,862.60	88,778.78
DEPENDENT	27,860.09	15,700.48	0.00	0.00	43,560.57	12,431.04	19,107.37	81,654.78
TOTAL	266,886.87	84,973.21	(3,100.37)	11,335.77	360,095.48	27,301.12	175,934.00	629,436.42
PTD TOTAL								
EMPLOYEE	2,812,218.00	1,214,769.98	77,775.14	159,061.05	4,263,824.17	180,137.48	1,374,281.08	6,551,172.82
SPOUSE	263,772.73	188,892.83	110.57	21,727.30	474,503.43	44,605.06	247,664.59	921,981.46
DEPENDENT	353,395.87	216,215.73	1,691.25	0.00	571,302.85	87,576.89	183,640.06	945,023.04
TOTAL	3,429,386.60	1,619,878.54	79,576.96	180,788.35	5,309,630.45	312,319.43	1,805,585.73	8,418,177.32

*August 2008 Prescription figure updated received pending information from PBM-Aetna.

Sep-08								
EMPLOYEE	489,737.50	135,391.04	279.21	257,375.62	882,783.37	14,009.86	0.00	962,703.27
SPOUSE	55,028.89	21,838.99	0.00	1,421.69	78,289.57	5,844.80	0.00	93,160.49
DEPENDENT	30,719.16	127,467.86	0.00	0.00	158,187.02	4,585.36	0.00	168,846.54
TOTAL	575,485.55	284,697.89	279.21	258,797.31	1,119,259.96	24,440.02	0.00	1,224,710.30
PTD TOTAL								
EMPLOYEE	3,301,955.50	1,350,161.02	78,054.35	416,436.67	5,146,607.54	194,147.34	1,374,281.08	7,513,876.09
SPOUSE	318,801.62	210,731.82	110.57	23,148.99	552,793.00	50,449.86	247,664.59	1,015,141.95
DEPENDENT	384,115.03	343,683.59	1,691.25	0.00	729,489.87	92,162.25	183,640.06	1,113,869.58
TOTAL	4,004,872.15	1,904,576.43	79,856.17	439,585.66	6,428,890.41	336,759.45	1,805,585.73	9,642,887.62

*September 2008 Prescription figure not reflected due to pending information from PBM-Aetna, once information is received the data will be updated accordingly.

COUNTY OF EL PASO
NETWORK UTILIZATION REPORT (BASIC PLAN)
MEDICAL CLAIMS 10/01/2007- 09/30/2008

		OCTOBER	NOVEMBER	DECEMBER	JANUARY	FEBRUARY	MARCH	APRIL	MAY	JUNE	JULY	AUGUST	SEPTEMBER	TOTAL
IN/NET	Employee	40,004.75	20,474.89	95,919.53	132,628.03	43,216.06	17,278.12	41,843.80	44,903.07	19,811.83	40,309.59	32,416.02	58,914.06	587,719.75
	Spouse	5,910.25	75,041.37	4,668.88	3,031.07	1,573.95	845.76	3,025.08	4,725.03	7,757.95	5,191.67	5,541.50	7,407.74	124,720.25
	Dependent	4,278.37	3,642.56	5,486.69	4,939.78	3,929.55	3,654.90	5,863.32	24,561.21	2,264.51	3,144.00	3,849.87	5,313.70	70,928.46
	TOTAL	50,193.37	99,158.82	106,075.10	140,598.88	48,719.56	21,778.78	50,732.20	74,189.31	29,834.29	48,645.26	41,807.39	71,635.50	783,368.46

		OCTOBER	NOVEMBER	DECEMBER	JANUARY	FEBRUARY	MARCH	APRIL	MAY	JUNE	JULY	AUGUST	SEPTEMBER	TOTAL
OUT/NET	Employee	0.00	0.00	135.31	0.00	631.28	0.00	512.00	0.00	0.00	0.00	0.00	383.92	1,662.51
	Spouse	0.00	0.00	0.00	0.00	0.00	0.00	0.00	0.00	0.00	0.00	0.00	0.00	0.00
	Dependent	0.00	0.00	0.00	125.05	0.00	0.00	0.00	0.00	0.00	0.00	0.00	0.00	125.05
	TOTAL	0.00	0.00	135.31	125.05	631.28	0.00	512.00	0.00	0.00	0.00	0.00	383.92	1,787.56

		OCTOBER	NOVEMBER	DECEMBER	JANUARY	FEBRUARY	MARCH	APRIL	MAY	JUNE	JULY	AUGUST	SEPTEMBER	TOTAL
OUT/AREA	Employee	0.00	0.00	1,989.85	0.00	120.97	0.00	0.00	1,942.99	92.80	864.74	768.46	1,765.02	7,544.83
	Spouse	0.00	0.00	0.00	0.00	81.80	0.00	0.00	0.00	0.00	0.00	0.00	0.00	81.80
	Dependent	0.00	0.00	0.00	0.00	0.00	130.46	0.00	0.00	203.06	203.06	0.00	0.00	536.58
	TOTAL	0.00	0.00	1,989.85	0.00	202.77	130.46	0.00	1,942.99	295.86	1,067.80	768.46	1,765.02	8,163.21

		OCTOBER	NOVEMBER	DECEMBER	JANUARY	FEBRUARY	MARCH	APRIL	MAY	JUNE	JULY	AUGUST	SEPTEMBER	TOTAL
TOTALS	Employee	40,004.75	20,474.89	98,044.69	132,628.03	43,968.31	17,278.12	42,355.80	46,846.06	19,904.63	41,174.33	33,184.48	61,063.00	596,927.09
	Spouse	5,910.25	75,041.37	4,668.88	3,031.07	1,655.75	845.76	3,025.08	4,725.03	7,757.95	5,191.67	5,541.50	7,407.74	124,802.05
	Dependent	4,278.37	3,642.56	5,486.69	5,064.83	3,929.55	3,785.36	5,863.32	24,561.21	2,467.57	3,347.06	3,849.87	5,313.70	71,590.09
	TOTAL	50,193.37	99,158.82	108,200.26	140,723.93	49,553.61	21,909.24	51,244.20	76,132.30	30,130.15	49,713.06	42,575.85	73,784.44	793,319.23

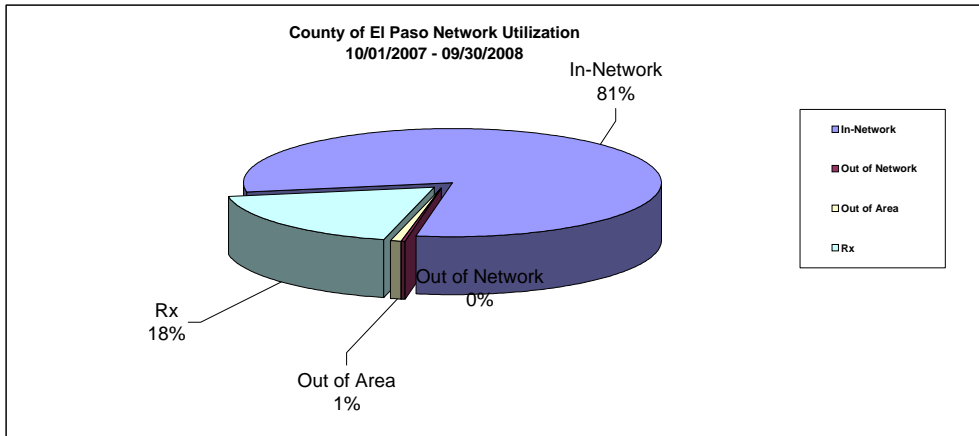
Rx CLAIMS 10/01/2007 - 09/30/2008

		*OCTOBER	*NOVEMBER	*DECEMBER	*JANUARY	*FEBRUARY	*MARCH	*APRIL	*MAY	*JUNE	*JULY	*AUGUST	-SEPTEMBER	TOTAL
RX	Employee	13,069.71	14,169.17	10,936.12	13,944.07	11,957.12	12,004.04	9,896.70	11,554.68	12,799.42	15,032.36	14,154.64	0.00	139,518.03
	Spouse	2,630.00	2,193.12	2,445.96	2,381.86	1,456.15	1,942.83	1,485.07	7,821.51	1,383.36	1,669.91	1,444.79	0.00	26,854.56
	Dependent	1,464.13	725.29	734.91	1,666.10	1,226.21	2,157.20	796.75	1,251.79	949.56	630.57	1,173.49	0.00	12,776.00
	TOTAL	17,163.84	17,087.58	14,116.99	17,992.03	14,639.48	16,104.07	12,178.52	20,627.98	15,132.34	17,332.84	16,772.92	0.00	179,148.59

GRAND TOTAL	67,357.21	116,246.40	122,317.25	158,715.96	64,193.09	38,013.31	63,422.72	96,760.28	45,262.49	67,045.90	59,348.77	73,784.44	972,467.82
--------------------	------------------	-------------------	-------------------	-------------------	------------------	------------------	------------------	------------------	------------------	------------------	------------------	------------------	-------------------

*Prescription figure updated received pending information from PBM-Aetna.

-Prescription figure not reflected pending information from PBM-Aetna; once information received data will be updated accordingly.



COUNTY OF EL PASO
NETWORK UTILIZATION REPORT (BUY UP PLAN)
MEDICAL CLAIMS 10/01/2007- 09/30/2008

		OCTOBER	NOVEMBER	DECEMBER	JANUARY	FEBRUARY	MARCH	APRIL	MAY	JUNE	JULY	AUGUST	SEPTEMBER	TOTAL
IN/NET	Employee	326,929.77	321,791.17	411,617.12	386,336.06	535,121.77	199,363.67	348,852.28	595,147.85	375,059.82	260,619.19	260,619.19	877,423.68	4,898,881.57
	Spouse	46,648.88	33,777.48	47,697.76	47,030.87	40,827.79	25,535.02	44,515.53	52,843.94	35,051.94	54,753.24	54,753.24	77,998.41	561,434.10
	Dependent	46,195.79	56,695.22	48,961.52	80,533.01	23,089.74	28,754.29	47,597.14	35,033.51	35,012.61	42,770.82	42,770.82	156,000.09	643,414.56
	TOTAL	419,774.44	412,263.87	508,276.40	513,899.94	599,039.30	253,652.98	440,964.95	683,025.30	445,124.37	358,143.25	358,143.25	1,111,422.18	6,103,730.23

		OCTOBER	NOVEMBER	DECEMBER	JANUARY	FEBRUARY	MARCH	APRIL	MAY	JUNE	JULY	AUGUST	SEPTEMBER	TOTAL
OUT/NET	Employee	6,215.98	1,907.24	4,685.25	4,975.55	1,873.95	1,077.86	1,401.33	2,609.34	6,963.15	(2,149.03)	(2,149.03)	3,112.87	3,112.87
	Spouse	156.65	0.00	0.00	114.90	0.00	89.78	0.00	0.00	2,650.96	56.56	56.56	136.39	136.39
	Dependent	0.00	497.60	894.64	1,289.66	(236.62)	592.03	0.00	45.50	576.62	789.75	789.75	1,701.55	1,701.55
	TOTAL	6,372.63	2,404.84	5,579.89	6,380.11	1,637.33	1,759.67	1,401.33	2,654.84	10,190.73	(1,302.72)	(1,302.72)	4,950.81	4,950.81

		OCTOBER	NOVEMBER	DECEMBER	JANUARY	FEBRUARY	MARCH	APRIL	MAY	JUNE	JULY	AUGUST	SEPTEMBER	TOTAL
OUT/AREA	Employee	252.56	148.83	385.95	745.24	679.83	1,530.78	763.63	421.14	687.41	3,241.76	3,241.76	2,246.82	2,246.82
	Spouse	479.82	5.04	8.05	8.61	0.00	285.16	49.58	217.51	121.90	13.19	13.19	154.77	154.77
	Dependent	0.00	0.00	0.00	0.00	0.00	34.51	51.54	140.62	0.00	0.00	0.00	485.38	485.38
	TOTAL	732.38	153.87	394.00	753.85	679.83	1,850.45	864.75	779.27	809.31	3,254.95	3,254.95	2,886.97	2,886.97

		OCTOBER	NOVEMBER	DECEMBER	JANUARY	FEBRUARY	MARCH	APRIL	MAY	JUNE	JULY	AUGUST	SEPTEMBER	TOTAL
TOTALS	Employee	333,398.31	323,847.24	416,688.32	392,056.85	537,675.55	201,972.31	351,017.24	598,178.33	382,710.38	261,711.92	261,711.92	882,783.37	4,904,241.26
	Spouse	47,285.35	33,782.52	47,705.81	47,154.38	40,827.79	25,909.96	44,565.11	53,061.45	37,824.80	54,822.99	54,822.99	78,289.57	561,725.26
	Dependent	46,195.79	57,192.82	49,856.16	81,822.67	22,853.12	29,380.83	47,648.68	35,219.63	35,589.23	43,560.57	43,560.57	158,187.02	645,601.49
	TOTAL	426,879.45	414,822.58	514,250.29	521,033.90	601,356.46	257,263.10	443,231.03	686,459.41	456,124.41	360,095.48	360,095.48	1,119,259.96	6,111,568.01

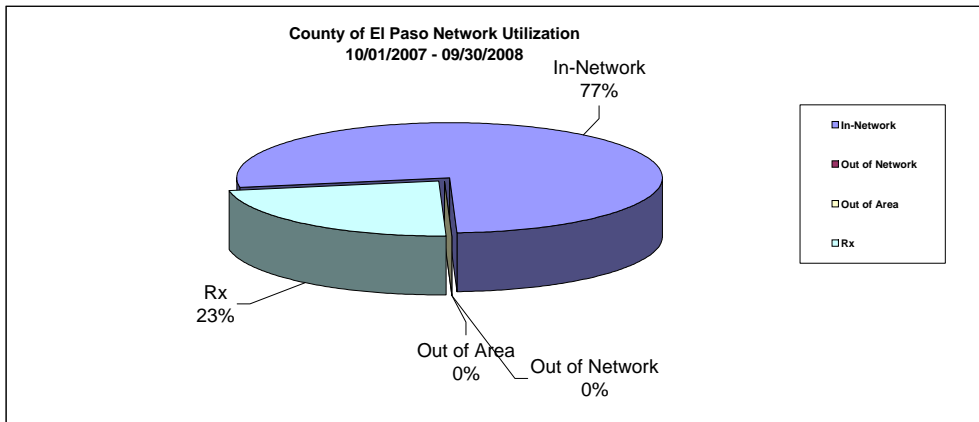
Rx CLAIMS 10/01/2007 - 09/30/2008

		*OCTOBER	*NOVEMBER	*DECEMBER	*JANUARY	*FEBRUARY	*MARCH	*APRIL	*MAY	*JUNE	*JULY	*AUGUST	*SEPTEMBER	TOTAL
RX	Employee	133,333.62	111,090.82	116,286.49	132,037.54	122,160.93	123,254.23	121,502.25	127,786.45	128,034.16	124,830.56	133,964.03	0.00	1,374,281.08
	Spouse	22,145.03	21,907.81	20,077.87	19,644.54	18,995.59	25,455.79	26,827.84	21,194.50	24,861.81	23,691.21	22,862.60	0.00	247,664.59
	Dependent	19,946.88	15,790.30	14,408.49	19,549.79	17,547.15	18,019.33	16,288.51	14,599.38	13,957.47	14,425.39	19,107.37	0.00	183,640.06
	TOTAL	175,425.53	148,788.93	150,772.85	171,231.87	158,703.67	166,729.35	164,618.60	163,580.33	166,853.44	162,947.16	175,934.00	0.00	1,805,585.73

GRAND TOTAL	602,304.98	563,611.51	665,023.14	692,265.77	760,060.13	423,992.45	607,849.63	850,039.74	622,977.85	523,042.64	536,029.48	1,119,259.96	7,917,153.74
--------------------	-------------------	-------------------	-------------------	-------------------	-------------------	-------------------	-------------------	-------------------	-------------------	-------------------	-------------------	---------------------	---------------------

*Prescription figure updated received pending information from PBM-Aetna.

-Prescription figure not reflected pending information from PBM-Aetna; once information received data will be updated accordingly.



COUNTY OF EL PASO
NETWORK UTILIZATION REPORT TOTAL
MEDICAL CLAIMS 10/01/2007- 09/30/2008

		OCTOBER	NOVEMBER	DECEMBER	JANUARY	FEBRUARY	MARCH	APRIL	MAY	JUNE	JULY	AUGUST	SEPTEMBER	TOTAL
IN/NET	Employee	366,934.52	342,266.06	507,536.65	518,964.09	578,337.83	216,641.79	390,696.08	640,050.92	394,871.65	300,928.78	293,035.21	936,337.74	5,486,601.32
	Spouse	52,559.13	108,818.85	52,366.64	50,061.94	42,401.74	26,380.78	47,540.61	57,568.97	42,809.89	59,944.91	60,294.74	85,406.15	686,154.35
	Dependent	50,474.16	60,337.78	54,448.21	85,472.79	27,019.29	32,409.19	53,460.46	59,594.72	37,277.12	45,914.82	46,620.69	161,313.79	714,343.02
	TOTAL	469,967.81	511,422.69	614,351.50	654,498.82	647,758.86	275,431.76	491,697.15	757,214.61	474,958.66	406,788.51	399,950.64	1,183,057.68	6,887,098.69

		OCTOBER	NOVEMBER	DECEMBER	JANUARY	FEBRUARY	MARCH	APRIL	MAY	JUNE	JULY	AUGUST	SEPTEMBER	TOTAL
OUT/NET	Employee	6,215.98	1,907.24	4,820.56	4,975.55	2,505.23	1,077.86	1,913.33	2,609.34	6,963.15	(2,149.03)	(2,149.03)	3,496.79	32,186.97
	Spouse	156.65	0.00	0.00	114.90	0.00	89.78	0.00	0.00	2,650.96	56.56	56.56	136.39	3,261.80
	Dependent	0.00	497.60	894.64	1,414.71	(236.62)	592.03	0.00	45.50	576.62	789.75	789.75	1,701.55	7,065.53
	TOTAL	6,372.63	2,404.84	5,715.20	6,505.16	2,268.61	1,759.67	1,913.33	2,654.84	10,190.73	(1,302.72)	(1,302.72)	5,334.73	42,514.30

		OCTOBER	NOVEMBER	DECEMBER	JANUARY	FEBRUARY	MARCH	APRIL	MAY	JUNE	JULY	AUGUST	SEPTEMBER	TOTAL
OUT/AREA	Employee	252.56	148.83	2,375.80	745.24	800.80	1,530.78	763.63	2,364.13	780.21	4,106.50	4,010.22	4,011.84	21,890.54
	Spouse	479.82	5.04	8.05	8.61	81.80	285.16	49.58	217.51	121.90	13.19	13.19	154.77	1,438.62
	Dependent	0.00	0.00	0.00	0.00	0.00	164.97	51.54	140.62	203.06	203.06	0.00	485.38	1,248.63
	TOTAL	732.38	153.87	2,383.85	753.85	882.60	1,980.91	864.75	2,722.26	1,105.17	4,322.75	4,023.41	4,651.99	24,577.79

		OCTOBER	NOVEMBER	DECEMBER	JANUARY	FEBRUARY	MARCH	APRIL	MAY	JUNE	JULY	AUGUST	SEPTEMBER	TOTAL
TOTALS	Employee	373,403.06	344,322.13	514,733.01	524,684.88	581,643.86	219,250.43	393,373.04	645,024.39	402,615.01	302,886.25	294,896.40	943,846.37	5,540,678.83
	Spouse	53,195.60	108,823.89	52,374.69	50,185.45	42,483.54	26,755.72	47,590.19	57,786.48	45,582.75	60,014.66	60,364.49	85,697.31	690,854.77
	Dependent	50,474.16	60,835.38	55,342.85	86,887.50	26,782.67	33,166.19	53,512.00	59,780.84	38,056.80	46,907.63	47,410.44	163,500.72	722,657.18
	TOTAL	477,072.82	513,981.40	622,450.55	661,757.83	650,910.07	279,172.34	494,475.23	762,591.71	486,254.56	409,808.54	402,671.33	1,193,044.40	6,954,190.78

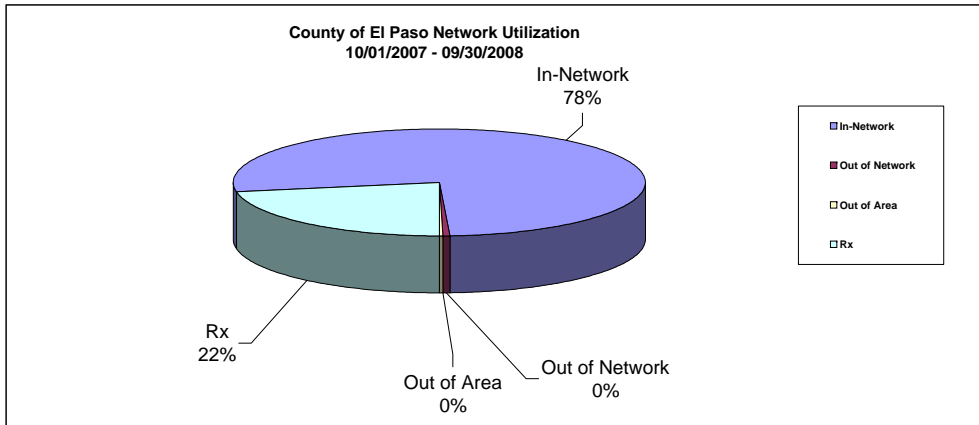
Rx CLAIMS 10/01/2007 - 09/30/2008

		*OCTOBER	*NOVEMBER	*DECEMBER	*JANUARY	*FEBRUARY	*MARCH	*APRIL	*MAY	*JUNE	*JULY	*AUGUST	*SEPTEMBER	TOTAL
RX	Employee	146,403.33	125,259.99	127,222.61	145,981.61	134,118.05	135,258.27	131,398.95	139,341.13	140,833.58	139,862.92	148,118.67	0.00	1,513,799.11
	Spouse	24,775.03	24,100.93	22,523.83	22,026.40	20,451.74	27,398.62	28,312.91	29,016.01	26,245.17	25,361.12	24,307.39	0.00	274,519.15
	Dependent	21,411.01	16,515.59	15,143.40	21,215.89	18,773.36	20,176.53	17,085.26	15,851.17	14,907.03	15,055.96	20,280.86	0.00	196,416.06
	TOTAL	192,589.37	165,876.51	164,889.84	189,223.90	173,343.15	182,833.42	176,797.12	184,208.31	181,985.78	180,280.00	192,706.92	0.00	1,984,734.32

GRAND TOTAL	669,662.19	679,857.91	787,340.39	850,981.73	824,253.22	462,005.76	671,272.35	946,800.02	668,240.34	590,088.54	595,378.25	1,193,044.40	8,938,925.10
--------------------	-------------------	-------------------	-------------------	-------------------	-------------------	-------------------	-------------------	-------------------	-------------------	-------------------	-------------------	---------------------	---------------------

*Prescription figure updated received pending information from PBM-Aetna.

-Prescription figure not reflected pending information from PBM-Aetna; once information received data will be updated accordingly.



COUNTY OF EL PASO MONTHLY AGGREGATE REPORT

Stop Loss Carrier: Kanawha Insurance Company
Plan Year: 01/01/2008-12/31/2008
Contract: 27/12 (Incurred/Paid)
Aggregate Factor: *Medical, Rx (prescriptions)

Single Factor: \$ 328.82
Family Factor: \$ 887.22
Specific Deductible: \$ 225,000
Current Month: **Sep-08**

*Prescription figure updated received pending information from PBM-Aetna.

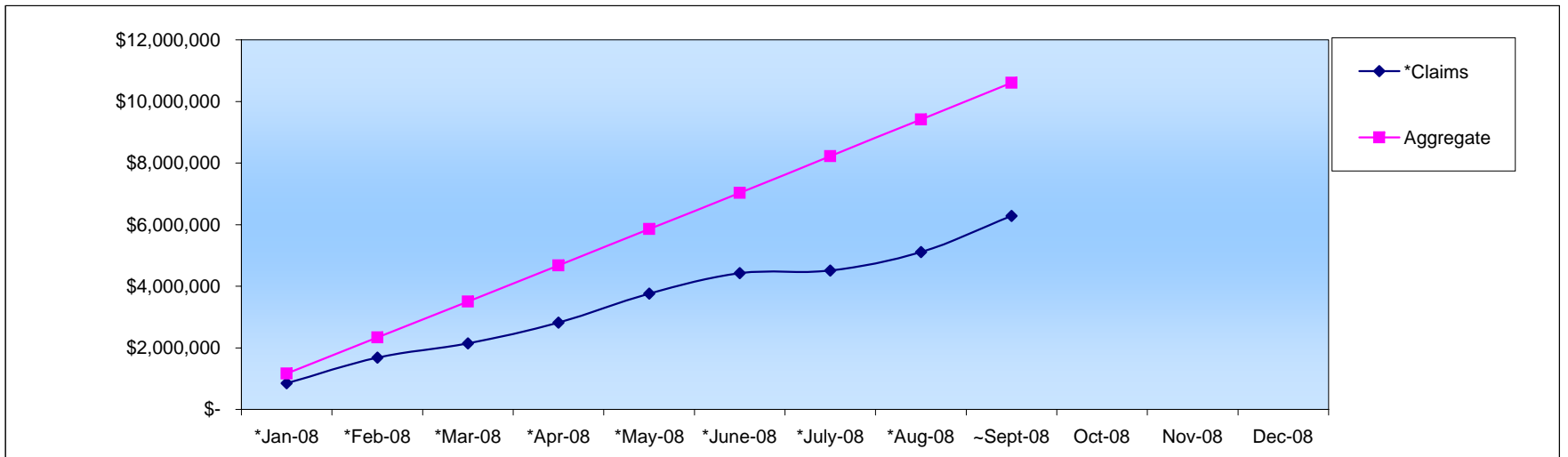
(Incurred 10/01/2006 - 12/31/2008)

-Prescription figure not reflected due to pending information from PBM-AETNA; once information received data will be updated accordingly.

(Paid 01/01/2008 - 12/31/2008)

Paid Month	EE/Only Count (Single Factor)	EE/DEP Count (Family Factor)	Monthly *Claims w/o Specific Adj.	Year to Date *Claims Including Specific Adj.	Monthly Aggregate	Over Specific (Filing)	Year to Date Aggregate	Year to Date *Claims % of Agg
*Jan-08	1508	755	\$ 852,761.33	\$ 852,761.33	\$ 1,165,711.66	\$ -	\$ 1,165,711.66	0.73
*Feb-08	1502	761	\$ 825,917.13	\$ 1,678,678.46	\$ 1,169,062.06	\$ -	\$ 2,334,773.72	0.72
*Mar-08	1504	760	\$ 462,761.65	\$ 2,141,440.11	\$ 1,168,832.48	\$ -	\$ 3,503,606.20	0.61
*Apr-08	1508	757	\$ 671,767.70	\$ 2,813,207.81	\$ 1,167,486.10	\$ -	\$ 4,671,092.30	0.60
*May-08	1541	762	\$ 946,844.80	\$ 3,760,052.61	\$ 1,182,773.26	\$ -	\$ 5,853,865.56	0.64
*June-08	1541	759	\$ 668,222.28	\$ 4,428,274.89	\$ 1,180,111.60	\$ -	\$ 7,033,977.16	0.63
*July-08	1550	769	\$ 185,851.77	\$ 4,510,686.25	\$ 1,191,943.18	\$ 103,440.41	\$ 8,225,920.34	0.55
*Aug-08	1536	768	\$ 595,391.56	\$ 5,106,053.15	\$ 1,186,452.48	\$ 24.66	\$ 9,412,372.82	0.54
~Sept-08	1537	778	\$ 1,193,009.52	\$ 6,285,877.65	\$ 1,195,653.50	\$ 13,185.02	\$ 10,608,026.32	0.59
Oct-08								
Nov-08								
Dec-08								

	Average		Average		Average	Total	
	1525	\$	711,391.97	\$	1,178,669.59	\$ 116,650.09	



Formulary:

Monthly Aggregate: (Composite Factor) x (Employee Census Ct)

ForeSight TPA
005 D-2008 Aggregate.xls

COUNTY OF EL PASO MONTHLY AGGREGATE REPORT

Stop Loss Carrier: Kanawha Insurance Company

Plan Year: 01/01/2008-12/31/2008

Contract: 27/12

Aggregate Factor: *Dental

Single Factor: \$ 21.88

Family Factor: \$ 59.03

Specific Deductible: \$ 225,000

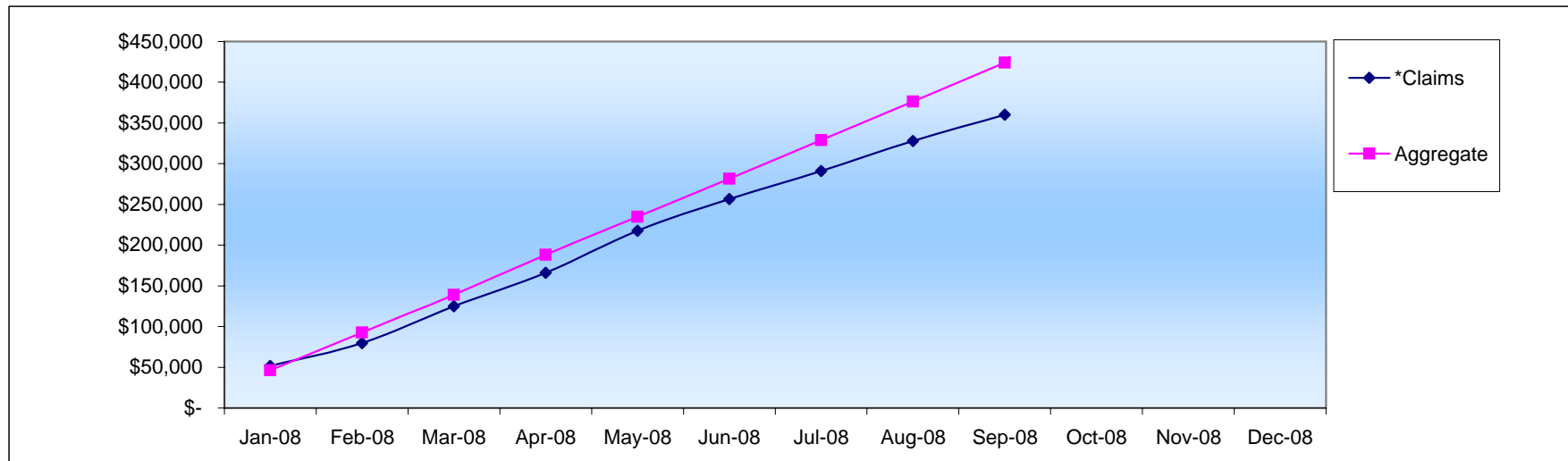
Current Month: **Sep-08**

(Incurred 10/01/2006 - 12/31/2008)

(Paid 01/01/2008 - 12/31/2008)

Paid Month	EE/Only Count (Single Factor)	EE/DEP Count (Family Factor)	Monthly *Claims w/o Specific Adj.	Year to Date *Claims Including Specific Adj.	Monthly Aggregate	Over Specific (Filing)	Year to Date Aggregate	Year to Date *Claims % of Agg
Jan-08	943	437	\$ 51,481.10	\$ 51,481.10	\$ 46,428.95	\$ -	\$ 46,428.95	1.11
Feb-08	945	433	\$ 28,200.67	\$ 79,681.77	\$ 46,236.59	\$ -	\$ 92,665.54	0.86
Mar-08	939	434	\$ 45,132.61	\$ 124,814.38	\$ 46,164.34	\$ -	\$ 138,829.88	0.90
Apr-08	984	468	\$ 41,240.45	\$ 166,054.83	\$ 49,155.96	\$ -	\$ 187,985.84	0.88
May-08	961	435	\$ 51,653.20	\$ 217,708.03	\$ 46,704.73	\$ -	\$ 234,690.57	0.93
Jun-08	959	435	\$ 38,928.39	\$ 256,636.42	\$ 46,660.97	\$ -	\$ 281,351.54	0.91
Jul-08	968	445	\$ 34,389.46	\$ 291,025.88	\$ 47,448.19	\$ -	\$ 328,799.73	0.89
Aug-08	950	451	\$ 36,702.10	\$ 327,727.98	\$ 47,408.53	\$ -	\$ 376,208.26	0.87
Sep-08	959	454	\$ 32,383.55	\$ 360,111.53	\$ 47,782.54	\$ -	\$ 423,990.80	0.85
Oct-08								
Nov-08								
Dec-08								

	Average		Average		Average	Total	
	956		\$ 40,012.39		\$ 47,110.09	\$ -	



Formulary:

Monthly Aggregate: (Composite Factor) x (Employee Census Ct)

ForeSight TPA
005 D-2008 Aggregate.xls

COUNTY OF EL PASO - CENSUS EMPLOYEE UNITS
MEDICAL ENROLLMENT 10/01/07 - 09/30/08

		Active		Sherriff		Cobra		Retired		BASIC TOTAL	BUY UP TOTAL	GRAND TOTAL
		Basic	Buy Up	Basic	Buy Up	Basic	Buy Up	Basic	Buy Up			
OCT	E/O	357	615	180	260	0	5	11	65	548	945	1493
	E/S	15	93	9	51	0	1	1	17	25	162	187
	E/C	47	181	34	147	0	1	0	1	81	330	411
	E/F	10	60	13	56	0	0	0	0	23	116	139
	TOTAL	429	949	236	514	0	7	12	83	677	1553	2230
NOV	E/O	360	618	175	265	0	5	11	65	546	953	1499
	E/S	15	93	9	49	0	1	1	17	25	160	185
	E/C	48	180	35	145	0	1	0	1	83	327	410
	E/F	10	59	12	56	0	0	0	0	22	115	137
	TOTAL	433	950	231	515	0	7	12	83	676	1555	2231
DEC	E/O	344	634	163	278	0	6	10	66	517	984	1501
	E/S	13	95	8	50	0	1	0	18	21	164	185
	E/C	45	184	34	146	0	1	0	1	79	332	411
	E/F	8	61	11	57	0	0	0	0	19	118	137
	TOTAL	410	974	216	531	0	8	10	85	636	1598	2234
JAN	E/O	346	641	161	280	0	4	10	66	517	991	1508
	E/S	13	96	6	52	0	1	0	18	19	167	186
	E/C	45	188	34	149	0	1	0	1	79	339	418
	E/F	10	64	12	65	0	0	0	0	22	129	151
	TOTAL	414	989	213	546	0	6	10	85	637	1626	2263
FEB	E/O	349	634	160	277	0	4	10	68	519	983	1502
	E/S	13	95	5	54	0	1	0	19	18	169	187
	E/C	45	186	35	151	0	1	0	1	80	339	419
	E/F	10	67	13	65	0	0	0	0	23	132	155
	TOTAL	417	982	213	547	0	6	10	88	640	1623	2263
MAR	E/O	352	631	158	281	0	3	10	69	520	984	1504
	E/S	13	98	6	53	0	1	0	19	19	171	190
	E/C	46	187	34	148	0	0	0	1	80	336	416
	E/F	10	63	13	67	0	0	0	1	23	131	154
	TOTAL	421	979	211	549	0	4	10	90	642	1622	2264
APR	E/O	353	634	156	281	0	4	10	70	519	989	1508
	E/S	13	98	6	52	0	1	0	19	19	170	189
	E/C	46	186	35	148	0	0	0	1	81	335	416
	E/F	10	62	13	67	0	0	0	0	23	129	152
	TOTAL	422	980	210	548	0	5	10	90	642	1623	2265
MAY	E/O	358	641	163	295	0	4	10	70	531	1010	1541
	E/S	13	97	6	51	0	1	0	19	19	168	187
	E/C	46	189	35	149	0	0	0	1	81	339	420
	E/F	10	62	13	70	0	0	0	0	23	132	155
	TOTAL	427	989	217	565	0	5	10	90	654	1649	2303
JUN	E/O	358	641	163	295	1	3	10	70	532	1009	1541
	E/S	13	97	6	50	0	1	0	18	19	166	185
	E/C	49	187	35	148	0	0	0	1	84	336	420
	E/F	8	63	12	71	0	0	0	0	20	134	154
	TOTAL	428	988	216	564	1	4	10	89	655	1645	2300
JUL	E/O	363	643	163	296	3	3	10	69	539	1011	1550
	E/S	17	99	6	49	0	1	0	19	23	168	191
	E/C	50	191	35	146	0	0	0	1	85	338	423
	E/F	8	63	12	72	0	0	0	0	20	135	155
	TOTAL	438	996	216	563	3	4	10	89	667	1652	2319
AUG	E/O	358	639	160	297	0	3	10	69	528	1008	1536
	E/S	16	99	6	48	0	1	0	21	22	169	191
	E/C	49	192	35	147	0	0	0	1	84	340	424
	E/F	8	63	13	69	0	0	0	0	21	132	153
	TOTAL	431	993	214	561	0	4	10	91	655	1649	2304
SEP	E/O	360	643	158	294	1	3	10	68	529	1008	1537
	E/S	16	103	6	48	0	1	0	21	22	173	195
	E/C	52	191	36	149	0	1	0	1	88	342	430
	E/F	7	64	14	68	0	0	0	0	21	132	153
	TOTAL	435	1001	214	559	1	5	10	90	660	1655	2315
AVERAGE	E/O	532	952	245	425	1	6	15	102	793	1484	2278
	E/S	21	145	10	76	0	2	0	28	31	251	282
	E/C	71	280	52	222	0	1	0	2	123	504	627
	E/F	14	94	19	98	0	0	0	0	33	192	224
	TOTAL	638	1471	326	820	1	8	16	132	980	2431	3411

COUNTY OF EL PASO - CENSUS EMPLOYEE UNITS
DENTAL ENROLLMENT 10/01/07 - 09/30/08

		Active	Cobra	Retired	TOTAL
OCT	E/O	909	5	4	918
	E/S	136	2	1	139
	E/C	152	1	0	153
	E/F	133	0	0	133
	TOTAL	1330	8	5	1343
NOV	E/O	915	5	4	924
	E/S	134	2	1	137
	E/C	157	1	0	158
	E/F	132	0	0	132
	TOTAL	1338	8	5	1351
DEC	E/O	896	6	3	905
	E/S	125	2	1	128
	E/C	145	1	0	146
	E/F	124	0	0	124
	TOTAL	1290	9	4	1303
JAN	E/O	934	6	3	943
	E/S	136	1	1	138
	E/C	160	1	0	161
	E/F	138	0	0	138
	TOTAL	1368	8	4	1380
FEB	E/O	935	7	3	945
	E/S	133	1	1	135
	E/C	159	1	0	160
	E/F	138	0	0	138
	TOTAL	1365	9	4	1378
MAR	E/O	931	5	3	939
	E/S	135	1	0	136
	E/C	160	1	0	161
	E/F	137	0	0	137
	TOTAL	1363	7	3	1373
APR	E/O	935	6	3	944
	E/S	134	1	0	135
	E/C	160	1	0	161
	E/F	137	0	0	137
	TOTAL	1366	8	3	1377
MAY	E/O	952	6	3	961
	E/S	135	1	0	136
	E/C	160	1	0	161
	E/F	138	0	0	138
	TOTAL	1385	8	3	1396
JUN	E/O	950	6	3	959
	E/S	136	1	0	137
	E/C	160	1	0	161
	E/F	137	0	0	137
	TOTAL	1383	8	3	1394
JUL	E/O	959	6	3	968
	E/S	142	1	0	143
	E/C	163	1	0	164
	E/F	138	0	0	138
	TOTAL	1402	8	3	1413
AUG	E/O	942	5	3	950
	E/S	143	1	0	144
	E/C	168	1	0	169
	E/F	138	0	0	138
	TOTAL	1391	7	3	1401
SEP	E/O	949	7	3	959
	E/S	144	1	1	146
	E/C	169	1	0	170
	E/F	138	0	0	138
	TOTAL	1400	9	4	1413
AVERAGE	E/O	1401	9	5	1414
	E/S	204	2	1	207
	E/C	239	2	0	241
	E/F	204	0	0	204
	TOTAL	2048	12	6	2065

Claim Lag Analysis

Contact: Adyan Graziani, Data Management Analyst
Foresight TPA, Inc

Case No.: 0050000 COUNTY OF EL PASO

Run Date: 10/01/2008

Start at Print Date: 10/01/07

Claim Lag Analysis

End at Print Date: 09/30/08

Month Paid	PRIOR	Month Incurred												Total			
		Oct-07	Nov-07	Dec-07	Jan-08	Feb-08	Mar-08	Apr-08	May-08	Jun-08	Jul-08	Aug-08	Sep-08				
Oct-07	511,340	356,933	154,407														
Nov-07	551,847	58,932	375,526	117,388													
Dec-07	657,042	76,771	123,344	357,323	99,605												
Jan-08	695,710	9,064	17,510	112,109	373,336	183,691											
Feb-08	676,563	17,131	6,122	7,293	65,740	469,387	110,890										
Mar-08	321,166	13,130	3,062	5,160	10,383	36,120	179,147	74,165									
Apr-08	535,583	7,556	-158	4,223	2,674	25,033	137,367	250,164	108,726								
May-08	813,277	209	642	870	465	2,429	49,926	283,573	341,202	133,961							
Jun-08	524,810	7,741	86	3,159	4,793	3,450	3,296	16,581	161,017	223,355	101,333						
Jul-08	712,224	2,424	15	277	509	1,396	1,713	5,702	27,276	270,785	256,126	145,999					
Aug-08	439,769	120	15	15	0	633	1,280	1,783	2,838	16,620	68,615	217,402	130,447				
Sep-08	1,225,428	3,771	15	44	15	875	552	204,340	-8,590	13,912	109,746	646,226	157,976	96,545			
TOTAL:	7,664,759	553,782	680,586	607,861	557,519	723,014	484,170	836,308	632,469	658,634	535,821	1,009,627	288,424	15,232,974			

This report does not reflect stop loss reimbursement, administration or prescription costs.

County Walk-In Log

Contact: Olga Rosas, Customer Service Manager
Foresight TPA, Inc

FORESIGHT TPA

**County of El Paso-Walk-in Log
County Court House**

Week of:SEPTEMBER 1- 5

1	Insurance Card Request	2
2	Aetna PBM Benefit Questions/Problems	0
3	Benefit Booklet or Directory	3
4	Medical/Dental Benefits Infor.	2
5	Claim Status/Questions	0
6	Claim reconsideration/Appeal	0
7	Submission/Claims/Acc details/COB's	0
8	Other	2
	Total	9

Week of:SEPTEMBER 8 - 12

1	Insurance Card Request	0
2	Aetna PBM Benefit Questions/Problems	0
3	Benefit Booklet or Directory	0
4	Medical/Dental Benefits Infor.	2
5	Claim Status/Questions	0
6	Claim reconsideration/Appeal	0
7	Submission/Claims/Acc details/COB's	0
8	Other	6
	Total	8

Week of:SEPTEMBER 15 - 19

1	Insurance Card Request	0
2	Aetna PBM Benefit Questions/Problems	3
3	Benefit Booklet or Directory	1
4	Medical/Dental Benefits Infor.	0
5	Claim Status/Questions	2
6	Claim reconsideration/Appeal	1
7	Submission/Claims/Acc details/COB's	2
8	Other	2
	Total	11

Week of:SEPTEMBER 22 - 26

1	Insurance Card Request	3
2	Aetna PBM Benefit Questions/Problems	0
3	Benefit Booklet or Directory	0
4	Medical/Dental Benefits Infor.	1
5	Claim Status/Questions	2
6	Claim reconsideration/Appeal	1
7	Submission/Claims/Acc details/COB's	0
8	Other	3
	Total	10

Week of: SEPTEMBER 29 THRU OCT. 3

1	Insurance Card Request	0
2	Aetna PBM Benefit Questions/Problems	0
3	Benefit Booklet or Directory	0
4	Medical/Dental Benefits Infor.	1
5	Claim Status/Questions	2
6	Claim reconsideration/Appeal	0
7	Submission/Claims/Acc details/COB's	0
8	Other	7
	Total	10

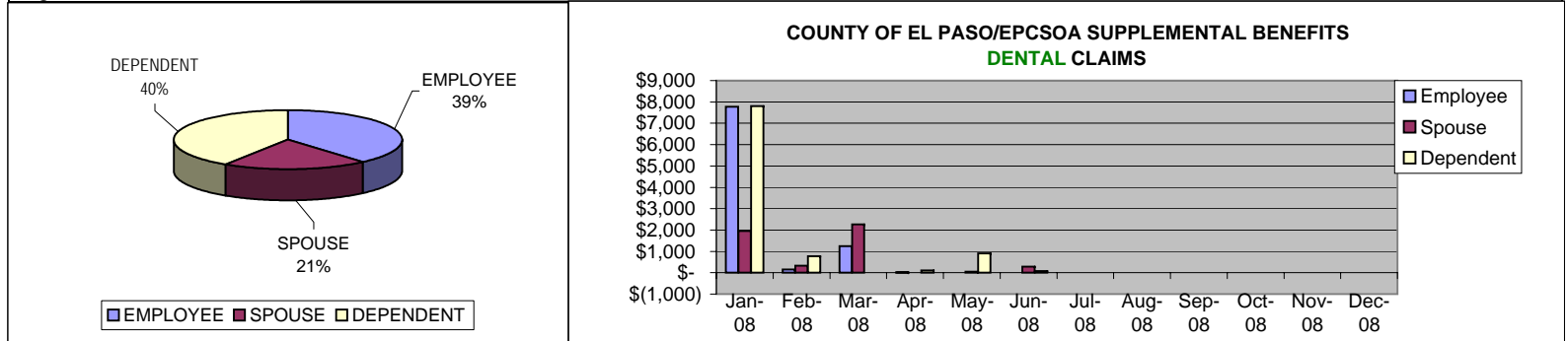
- *** Other:
- Enrolled dependent to the health plan;
 - Dropped dependent from health plan;
 - Cert. Of Coverage ;• RX temporary id card
 - EP Fitness Enroll and/or Drop; • Healthy Lifestyle Reimbursement Program
 - Returned Mail

**Total Visits: 48
Calls: 174**

COUNTY OF EL PASO/EPCSOA SUPPLEMENTAL BENEFITS

DENTAL CLAIMS 01/01/08 - 12/31/08

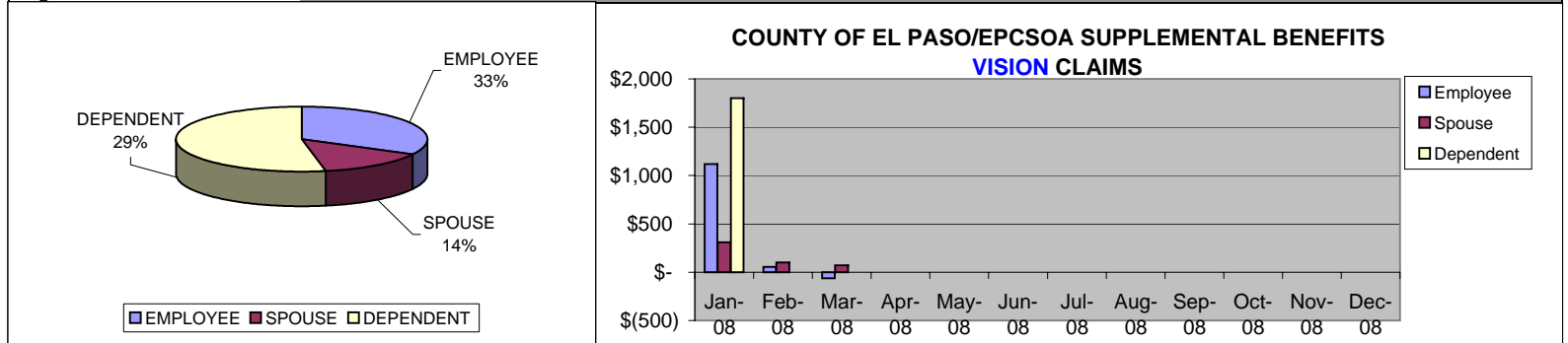
Paid Month	EMPLOYEE		SPOUSE		DEPENDENT		TOTAL	
	Member Count	Claims Paid	Member Count	Claims Paid	Member Count	Claims Paid	Member Count	Claims Paid
Jan-08		\$ 7,767.31		\$ 1,955.20		\$ 7,806.49	-	\$ 17,529.00
Feb-08		\$ 157.50		\$ 324.20		\$ 775.88	-	\$ 1,257.58
Mar-08		\$ 1,249.44		\$ 2,264.57		\$ -	-	\$ 3,514.01
Apr-08		\$ 25.00		\$ -		\$ 107.35	-	\$ 132.35
May-08		\$ -		\$ 56.00		\$ 912.29	-	\$ 968.29
Jun-08		\$ (1.00)		\$ 288.00		\$ 85.50	-	\$ 372.50
Jul-08		\$ -		\$ -		\$ -	-	\$ -
Aug-08		\$ -		\$ -		\$ -	-	\$ -
Sep-08		\$ -		\$ -		\$ -	-	\$ -
Oct-08							-	\$ -
Nov-08							-	\$ -
Dec-08							-	\$ -
Gross Claims		\$ 9,198.25		\$ 4,887.97		\$ 9,687.51		\$ 23,773.73
Net Claims		\$ 9,198.25		\$ 4,887.97		\$ 9,687.51		\$ 23,773.73
Average Member Count								
Avg. Member Cost/Month								



COUNTY OF EL PASO/EPCSOA SUPPLEMENTAL BENEFITS

VISION CLAIMS 01/01/08 - 12/31/08

Paid Month	EMPLOYEE		SPOUSE		DEPENDENT		TOTAL	
	Member Count	Claims Paid	Member Count	Claims Paid	Member Count	Claims Paid	Member Count	Claims Paid
Jan-08		\$ 1,120.12		\$ 309.93		\$ 1,801.70	-	\$ 3,231.75
Feb-08		\$ 54.00		\$ 99.50		\$ -	-	\$ 153.50
Mar-08		\$ (61.70)		\$ 70.00		\$ -	-	\$ 8.30
Apr-08		\$ -		\$ -		\$ -	-	\$ -
May-08		\$ -		\$ -		\$ -	-	\$ -
Jun-08		\$ -		\$ -		\$ -	-	\$ -
Jul-08		\$ -		\$ -		\$ -	-	\$ -
Aug-08		\$ -		\$ -		\$ -	-	\$ -
Sep-08		\$ -		\$ -		\$ -	-	\$ -
Oct-08							-	\$ -
Nov-08							-	\$ -
Dec-08							-	\$ -
Gross Claims		\$ 1,112.42		\$ 479.43		\$ 1,801.70		\$ 3,393.55
Net Claims		\$ 1,112.42		\$ 479.43		\$ 1,801.70		\$ 3,393.55
Average Member Count								
Avg. Member Cost/Month								



COUNTY OF EL PASO SUPPLEMENTAL BENEFITS
DENTAL CLAIMS 01/01/08 - 12/31/08

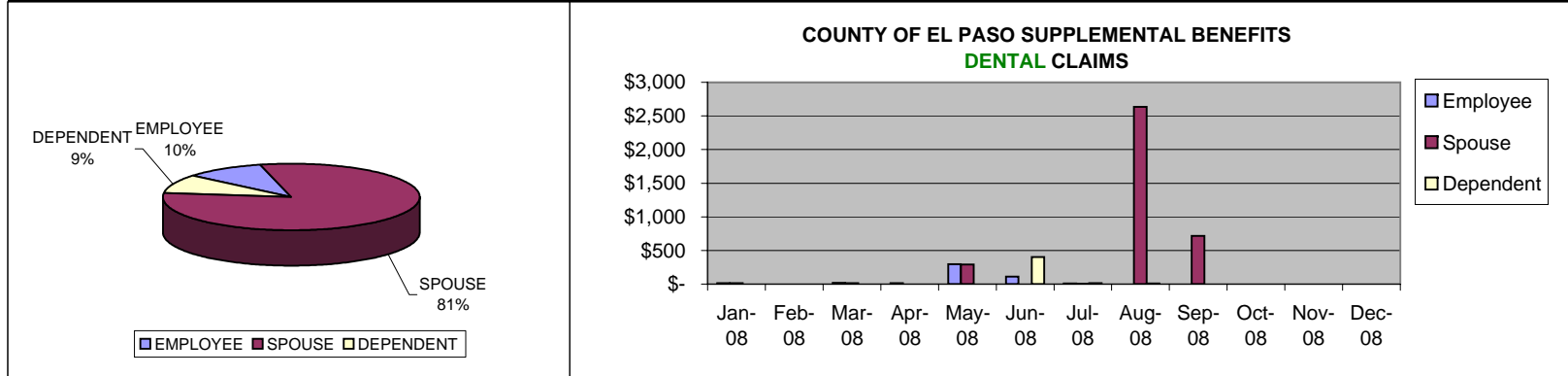
Paid Month	EMPLOYEE		SPOUSE		DEPENDENT		TOTAL	
	Member Count	Claims Paid	Member Count	Claims Paid	Member Count	Claims Paid	Member Count	Claims Paid
Jan-08	87	\$ 12.80	25	\$ 15.56	49	\$ -	161	\$ 28.36
Feb-08	87	\$ -	25	\$ -	49	\$ -	161	\$ -
Mar-08	87	\$ 18.41	26	\$ 13.60	49	\$ -	162	\$ 32.01
Apr-08	75	\$ 12.00	21	\$ -	30	\$ -	126	\$ 12.00
May-08	71	\$ 296.34	19	\$ 290.00	27	\$ -	117	\$ 586.34
Jun-08	71	\$ 112.00	20	\$ -	27	\$ 400.00	118	\$ 512.00
Jul-08	71	\$ 7.95	20	\$ 5.00	27	\$ 15.00	118	\$ 27.95
Aug-08	74	\$ -	21	\$ 2,636.73	31	\$ 7.20	126	\$ 2,643.93
Sep-08	71	\$ -	19	\$ 717.65	26	\$ -	116	\$ 717.65
Oct-08							-	\$ -
Nov-08							-	\$ -
Dec-08							-	\$ -

Gross Claims		\$ 459.50		\$ 3,678.54		\$ 422.20		\$ 4,560.24
--------------	--	-----------	--	-------------	--	-----------	--	-------------

Net Claims		\$ 459.50		\$ 3,678.54		\$ 422.20		\$ 4,560.24
------------	--	-----------	--	-------------	--	-----------	--	-------------

Average Member Count		77		22		35		
----------------------	--	----	--	----	--	----	--	--

Avg. Member Cost/Month	\$	0.66	\$	18.77	\$	1.34		
------------------------	----	------	----	-------	----	------	--	--



*Reimbursed Amount

COUNTY OF EL PASO SUPPLEMENTAL BENEFITS
DENTAL ENROLLMENT 01/01/08 - 12/31/08
CENSUS - EMPLOYEE UNITS

	E/O	E/S	E/C	E/F	TOTAL
JANUARY	45	0	0	42	87
FEBRUARY	45	0	0	42	87
MARCH	45	0	0	42	87
APRIL	40	0	0	35	75
MAY	39	0	0	32	71
JUNE	39	0	0	32	71
JULY	39	0	0	32	71
AUGUST	40	0	0	34	74
SEPTEMBER	39	0	0	32	71
OCTOBER					0
NOVEMBER					0
DECEMBER					0
TOTALS:	371	0	0	323	694

AVERAGES				
E/O	371		9	41
E/S	0		9	0
E/C	0		9	0
E/F	323		9	36
TOTAL:	694		9	77

Employee Unit Descriptions:
E/O - employee only
E/S - employee/spouse
E/C - employee/child
E/F - employee/family