

TO: COUNTY OF EL PASO
Ana Maria Villanueva
FROM: Access Administrators, Inc.
Adriana Aceves, Data Management Analyst
DATE: January 10, 2007

RE: MONTHLY REPORT: December 2006

Enclosed please find the following:

- Performance Guarantee Status
- Executive Summary
- Month End Report
- Claim Analysis Report (Lag)
- County Walk-In Log

Received By

Received Date

Performance Guarantee Status

Contact: John Dunn, QA Dept.
Access Administrators, Inc.



7430 Remcon, Bldg. C * El Paso, Texas 79912 * (915)581-8182 * Fax (915) 581-7537 * www.ahs-access.com

January 10, 2007

County of El Paso Risk Pool
c/o **Robert Almanzan**
500 East San Antonio, Room 302
El Paso, Texas 79901

RE: Year VIII, Quarter IV, Performance Guarantee Report

I am writing to inform you of our **Year VIII, Quarter IV** (October 1, 2006-December 31, 2006) performance results. For your review, we have enclosed the supporting documents. The following synopsis is for **December 2006** and the final figures for **Year VIII, Quarter IV**.

Item	Performance Standard	December 2006	Quarter IV 2006
Claims turnaround - paid within 14 days	95%	96.21%	96.17%
Claims turnaround - paid within 20 days	98%	98.51%	98.86%
Claim Coding Accuracy	98%	99.98%	99.98%
Claim Dollar Payment Accuracy	98%	99.91%	99.96%
Customer Service- abandoned calls	5%	2%	2%

Please do not hesitate to call with questions in regards to this report. Thank you for your continued support.

Sincerely,

John Dunn
Administration Manager

Attachments: Exhibit A - Performance Standards Report
Exhibit B - Turnaround Time Report
Exhibit C - Quarter Audit Report
Exhibit D - Customer Service Report

cc: Debra Lopez, Director of Operations, Access Administrators, Inc.

*Status Report on the Performance Guarantees for
 County of El Paso*

Report Date: January 10, 2007

Report Period: October 1, 2006 through December 31, 2006

Performance	Definition	Performance Standard	Status
Claims Turnaround Time Non-Investigated Claims	Measurement of the responsiveness of claims process from the number of elapsed calendar days from the date the claim is received for the date the claim is processed. A non-investigated claim shall mean a complete claim received with information sufficient to allow AAI to make a final determination.	95% of non-investigated claims processed within 14 days of receipt. AAI shall report the status of all claims over 30 days old to the County on a monthly basis	<i>Refer to Exhibit B, Turnaround Time Report</i>
			Performance for this period was: 96.17%
			October 2006 97.17%
			November 2006 95.06%
December 2006 96.21%			
Claims Turnaround Time Investigated Claims	Measurement of the responsiveness of claims process from the number of elapsed calendar days from the date the is received to the date the claim is processed. "Processed" shall mean the date the check or EOB is mailed for member payable claims. Processed shall mean the date the claim is in ready claims. An investigated claim shall mean any claim that requires additional information from external sources, including medical records. Receipt for investigated claims shall mean the date the complete claim information is received by AAI.	98% of total claims processed within 20 days of receipt to the County. Documented exceptions will be reported monthly and excluded from consideration in the calculation of this penalty with the approval of the County	<i>Refer to Exhibit B, Turnaround Time Report</i>
			Performance for this period was: 98.86%
			October 2006 99.23%
			November 2006 98.83%
December 2006 98.51%			

Performance	Definition	Performance Standard	Status									
Claim Dollar Payment Accuracy	Percentage of claims dollars paid correctly. Only errors in dollar amounts are counted. Accuracy shall be determined by dividing the total dollar amounts overpaid as well as underpaid by the sum of the total dollar amounts actually paid. This is the error rate that then subtracted from 100% to obtain performance level.	98% or better	<p><i>Refer to Exhibit C, Quarter Audit</i></p> <p>Performance for this quarter was: 99.96%</p> <table> <tr> <td>October</td> <td>2006</td> <td>99.99%</td> </tr> <tr> <td>November</td> <td>2006</td> <td>99.98%</td> </tr> <tr> <td>December</td> <td>2006</td> <td>99.91%</td> </tr> </table>	October	2006	99.99%	November	2006	99.98%	December	2006	99.91%
October	2006	99.99%										
November	2006	99.98%										
December	2006	99.91%										
Claim Coding Accuracy	Percentage of claims paid correctly i.e., no overpayment and no underpayment. All payment errors, including duplicate and non-payments, shall be counted as errors. Accuracy shall be calculated by dividing the total number of claims paid correctly by the total number of claims reviewed.	98% or better	<p><i>Refer to Exhibit C, Quarter Audit</i></p> <p>Performance for this quarter was: 99.98%</p> <table> <tr> <td>October</td> <td>2006</td> <td>99.98%</td> </tr> <tr> <td>November</td> <td>2006</td> <td>99.99%</td> </tr> <tr> <td>December</td> <td>2006</td> <td>99.98%</td> </tr> </table>	October	2006	99.98%	November	2006	99.99%	December	2006	99.98%
October	2006	99.98%										
November	2006	99.99%										
December	2006	99.98%										
Customer Service	Inquiries responded by the Customer Service Department by telephone and letter to the Member/Provider.	<p>a) Less than 5% abandoned per month</p> <p>b) Average hold time is 60 seconds or less</p>	<p><i>Refer to Exhibit D, Customer Service Reports</i></p> <p>a) abandoned rate= 2.00%</p> <p>b) answered within 60 sec= 96.00%</p>									
Provide Timely Reports On A Monthly Basis	These reports shall be in the hands of the County of El Paso Personnel within 30 days of the end of the report period.	Monthly Reports within 10 days of the end of the report period.	All reports are being provided within 10 days of the report period.									

Access Administrators, Inc.

Claims Turn Around Report

COUNTY OF EL PASO

For the Month: **OCTOBER 2006**

# of Calendar Days	Total Claims Processed	Total Turnaround Days	% Total Processed	Accum. % of Total Processed
0	1013	0	33.70%	33.70%
1	291	291	9.68%	43.38%
2	70	140	2.33%	45.71%
3	139	417	4.62%	50.33%
4	163	652	5.42%	55.76%
5	213	1065	7.09%	62.84%
6	314	1884	10.45%	73.29%
7	210	1470	6.99%	80.27%
8	164	1312	5.46%	85.73%
9	76	684	2.53%	88.26%
10	25	250	0.83%	89.09%
11	61	671	2.03%	91.12%
12	83	996	2.76%	93.88%
13	63	819	2.10%	95.97%
14	36	504	1.20%	97.17%
15	20	300	0.67%	97.84%
16	3	48	0.10%	97.94%
17	8	136	0.27%	98.20%
18	16	288	0.53%	98.74%
19	10	190	0.33%	99.07%
20	5	100	0.17%	99.23%
21	13	273	0.43%	99.67%
22	7	154	0.23%	99.90%
23	3	69	0.10%	100.00%
	3006	12713		

Avg. Turnaround (Days)

4

Access Administrators, Inc.

Claims Turn Around Report

COUNTY OF EL PASO

For the Month: **NOVEMBER 2006**

# of Calendar Days	Total Claims Processed	Total Turnaround Days	% Total Processed	Accum. % of Total Processed
0	898	0	31.71%	31.71%
1	223	223	7.87%	39.58%
2	90	180	3.18%	42.76%
3	30	90	1.06%	43.82%
4	132	528	4.66%	48.48%
5	132	660	4.66%	53.14%
6	233	1398	8.23%	61.37%
7	214	1498	7.56%	68.93%
8	132	1056	4.66%	73.59%
9	124	1116	4.38%	77.97%
10	103	1030	3.64%	81.60%
11	66	726	2.33%	83.93%
12	111	1332	3.92%	87.85%
13	118	1534	4.17%	92.02%
14	86	1204	3.04%	95.06%
15	41	615	1.45%	96.50%
16	12	192	0.42%	96.93%
17	14	238	0.49%	97.42%
18	19	342	0.67%	98.09%
19	12	228	0.42%	98.52%
20	9	180	0.32%	98.83%
21	11	231	0.39%	99.22%
22	13	286	0.46%	99.68%
23	7	161	0.25%	99.93%
24	2	48	0.07%	100.00%
	2832	15096		

Avg. Turnaround (Days)

5

Access Administrators, Inc.

Claims Turn Around Report

COUNTY OF EL PASO

For the Month: **DECEMBER 2006**

# of Calendar Days	Total Claims Processed	Total Turnaround Days	% Total Processed	Accum. % of Total Processed
0	1061	0	36.87%	36.87%
1	547	547	19.01%	55.87%
2	233	466	8.10%	63.97%
3	263	789	9.14%	73.11%
4	266	1064	9.24%	82.35%
5	129	645	4.48%	86.83%
6	116	696	4.03%	90.86%
7	35	245	1.22%	92.08%
8	34	272	1.18%	93.26%
9	29	261	1.01%	94.27%
10	22	220	0.76%	95.03%
11	4	44	0.14%	95.17%
12	6	72	0.21%	95.38%
13	12	156	0.42%	95.80%
14	12	168	0.42%	96.21%
15	14	210	0.49%	96.70%
16	6	96	0.21%	96.91%
17	4	68	0.14%	97.05%
18	10	180	0.35%	97.39%
19	17	323	0.59%	97.98%
20	15	300	0.52%	98.51%
21	14	294	0.49%	98.99%
22	12	264	0.42%	99.41%
23	9	207	0.31%	99.72%
24	4	96	0.14%	99.86%
25	4	100	0.14%	100.00%
	2878	7783		

Avg. Turnaround (Days)

3

**Access Administrators, Inc.
Customer Service Department
Telephone Statistics**

Plan Name: County of El Paso

Report Period: October 1, 2006 through December 31, 2006

	October	November	December	Quarter IV Totals
Total Calls Offered:	677	647	552	1,876
Total Calls Answered:	662	629	514	1,805
Answered within 60 seconds:	625/94%	611/97%	504/98%	1,740/96%
Total Long Abandoned:	15	18	10	43
Total Short Abandoned:	37	52	40	141
% of Calls Abandoned:	2%	2%	2%	2%

Executive Summary

Contact: Adriana Aceves, Data Management Analyst
Access Administrators, Inc.

^^Prescription figure updated received pending information from PBM-Aetna.

**Prescription figure not reflected due to pending information from PBM-Aetna; once information received data will be updated accordingly.

Summary Table Comparison (Plan Period Oct 06 - Sep 07)

	**Current Month December 2006	^^Prior Month November 2006	^^ Last Year December 2005
Total Dollars Paid			
**Month	\$ 461,151	\$ 723,655	\$ 1,035,672
**PTD (Oct-06 to Sep-07)	\$ 1,700,693	\$ 1,239,542	\$ 2,588,578
% / Claim Type			
Medical	93%	74%	79%
**Rx	0%	22%	17%
Dental	7%	4%	4%
% Medical Network			
In-Network	97%	99%	98%
Out of Network	3%	<1%	1%
Out of Area	<1%	<1%	<1%
Average Employee Census			
Medical	2146	2130	2256
Dental	1291	1289	1480

2006 - 2007 Benefit Savings Summary (Oct - Sep)

Month	Gross Billed	\$ Allowed	% Allowed to Billed	% Savings	\$ Savings	\$ Paid by health plan	% Paid to Allowed
October	\$ 1,534,166	\$ 549,274	36%	64%	\$ 984,892	\$ 362,463	66%
November	\$ 2,351,739	\$ 750,283	32%	68%	\$ 1,601,457	\$ 561,660	75%
December	\$ 2,151,473	\$ 665,183	31%	69%	\$ 1,486,290	\$ 461,151	69%
January							
February							
March							
April							
May							
June							
July							
August							
September							
Year To Date	\$ 6,037,378	\$ 1,964,740	33%	67%	\$ 4,072,639	\$ 1,385,275	71%

* This table does not reflect prescription costs.

Monthly Average for Medical, Rx, & Dental

	(12 months) 10/06 - 09/07	Current Avg/Month	^^ (12 months) 10/05 - 09/06	^^Prior Avg/Month
Medical	\$ 1,279,397	\$ 426,466	\$ 6,216,924	\$ 518,077
**Rx	\$ 315,419	\$ 157,709	\$ 1,740,854	\$ 145,071
Dental	\$ 105,877	\$ 35,292	\$ 363,808	\$ 30,317
**Total	\$ 1,700,693	\$ 619,468	\$ 8,321,586	\$ 693,466

Total Claims Paid / Relation

	**Current Month	**PTD 10/06 - 09/07
Employee	\$ 291,266	\$ 1,111,641
Spouse	\$ 101,916	\$ 370,484
Child	\$ 67,969	\$ 218,568
Total	\$ 461,151	\$ 1,700,693

% Average / Month Comparison w/o Rx.

Month Ending:	December-06	December-05
Gross Billed	\$ 2.0 mil.	\$ 2.7 mil.
Allowed	\$ 655 thous.	\$ 888 thous.
Savings	\$ 1.4 thous.	\$ 1.8 mil.
Paid	\$ 462 thous.	\$ 692 thous.

Total Dollars Paid Comparison Plan vs Fiscal Periods

Paid Period	Months	Amount Paid
**Current Fiscal Year Oct-06 to Sep-07	3 months	\$ 1,700,693
^^Prior Fiscal Year Oct-05 to Sep-06	12 months	\$ 8,321,586
^^Prior Fiscal Year Oct-04 to Sep-05	12 months	\$ 11,035,694

++Aggregate Attachment

**MEDICAL - YTD Claims Experience	\$ 7,080,792
MEDICAL - YTD%	55%
DENTAL - YTD Claims Experience	\$ 388,684
DENTAL - YTD%	75%

++ Reinsurance Specific Deductible \$225,000

Running Total	Diagnosis	Deductible
\$ 172,320.29	Intracerebral Hemorrhage / Rehabilitation	\$225,000
\$ 148,081.68	Malignant Neoplasm Rectosigmoid	\$225,000
\$ 162,768.44	Malignant Neoplasm - Breast / Aplastic Anemias	\$225,000
\$ 126,041.26	Amyotrophic Lateral Sclerosis	\$225,000

Met and/or exceeded 50% of deductible.

Running Total	Diagnosis	Deductible
\$ 240,480.09	Extreme Immaturity / Retrolental Fibroplasia	\$225,000

Met and/or exceeded 100% of deductible

Large Dollar Cases paid in current reporting month (benchmark \$30,000)

Total Paid	Diagnosis Description	Date of Service	Provider	Paid to Provider
\$ 34,548	Lumbar Disc Displacement	10/25/2006	El Paso Specialty Hospital	\$ 29,828.21
\$ 34,548				

† Detailed Information can be found on the standard month end reports.

* The data presented on this page does not reflect administrative fees. It only reflects total claim dollars paid by health plan.

This executive summary does not reflect claim costs for County Supplemental Plan.

++ Specific Stop Loss Summary

Incurred	**Summary Totals	Claimant Count	Received	**Pending
2005	\$ 470,595.96	3	\$ 470,595.96	\$ -
2006	\$ 15,408.09	1	\$ 15,220.10	\$ 187.99

++ All Reinsurance table illustrations are based upon the Reinsurance contract period.

** Summary Totals and Pending Amounts are subject to change depending on reinsurance ineligible amounts

Month End Report

Contact: Adriana Aceves, Data Management Analyst
Access Administrators, Inc.

**COUNTY OF EL PASO
ACTIVE EMPLOYEES - BASIC PLAN
MEDICAL CLAIMS 10/01/06 - 09/30/07
WITH PRESCRIPTIONS**

*Prescription figure updated received pending information from PBM-Aetna.

~Prescription figure not reflected due to pending information from PBM-Aetna; once information received data will be updated accordingly.

Paid Month	Employee		Spouse		Dependent		TOTAL	
	Member Count	Claims Paid	Member Count	Claims Paid	Member Count	Claims Paid	Members	Claims Paid
*Oct-06	466	\$ 30,251.16	33	\$ 6,610.44	133	\$ 4,326.87	632	\$ 41,188.47
*Nov-06	395	\$ 58,582.31	22	\$ 20,284.31	108	\$ 516.56	525	\$ 79,383.18
~Dec-06	403	\$ 31,023.96	21	\$ 36,020.98	108	\$ 815.52	532	\$ 67,860.46
~Jan-07							0	\$ -
~Feb-07							0	\$ -
~Mar-07							0	\$ -
~Apr-07							0	\$ -
~May-07							0	\$ -
~Jun-07							0	\$ -
~Jul-07							0	\$ -
~Aug-07							0	\$ -
~Sep-07							0	\$ -

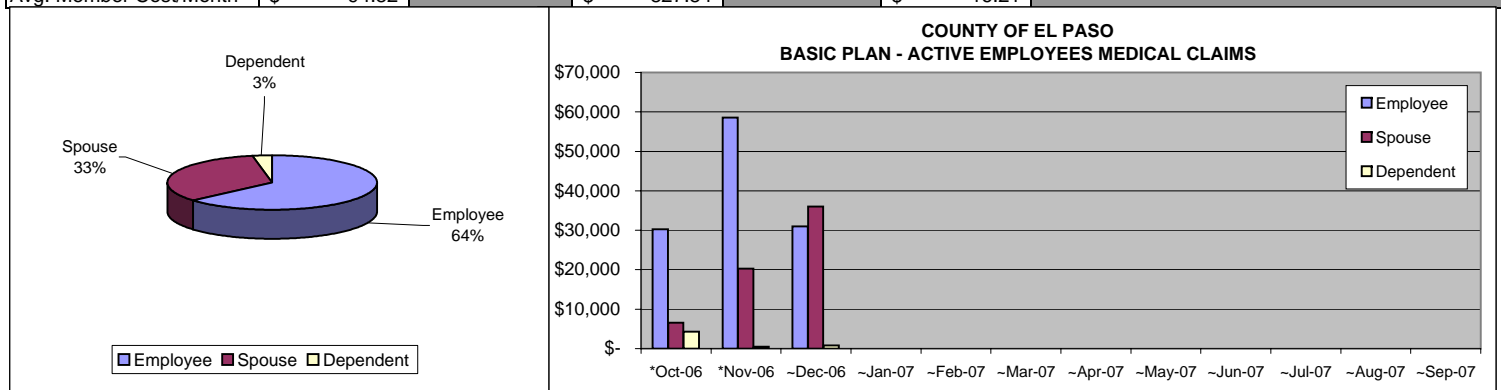
Gross Claims		\$ 119,857.43		\$ 62,915.73		\$ 5,658.95		\$ 188,432.11
--------------	--	---------------	--	--------------	--	-------------	--	---------------

**Stop Loss								\$ -
-------------	--	--	--	--	--	--	--	------

Net Claims		\$ 119,857.43		\$ 62,915.73		\$ 5,658.95		\$ 188,432.11
------------	--	---------------	--	--------------	--	-------------	--	---------------

Average Member Count		421		25		116		
----------------------	--	-----	--	----	--	-----	--	--

Avg. Member Cost/Month	\$	94.82	\$	827.84	\$	16.21		
------------------------	----	-------	----	--------	----	-------	--	--



**Reimbursed Amount

**COUNTY OF EL PASO
ACTIVE EMPLOYEES - BUYUP PLAN
MEDICAL CLAIMS 10/01/06 - 09/30/07
WITH PRESCRIPTIONS**

*Prescription figure updated received pending information from PBM-Aetna.

~Prescription figure not reflected due to pending information from PBM-Aetna; once information received data will be updated accordingly.

Paid Month	Employee		Spouse		Dependent		TOTAL	
	Member Count	Claims Paid	Member Count	Claims Paid	Member Count	Claims Paid	Members	Claims Paid
*Oct-06	829	\$ 197,847.63	139	\$ 40,663.41	409	\$ 31,170.12	1,377	\$ 269,681.16
*Nov-06	898	\$ 244,436.03	151	\$ 136,519.65	428	\$ 51,618.67	1,477	\$ 432,574.35
~Dec-06	896	\$ 159,537.59	151	\$ 41,803.62	426	\$ 40,533.71	1,473	\$ 241,874.92
~Jan-07							0	\$ -
~Feb-07							0	\$ -
~Mar-07							0	\$ -
~Apr-07							0	\$ -
~May-07							0	\$ -
~Jun-07							0	\$ -
~Jul-07							0	\$ -
~Aug-07							0	\$ -
~Sep-07							0	\$ -

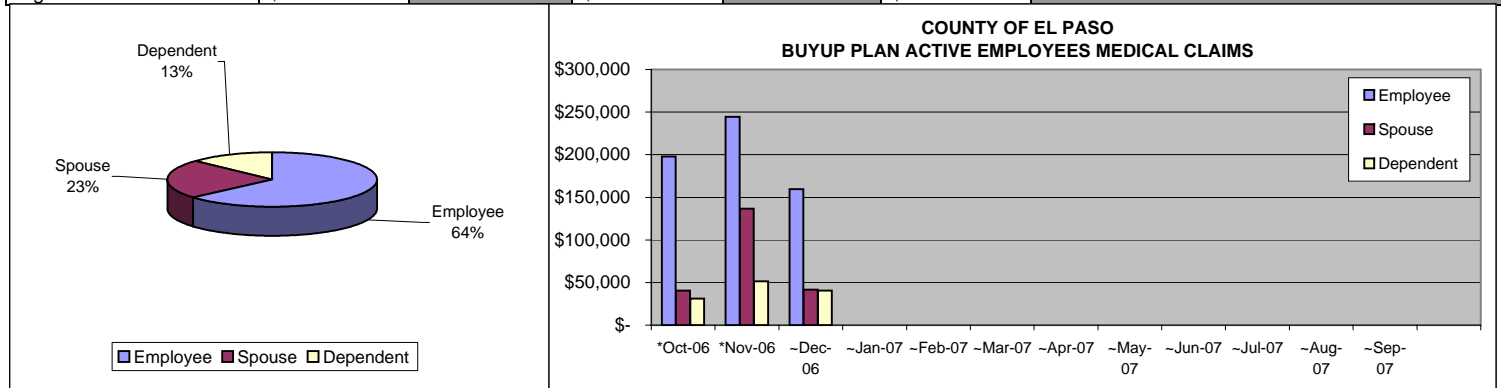
Gross Claims		\$ 601,821.25		\$ 218,986.68		\$ 123,322.50		\$ 944,130.43
--------------	--	---------------	--	---------------	--	---------------	--	---------------

**Stop Loss								\$ -
-------------	--	--	--	--	--	--	--	------

Net Claims		\$ 601,821.25		\$ 218,986.68		\$ 123,322.50		\$ 944,130.43
------------	--	---------------	--	---------------	--	---------------	--	---------------

Average Member Count		874		147		421		
----------------------	--	-----	--	-----	--	-----	--	--

Avg. Member Cost/Month	\$	229.44	\$	496.57	\$	97.64		
------------------------	----	--------	----	--------	----	-------	--	--



**Reimbursed Amount

**COUNTY OF EL PASO
COBRA EMPLOYEES (NON-UNIFORM) - BASIC PLAN
MEDICAL CLAIMS 10/01/06 - 09/30/07
WITH PRESCRIPTIONS**

*Prescription figure updated received pending information from PBM-Aetna.

~Prescription figure not reflected due to pending information from PBM-Aetna, once information is received the data will be updated accordingly.

Paid Month	Employee		Spouse		Dependent		TOTAL	
	Member Count	Claims Paid	Member Count	Claims Paid	Member Count	Claims Paid	Members	Claims Paid
*Oct-06	1	\$ (104.88)	2	\$ 619.48	1	\$ 145.34	4	\$ 659.94
*Nov-06	1	\$ 169.60	2	\$ 1,694.92	1	\$ 24.17	4	\$ 1,888.69
~Dec-06	1	\$ 32.43	2	\$ 2,870.53	1	\$ 115.00	4	\$ 3,017.96
~Jan-07							0	\$ -
~Feb-07							0	\$ -
~Mar-07							0	\$ -
~Apr-07							0	\$ -
~May-07							0	\$ -
~Jun-07							0	\$ -
~Jul-07							0	\$ -
~Aug-07							0	\$ -
~Sep-07							0	\$ -

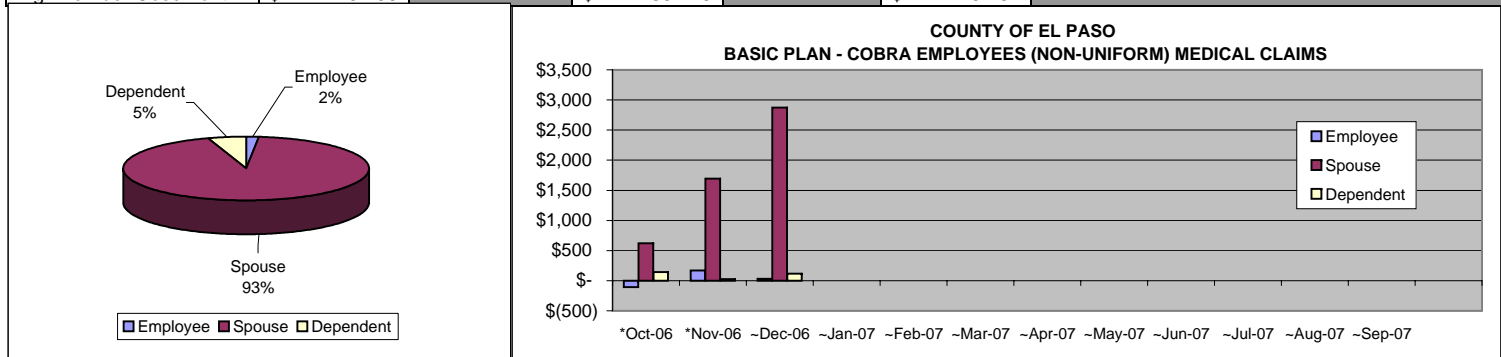
Gross Claims		\$ 97.15		\$ 5,184.93		\$ 284.51		\$ 5,566.59
--------------	--	----------	--	-------------	--	-----------	--	-------------

**Stop Loss								
-------------	--	--	--	--	--	--	--	--

Net Claims		\$ 97.15		\$ 5,184.93		\$ 284.51		\$ 5,566.59
------------	--	----------	--	-------------	--	-----------	--	-------------

Average Member Count	1		2		1			
----------------------	---	--	---	--	---	--	--	--

Avg. Member Cost/Month	\$ 32.38		\$ 864.16		\$ 94.84			
------------------------	----------	--	-----------	--	----------	--	--	--



**Reimbursed Amount

**COUNTY OF EL PASO
COBRA EMPLOYEES (NON-UNIFORM) - BUYUP PLAN
MEDICAL CLAIMS 10/01/06 - 09/30/07
WITH PRESCRIPTIONS**

*Prescription figure updated received pending information from PBM-Aetna.

~Prescription figure not reflected due to pending information from PBM-Aetna, once information is received the data will be updated accordingly.

Paid Month	Employee		Spouse		Dependent		TOTAL	
	Member Count	Claims Paid	Member Count	Claims Paid	Member Count	Claims Paid	Members	Claims Paid
*Oct-06	5	\$ 314.08	0	\$ -	2	\$ -	7	\$ 314.08
*Nov-06	5	\$ 476.13	0	\$ -	2	\$ -	7	\$ 476.13
~Dec-06	4	\$ 1,392.04	0	\$ -	2	\$ 137.72	6	\$ 1,529.76
~Jan-07							0	\$ -
~Feb-07							0	\$ -
~Mar-07							0	\$ -
~Apr-07							0	\$ -
~May-07							0	\$ -
~Jun-07							0	\$ -
~Jul-07							0	\$ -
~Aug-07							0	\$ -
~Sep-07							0	\$ -

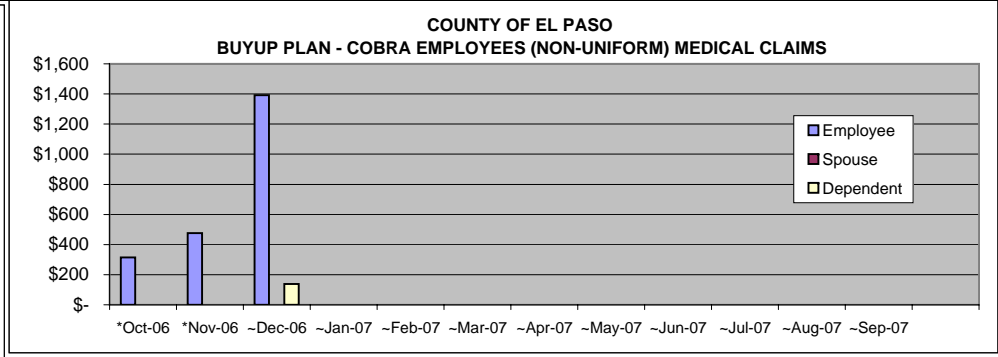
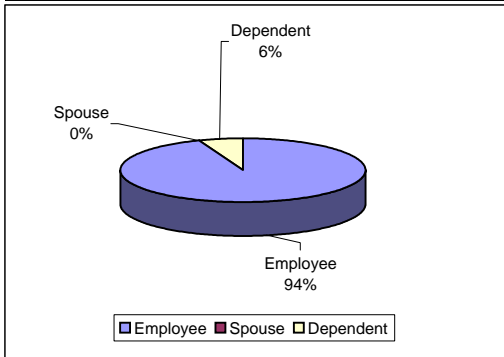
Gross Claims		\$ 2,182.25		\$ -		\$ 137.72		\$ 2,319.97
--------------	--	-------------	--	------	--	-----------	--	-------------

**Stop Loss								
-------------	--	--	--	--	--	--	--	--

Net Claims		\$ 2,182.25		\$ -		\$ 137.72		\$ 2,319.97
------------	--	-------------	--	------	--	-----------	--	-------------

Average Member Count		5		0		2		
----------------------	--	---	--	---	--	---	--	--

Avg. Member Cost/Month		\$ 155.88		\$ -		\$ 22.95		
------------------------	--	-----------	--	------	--	----------	--	--



**Reimbursed Amount

**COUNTY OF EL PASO
SHERRIFF EMPLOYEES - BASIC PLAN
MEDICAL CLAIMS 10/01/06 - 09/30/07
WITH PRESCRIPTIONS**

*Prescription figure updated received pending information from PBM-Aetna.

~Prescription figure not reflected due to pending information from PBM-Aetna; once information received data will be updated accordingly.

Paid Month	Employee		Spouse		Dependent		TOTAL	
	Member Count	Claims Paid	Member Count	Claims Paid	Member Count	Claims Paid	Members	Claims Paid
*Oct-06	283	\$ 14,228.88	37	\$ 5,118.44	143	\$ 3,889.85	463	\$ 23,237.17
*Nov-06	242	\$ 9,280.76	26	\$ 5,382.61	110	\$ 6,956.18	378	\$ 21,619.55
~Dec-06	239	\$ 12,294.31	25	\$ 3,660.43	102	\$ 2,780.16	366	\$ 18,734.90
~Jan-07							0	\$ -
~Feb-07							0	\$ -
~Mar-07							0	\$ -
~Apr-07							0	\$ -
~May-07							0	\$ -
~Jun-07							0	\$ -
~Jul-07							0	\$ -
~Aug-07							0	\$ -
~Sep-07							0	\$ -

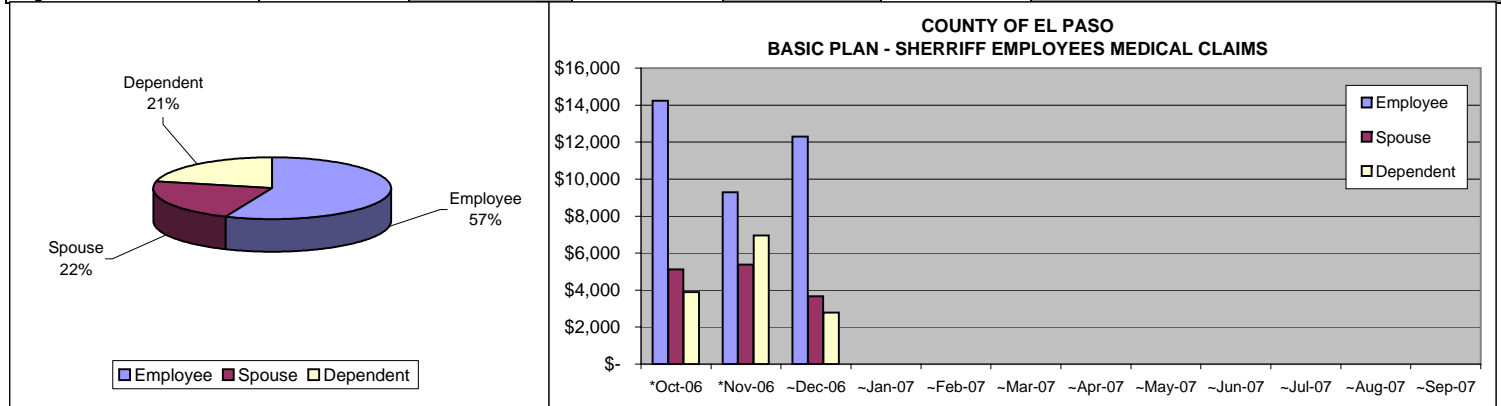
Gross Claims		\$ 35,803.95		\$ 14,161.48		\$ 13,626.19		\$ 63,591.62
--------------	--	--------------	--	--------------	--	--------------	--	--------------

**Stop Loss								\$ -
-------------	--	--	--	--	--	--	--	------

Net Claims		\$ 35,803.95		\$ 14,161.48		\$ 13,626.19		\$ 63,591.62
------------	--	--------------	--	--------------	--	--------------	--	--------------

Average Member Count		255		29		118		
----------------------	--	-----	--	----	--	-----	--	--

Avg. Member Cost/Month	\$	46.86	\$	160.93	\$	38.38		
------------------------	----	-------	----	--------	----	-------	--	--



**Reimbursed Amount

**COUNTY OF EL PASO
SHERRIFF EMPLOYEES - BUYUP PLAN
MEDICAL CLAIMS 10/01/06 - 09/30/07
WITH PRESCRIPTIONS**

*Prescription figure updated received pending information from PBM-Aetna.

~Prescription figure not reflected due to pending information from PBM-Aetna; once information received data will be updated accordingly.

Paid Month	Employee		Spouse		Dependent		TOTAL	
	Member Count	Claims Paid	Member Count	Claims Paid	Member Count	Claims Paid	Members	Claims Paid
*Oct-06	450	\$ 60,847.58	94	\$ 9,651.34	413	\$ 15,071.78	957	\$ 85,570.70
*Nov-06	507	\$ 74,209.69	108	\$ 13,545.13	451	\$ 23,233.29	1,066	\$ 110,988.11
~Dec-06	506	\$ 41,921.21	108	\$ 6,280.13	449	\$ 16,465.32	1,063	\$ 64,666.66
~Jan-07							0	\$ -
~Feb-07							0	\$ -
~Mar-07							0	\$ -
~Apr-07							0	\$ -
~May-07							0	\$ -
~Jun-07							0	\$ -
~Jul-07							0	\$ -
~Aug-07							0	\$ -
~Sep-07							0	\$ -

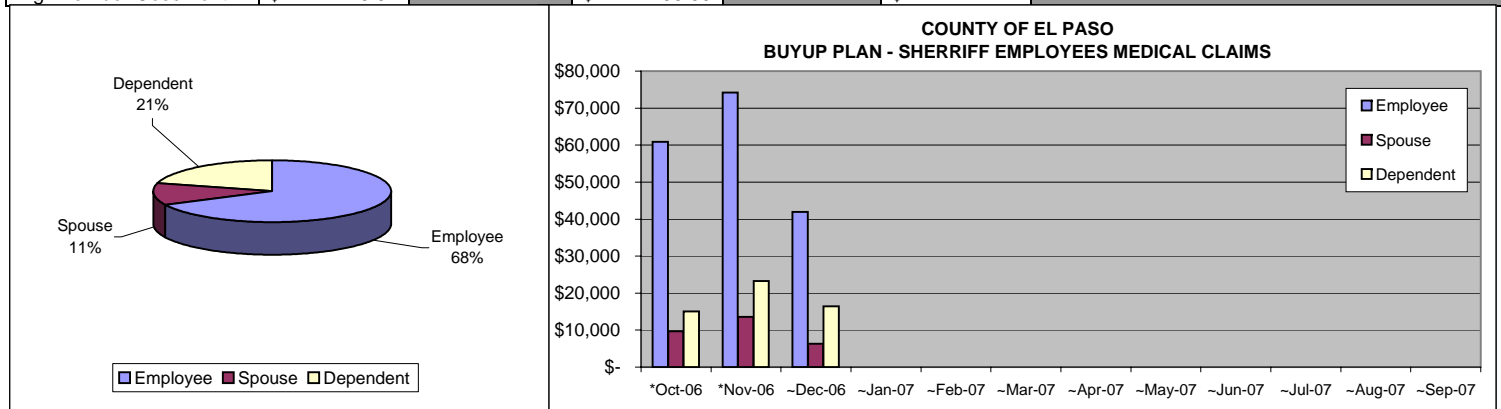
Gross Claims		\$ 176,978.48		\$ 29,476.60		\$ 54,770.39		\$ 261,225.47
--------------	--	---------------	--	--------------	--	--------------	--	---------------

**Stop Loss								\$ -
-------------	--	--	--	--	--	--	--	------

Net Claims		\$ 176,978.48		\$ 29,476.60		\$ 54,770.39		\$ 261,225.47
------------	--	---------------	--	--------------	--	--------------	--	---------------

Average Member Count		488		103		438		
----------------------	--	-----	--	-----	--	-----	--	--

Avg. Member Cost/Month	\$	120.97	\$	95.09	\$	41.71		
------------------------	----	--------	----	-------	----	-------	--	--



**Reimbursed Amount

**COUNTY OF EL PASO
COBRA EMPLOYEES (UNIFORM) - BASIC PLAN
MEDICAL CLAIMS 10/01/06 - 09/30/07
WITH PRESCRIPTIONS**

*Prescription figure updated received pending information from PBM-Aetna.

~Prescription figure not reflected due to pending information from PBM-Aetna, once information is received the data will be updated accordingly.

Paid Month	Employee		Spouse		Dependent		TOTAL	
	Member Count	Claims Paid	Member Count	Claims Paid	Member Count	Claims Paid	Members	Claims Paid
*Oct-06	0	\$ -	0	\$ -	0	\$ -	0	\$ -
*Nov-06	0	\$ -	0	\$ -	0	\$ -	0	\$ -
~Dec-06	0	\$ -	0	\$ 23.80	0	\$ -	0	\$ 23.80
~Jan-07							0	\$ -
~Feb-07							0	\$ -
~Mar-07							0	\$ -
~Apr-07							0	\$ -
~May-07							0	\$ -
~Jun-07							0	\$ -
~Jul-07							0	\$ -
~Aug-07							0	\$ -
~Sep-07							0	\$ -

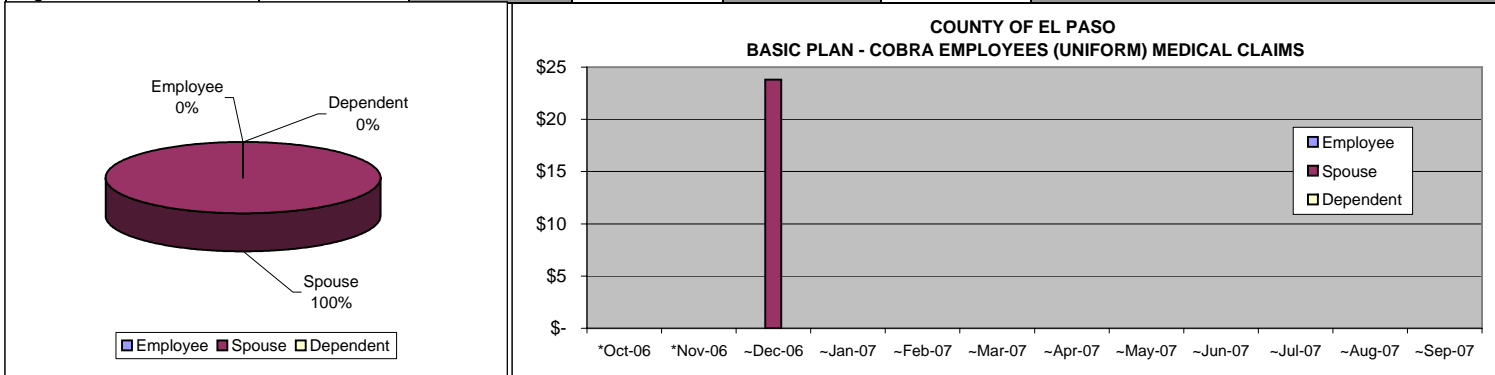
Gross Claims		\$ -		\$ 23.80		\$ -		\$ 23.80
--------------	--	------	--	----------	--	------	--	----------

**Stop Loss								
-------------	--	--	--	--	--	--	--	--

Net Claims		\$ -		\$ 23.80		\$ -		\$ 23.80
------------	--	------	--	----------	--	------	--	----------

Average Member Count		0		0		0		
----------------------	--	---	--	---	--	---	--	--

Avg. Member Cost/Month		\$ -		\$ -		\$ -		
------------------------	--	------	--	------	--	------	--	--



**Reimbursed Amount

**COUNTY OF EL PASO
COBRA EMPLOYEES (UNIFORM) - BUYUP PLAN
MEDICAL CLAIMS 10/01/06 - 09/30/07
WITH PRESCRIPTIONS**

*Prescription figure updated received pending information from PBM-Aetna.

~Prescription figure not reflected due to pending information from PBM-Aetna, once information is received the data will be updated accordingly.

Paid Month	Employee		Spouse		Dependent		TOTAL	
	Member Count	Claims Paid	Member Count	Claims Paid	Member Count	Claims Paid	Members	Claims Paid
*Oct-06	1	\$ 332.74	1	\$ 2,470.46	2	\$ -	4	\$ 2,803.20
*Nov-06	0	\$ 479.51	0	\$ 2,199.07	0	\$ 211.42	0	\$ 2,890.00
~Dec-06	0	\$ -	0	\$ -	0	\$ -	0	\$ -
~Jan-07							0	\$ -
~Feb-07							0	\$ -
~Mar-07							0	\$ -
~Apr-07							0	\$ -
~May-07							0	\$ -
~Jun-07							0	\$ -
~Jul-07							0	\$ -
~Aug-07							0	\$ -
~Sep-07							0	\$ -

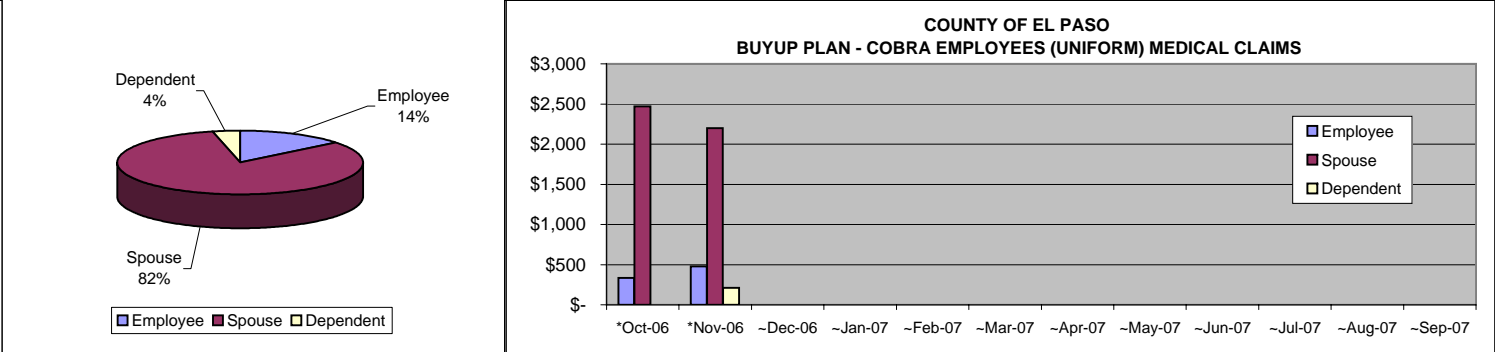
Gross Claims		\$ 812.25		\$ 4,669.53		\$ 211.42		\$ 5,693.20
--------------	--	-----------	--	-------------	--	-----------	--	-------------

**Stop Loss								
-------------	--	--	--	--	--	--	--	--

Net Claims		\$ 812.25		\$ 4,669.53		\$ 211.42		\$ 5,693.20
------------	--	-----------	--	-------------	--	-----------	--	-------------

Average Member Count		0		0		1		
----------------------	--	---	--	---	--	---	--	--

Avg. Member Cost/Month	\$	812.25	\$	4,669.53	\$	105.71		
------------------------	----	--------	----	----------	----	--------	--	--



**Reimbursed Amount

COUNTY OF EL PASO
RETIRES EMPLOYEES (NON-UNIFORM) - BASIC PLAN
MEDICAL CLAIMS 10/01/06 - 09/30/07
WITH PRESCRIPTIONS

*Prescription figure updated received pending information from PBM-Aetna.

~Prescription figure not reflected due to pending information from PBM-Aetna, once information is received the data will be updated accordingly.

Paid Month	Employee		Spouse		Dependent		TOTAL	
	Member Count	Claims Paid	Member Count	Claims Paid	Member Count	Claims Paid	Members	Claims Paid
*Oct-06	9	\$ 1,842.70	1	\$ 94.92	1	\$ -	11	\$ 1,937.62
*Nov-06	9	\$ 558.81	1	\$ 12.33	1	\$ 84.42	11	\$ 655.56
~Dec-06	9	\$ 33.05	1	\$ 74.15	1	\$ -	11	\$ 107.20
~Jan-07							0	\$ -
~Feb-07							0	\$ -
~Mar-07							0	\$ -
~Apr-07							0	\$ -
~May-07							0	\$ -
~Jun-07							0	\$ -
~Jul-07							0	\$ -
~Aug-07							0	\$ -
~Sep-07							0	\$ -

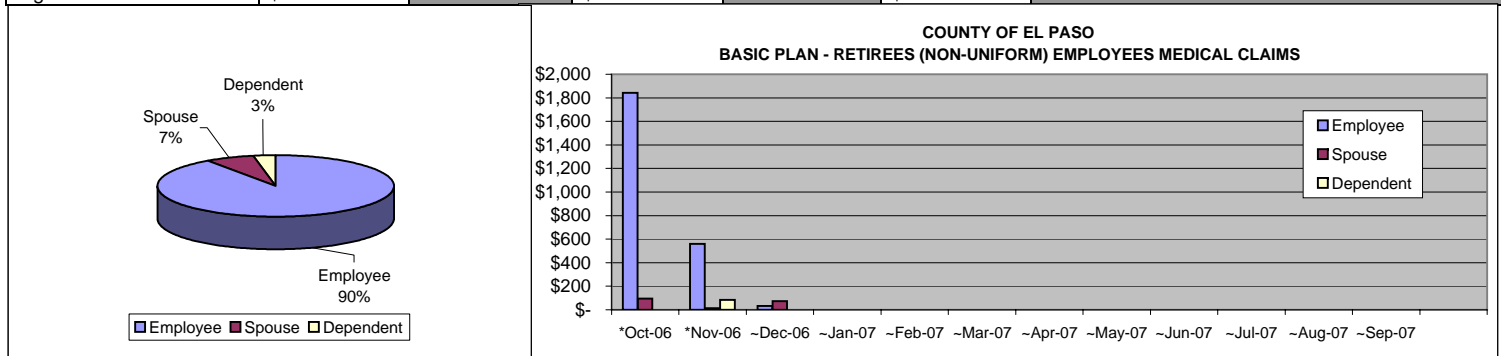
Gross Claims	\$ 2,434.56	\$ 181.40	\$ 84.42	\$ 2,700.38
--------------	-------------	-----------	----------	-------------

**Stop Loss	\$ -	\$ -	\$ -	\$ -
-------------	------	------	------	------

Net Claims	\$ 2,434.56	\$ 181.40	\$ 84.42	\$ 2,700.38
------------	-------------	-----------	----------	-------------

Average Member Count	9	1	1	
----------------------	---	---	---	--

Avg. Member Cost/Month	\$ 90.17	\$ 60.47	\$ 28.14	
------------------------	----------	----------	----------	--



**Reimbursed Amount

**COUNTY OF EL PASO
 RETIREES EMPLOYEES (NON-UNIFORM) - BUYUP PLAN
 MEDICAL CLAIMS 10/01/06 - 09/30/07
 WITH PRESCRIPTIONS**

*Prescription figure updated received pending information from PBM-Aetna.

~Prescription figure not reflected due to pending information from PBM-Aetna, once information is received the data will be updated accordingly.

Paid Month	Employee		Spouse		Dependent		TOTAL	
	Member Count	Claims Paid	Member Count	Claims Paid	Member Count	Claims Paid	Members	Claims Paid
*Oct-06	64	\$ 18,448.12	23	\$ 4,713.77	0	\$ -	87	\$ 23,161.89
*Nov-06	64	\$ 21,829.32	23	\$ 5,354.25	0	\$ -	87	\$ 27,183.57
~Dec-06	63	\$ 6,379.56	22	\$ 4,845.24	0	\$ -	85	\$ 11,224.80
~Jan-07							0	\$ -
~Feb-07							0	\$ -
~Mar-07							0	\$ -
~Apr-07							0	\$ -
~May-07							0	\$ -
~Jun-07							0	\$ -
~Jul-07							0	\$ -
~Aug-07							0	\$ -
~Sep-07							0	\$ -

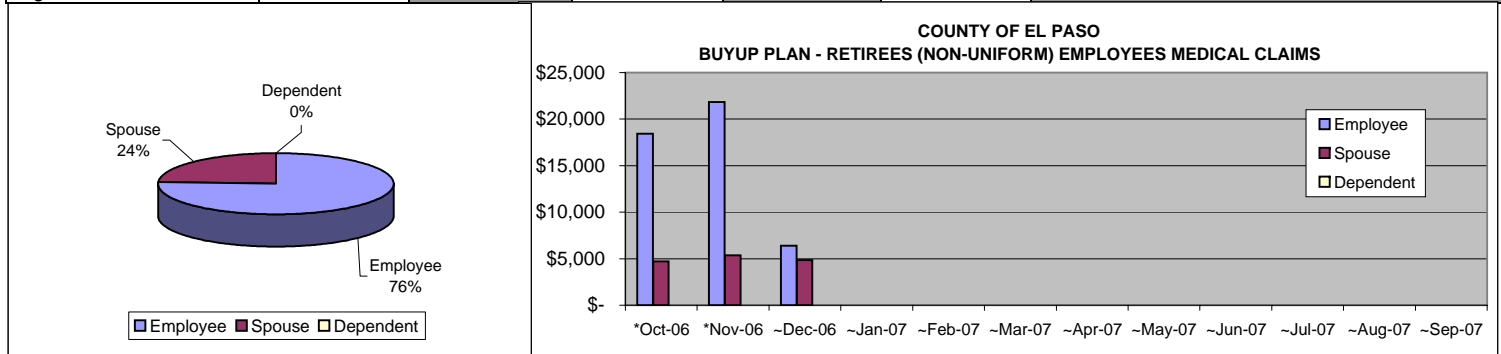
Gross Claims	\$ 46,657.00	\$ 14,913.26	\$ -	\$ 61,570.26
--------------	--------------	--------------	------	--------------

**Stop Loss	\$ -	\$ -	\$ -	\$ -
-------------	------	------	------	------

Net Claims	\$ 46,657.00	\$ 14,913.26	\$ -	\$ 61,570.26
------------	--------------	--------------	------	--------------

Average Member Count	64	23	0
----------------------	----	----	---

Avg. Member Cost/Month	\$ 244.28	\$ 219.31	\$ -
------------------------	-----------	-----------	------



**Reimbursed Amount

**COUNTY OF EL PASO
 RETIREES EMPLOYEES (UNIFORM) - BASIC PLAN
 MEDICAL CLAIMS 10/01/06 - 09/30/07
 WITH PRESCRIPTIONS**

*Prescription figure updated received pending information from PBM-Aetna.

~Prescription figure not reflected due to pending information from PBM-Aetna, once information is received the data will be updated accordingly.

Paid Month	Employee		Spouse		Dependent		TOTAL	
	Member Count	Claims Paid	Member Count	Claims Paid	Member Count	Claims Paid	Members	Claims Paid
*Oct-06	4	\$ 10,783.81	1	\$ 1,426.28	0	\$ -	5	\$ 12,210.09
*Nov-06	4	\$ 4,137.10	1	\$ 37.13	0	\$ -	5	\$ 4,174.23
~Dec-06	6	\$ 19,106.60	2	\$ -	0	\$ -	8	\$ 19,106.60
~Jan-07							0	\$ -
~Feb-07							0	\$ -
~Mar-07							0	\$ -
~Apr-07							0	\$ -
~May-07							0	\$ -
~Jun-07							0	\$ -
~Jul-07							0	\$ -
~Aug-07							0	\$ -
~Sep-07							0	\$ -

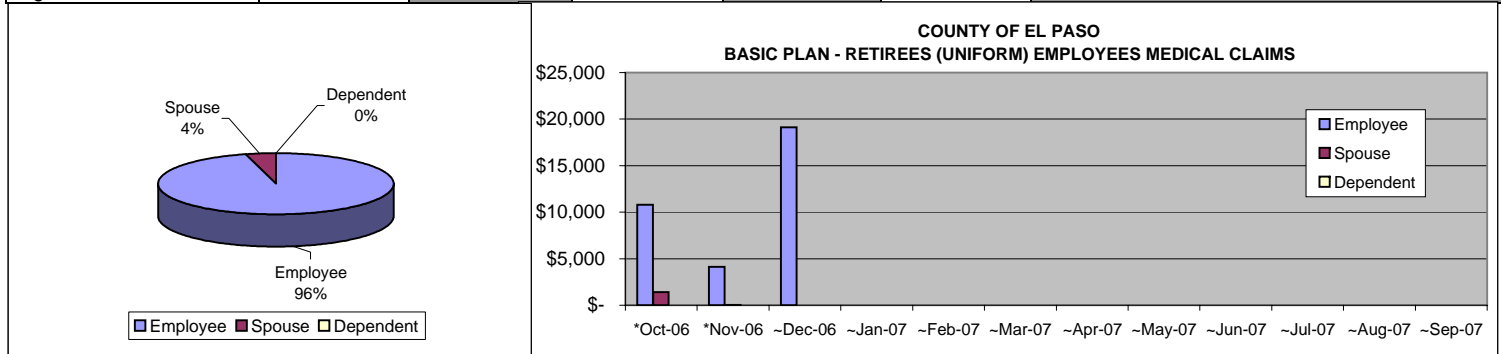
Gross Claims	\$ 34,027.51	\$ 1,463.41	\$ -	\$ 35,490.92
--------------	--------------	-------------	------	--------------

**Stop Loss	\$ -	\$ -	\$ -	\$ -
-------------	------	------	------	------

Net Claims	\$ 34,027.51	\$ 1,463.41	\$ -	\$ 35,490.92
------------	--------------	-------------	------	--------------

Average Member Count	5	1	0	
----------------------	---	---	---	--

Avg. Member Cost/Month	\$ 2,430.54	\$ 365.85	\$ -	
------------------------	-------------	-----------	------	--



**Reimbursed Amount

COUNTY OF EL PASO
RETIREES EMPLOYEES (UNIFORM) - BUYUP PLAN
MEDICAL CLAIMS 10/01/06 - 09/30/07
WITH PRESCRIPTIONS

*Prescription figure updated received pending information from PBM-Aetna.

~Prescription figure not reflected due to pending information from PBM-Aetna, once information is received the data will be updated accordingly.

Paid Month	Employee		Spouse		Dependent		TOTAL	
	Member Count	Claims Paid	Member Count	Claims Paid	Member Count	Claims Paid	Members	Claims Paid
*Oct-06	18	\$ 8,818.12	2	\$ 937.42	1	\$ -	21	\$ 9,755.54
*Nov-06	19	\$ 10,657.76	2	\$ 1,612.92	1	\$ -	22	\$ 12,270.68
~Dec-06	19	\$ 1,925.95	2	\$ 119.07	1	\$ -	22	\$ 2,045.02
~Jan-07							0	\$ -
~Feb-07							0	\$ -
~Mar-07							0	\$ -
~Apr-07							0	\$ -
~May-07							0	\$ -
~Jun-07							0	\$ -
~Jul-07							0	\$ -
~Aug-07							0	\$ -
~Sep-07							0	\$ -

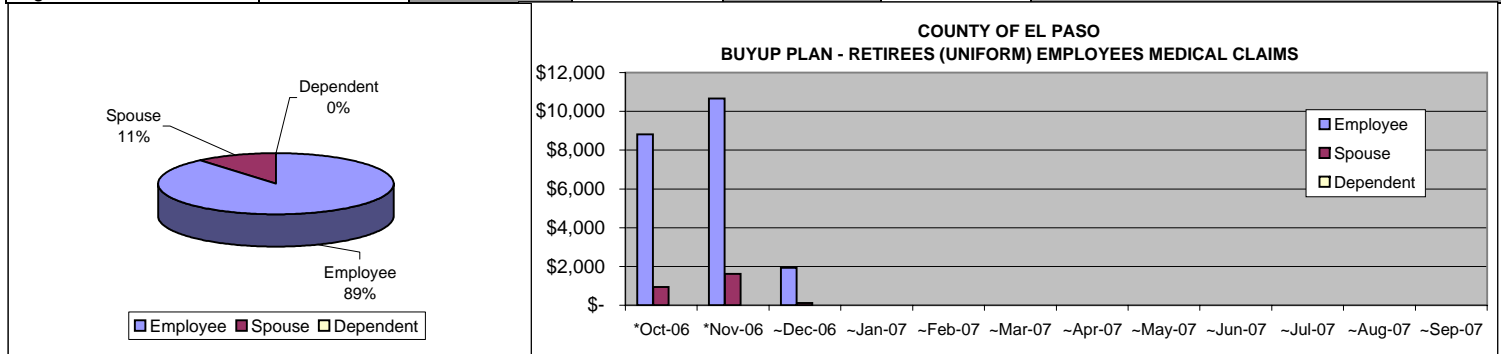
Gross Claims	\$ 21,401.83	\$ 2,669.41	\$ -	\$ 24,071.24
--------------	--------------	-------------	------	--------------

**Stop Loss	\$ -	\$ -	\$ -	\$ -
-------------	------	------	------	------

Net Claims	\$ 21,401.83	\$ 2,669.41	\$ -	\$ 24,071.24
------------	--------------	-------------	------	--------------

Average Member Count	19	2	1
----------------------	----	---	---

Avg. Member Cost/Month	\$ 382.18	\$ 444.90	\$ -
------------------------	-----------	-----------	------



**Reimbursed Amount

**COUNTY OF EL PASO
TOTALS
MEDICAL CLAIMS 10/01/06 - 09/30/07
WITH PRESCRIPTIONS**

*Prescription figure updated received pending information from PBM-Aetna.

~Prescription figure not reflected due to pending information from PBM-Aetna, once information is received the data will be updated accordingly.

Paid Month	Employee		Spouse		Dependent		TOTAL	
	Member Count	Claims Paid	Member Count	Claims Paid	Member Count	Claims Paid	Members	Claims Paid
*Oct-06	2130	\$ 343,609.94	333	\$ 72,305.96	1105	\$ 54,603.96	3,568	\$ 470,519.86
*Nov-06	2144	\$ 424,817.02	336	\$ 186,642.32	1102	\$ 82,644.71	3,582	\$ 694,104.05
~Dec-06	2146	\$ 273,646.70	334	\$ 95,697.95	1090	\$ 60,847.43	3,570	\$ 430,192.08
~Jan-07	0	\$ -	0	\$ -	0	\$ -	0	\$ -
~Feb-07	0	\$ -	0	\$ -	0	\$ -	0	\$ -
~Mar-07	0	\$ -	0	\$ -	0	\$ -	0	\$ -
~Apr-07	0	\$ -	0	\$ -	0	\$ -	0	\$ -
~May-07	0	\$ -	0	\$ -	0	\$ -	0	\$ -
~Jun-07	0	\$ -	0	\$ -	0	\$ -	0	\$ -
~Jul-07	0	\$ -	0	\$ -	0	\$ -	0	\$ -
~Aug-07	0	\$ -	0	\$ -	0	\$ -	0	\$ -
~Sep-07	0	\$ -	0	\$ -	0	\$ -	0	\$ -

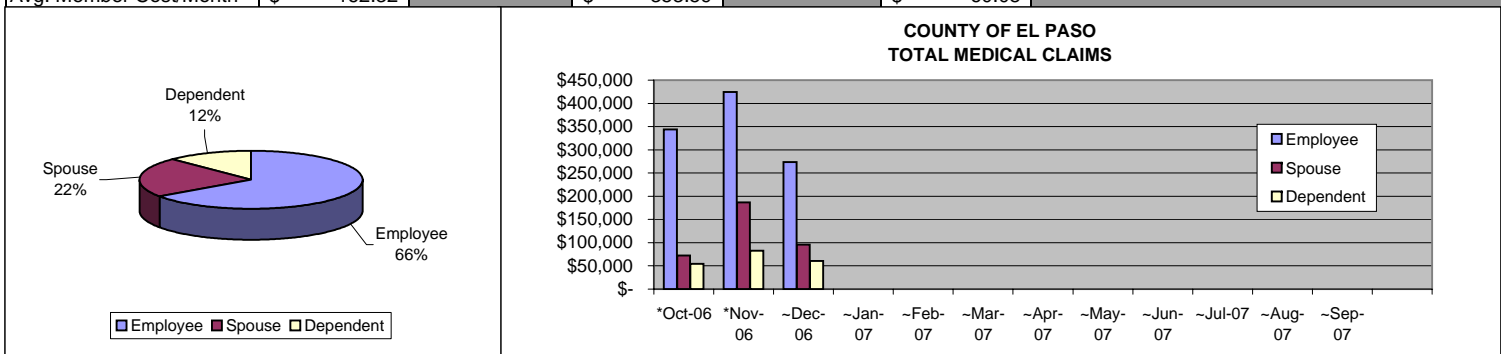
Gross Claims		\$ 1,042,073.66		\$ 354,646.23		\$ 198,096.10		\$ 1,594,815.99
--------------	--	-----------------	--	---------------	--	---------------	--	-----------------

**Stop Loss		\$ -		\$ -		\$ -		\$ -
-------------	--	------	--	------	--	------	--	------

Net Claims		\$ 1,042,073.66		\$ 354,646.23		\$ 198,096.10		\$ 1,594,815.99
------------	--	-----------------	--	---------------	--	---------------	--	-----------------

Average Member Count	535		84		275			
----------------------	-----	--	----	--	-----	--	--	--

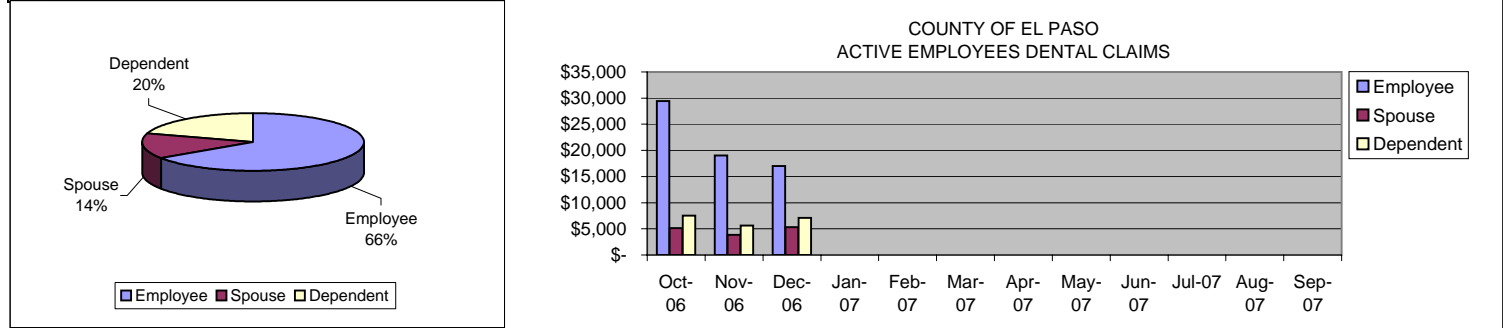
Avg. Member Cost/Month	\$ 162.32		\$ 353.59		\$ 60.08			
------------------------	-----------	--	-----------	--	----------	--	--	--



**Reimbursed Amount

**COUNTY OF EL PASO
ACTIVE EMPLOYEES
DENTAL CLAIMS 10/01/06 - 09/30/07**

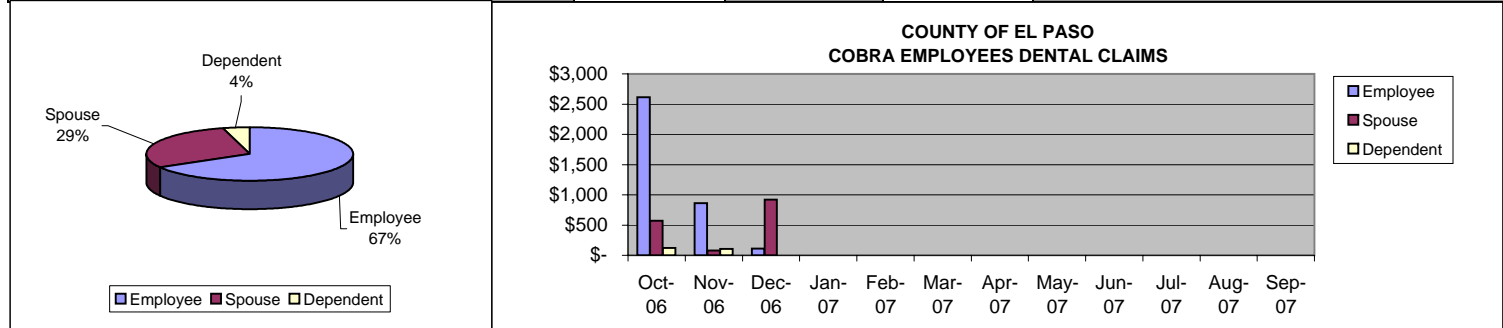
Paid Month	Employee		Spouse		Dependent		TOTAL	
	Member Count	Claims Paid	Member Count	Claims Paid	Member Count	Claims Paid	Members	Claims Paid
Oct-06	1276	\$ 29,449.05	246	\$ 5,110.76	533	\$ 7,503.28	2,055	\$ 42,063.09
Nov-06	1273	\$ 19,023.19	248	\$ 3,857.50	530	\$ 5,619.93	2,051	\$ 28,500.62
Dec-06	1276	\$ 16,996.00	247	\$ 5,299.04	529	\$ 7,121.38	2,052	\$ 29,416.42
Jan-07							0	\$ -
Feb-07							0	\$ -
Mar-07							0	\$ -
Apr-07							0	\$ -
May-07							0	\$ -
Jun-07							0	\$ -
Jul-07							0	\$ -
Aug-07							0	\$ -
Sep-07							0	\$ -
Gross Claims		\$ 65,468.24		\$ 14,267.30		\$ 20,244.59		\$ 99,980.13
Net Claims		\$ 65,468.24		\$ 14,267.30		\$ 20,244.59		\$ 99,980.13
Average Member Count	1275		247		531			
Avg. Member Cost/Month	\$ 17.12		\$ 19.25		\$ 12.72			



**Reimbursed Amount

**COUNTY OF EL PASO
COBRA EMPLOYEES
DENTAL CLAIMS 10/01/06 - 09/30/07**

Paid Month	Employee		Spouse		Dependent		TOTAL	
	Member Count	Claims Paid	Member Count	Claims Paid	Member Count	Claims Paid	Members	Claims Paid
Oct-06	11	\$ 2,611.55	5	\$ 572.50	2	\$ 120.73	18	\$ 3,304.78
Nov-06	11	\$ 864.34	5	\$ 78.86	2	\$ 106.78	18	\$ 1,049.98
Dec-06	10	\$ 110.00	5	\$ 919.48	2	\$ -	17	\$ 1,029.48
Jan-07							0	\$ -
Feb-07							0	\$ -
Mar-07							0	\$ -
Apr-07							0	\$ -
May-07							0	\$ -
Jun-07							0	\$ -
Jul-07							0	\$ -
Aug-07							0	\$ -
Sep-07							0	\$ -
Gross Claims		\$ 3,585.89		\$ 1,570.84		\$ 227.51		\$ 5,384.24
Net Claims		\$ 3,585.89		\$ 1,570.84		\$ 227.51		\$ 5,384.24
Average Member Count	11		5		2			
Avg. Member Cost/Month	\$ 112.06		\$ 104.72		\$ 37.92			



*Reimbursed Amount

**COUNTY OF EL PASO
RETIREES EMPLOYEES
DENTAL CLAIMS 10/01/06 - 09/30/07**

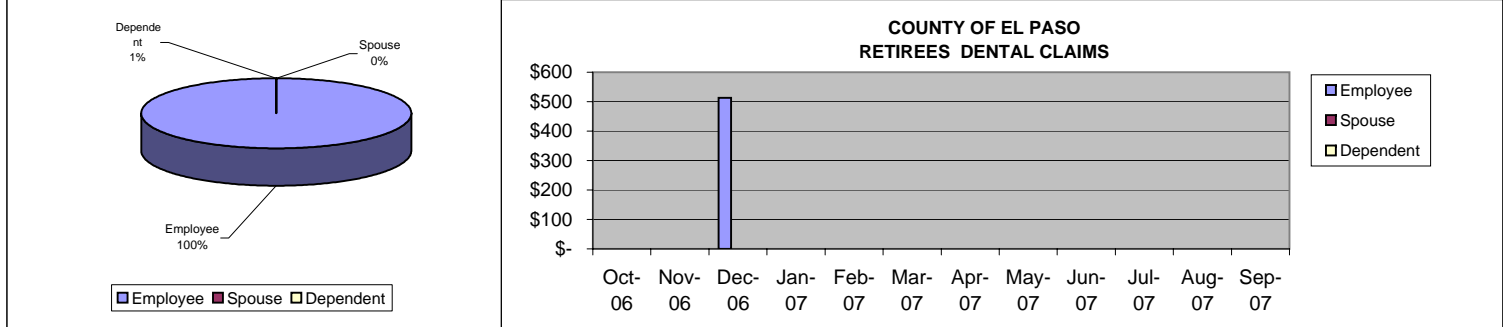
Paid Month	Employee		Spouse		Dependent		TOTAL	
	Member Count	Claims Paid	Member Count	Claims Paid	Member Count	Claims Paid	Members	Claims Paid
Oct-06	4	\$ -	1	\$ -	0	\$ -	5	\$ -
Nov-06	5	\$ -	1	\$ -	0	\$ -	6	\$ -
Dec-06	5	\$ 513.00	2	\$ -	0	\$ -	7	\$ 513.00
Jan-07							0	\$ -
Feb-07							0	\$ -
Mar-07							0	\$ -
Apr-07							0	\$ -
May-07							0	\$ -
Jun-07							0	\$ -
Jul-07							0	\$ -
Aug-07							0	\$ -
Sep-07							0	\$ -

Gross Claims		\$ 513.00		\$ -		\$ -		\$ 513.00
--------------	--	-----------	--	------	--	------	--	-----------

Net Claims		\$ 513.00		\$ -		\$ -		\$ 513.00
------------	--	-----------	--	------	--	------	--	-----------

Average Member Count	5		1		0			
----------------------	---	--	---	--	---	--	--	--

Avg. Member Cost/Month	\$ 36.64		\$ -		\$ -			
------------------------	----------	--	------	--	------	--	--	--



**Reimbursed Amount

**COUNTY OF EL PASO
TOTAL DENTAL CLAIMS
DENTAL CLAIMS 10/01/06 - 09/30/07**

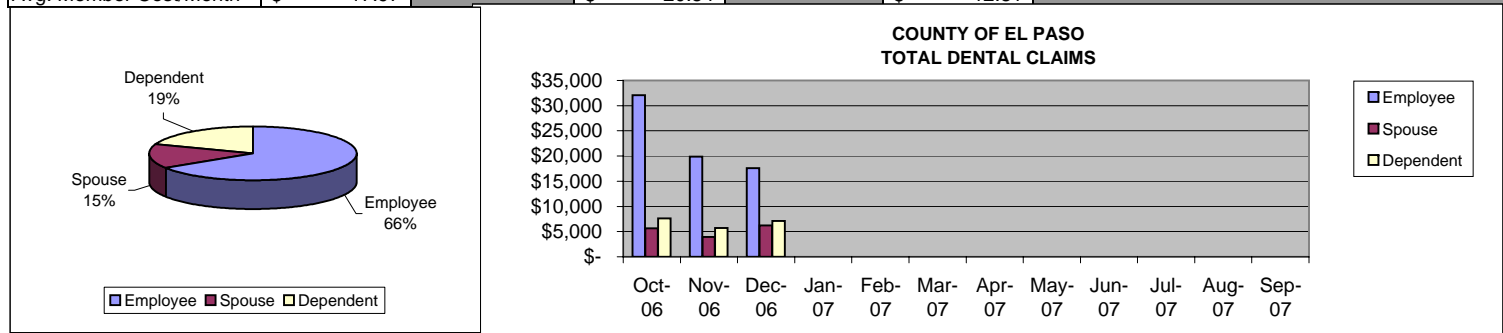
Paid Month	Employee		Spouse		Dependent		TOTAL	
	Member Count	Claims Paid	Member Count	Claims Paid	Member Count	Claims Paid	Members	Claims Paid
Oct-06	1291	\$ 32,060.60	252	\$ 5,683.26	535	\$ 7,624.01	2078	\$ 45,367.87
Nov-06	1289	\$ 19,887.53	254	\$ 3,936.36	532	\$ 5,726.71	2075	\$ 29,550.60
Dec-06	1291	\$ 17,619.00	254	\$ 6,218.52	531	\$ 7,121.38	2076	\$ 30,958.90
Jan-07	0	\$ -	0	\$ -	0	\$ -	0	\$ -
Feb-07	0	\$ -	0	\$ -	0	\$ -	0	\$ -
Mar-07	0	\$ -	0	\$ -	0	\$ -	0	\$ -
Apr-07	0	\$ -	0	\$ -	0	\$ -	0	\$ -
May-07	0	\$ -	0	\$ -	0	\$ -	0	\$ -
Jun-07	0	\$ -	0	\$ -	0	\$ -	0	\$ -
Jul-07	0	\$ -	0	\$ -	0	\$ -	0	\$ -
Aug-07	0	\$ -	0	\$ -	0	\$ -	0	\$ -
Sep-07	0	\$ -	0	\$ -	0	\$ -	0	\$ -

Gross Claims		\$ 69,567.13		\$ 15,838.14		\$ 20,472.10		\$ 105,877.37
--------------	--	--------------	--	--------------	--	--------------	--	---------------

Net Claims		\$ 69,567.13		\$ 15,838.14		\$ 20,472.10		\$ 105,877.37
------------	--	--------------	--	--------------	--	--------------	--	---------------

Average Member Count		323		63		133		
----------------------	--	-----	--	----	--	-----	--	--

Avg. Member Cost/Month		\$ 17.97		\$ 20.84		\$ 12.81		
------------------------	--	----------	--	----------	--	----------	--	--



**Reimbursed Amount

**COUNTY OF EL PASO
PLAN YEAR 10/01/06 - 09/30/06**

BASIC PLAN							
	MEDICAL ACT	MEDICAL SHF	MEDICAL COBRA	MEDICAL RETIREE	MEDICAL TOTAL	DENTAL TOTAL	*RX TOTAL
Oct-06							
EMPLOYEE	23,649.98	10,303.20	(233.96)	1,964.19	35,683.41	10,347.81	21,318.26
SPOUSE	5,551.20	4,838.06	619.48	91.36	11,100.10	1,705.83	2,769.46
DEPENDENT	3,759.84	2,764.72	145.34	0.00	6,669.90	2,195.46	1,692.16
TOTAL	32,961.02	17,905.98	530.86	2,055.55	53,453.41	14,249.10	25,779.88
PTD TOTAL							
EMPLOYEE	23,649.98	10,303.20	(233.96)	1,964.19	35,683.41	10,347.81	21,318.26
SPOUSE	5,551.20	4,838.06	619.48	91.36	11,100.10	1,705.83	2,769.46
DEPENDENT	3,759.84	2,764.72	145.34	0.00	6,669.90	2,195.46	1,692.16
TOTAL	32,961.02	17,905.98	530.86	2,055.55	53,453.41	14,249.10	25,779.88

*October 2006 Prescription figure updated received pending information from PBM-Aetna.

Nov-06							
EMPLOYEE	50,811.47	6,689.26	48.34	4,131.15	61,680.22	7,993.66	11,048.36
SPOUSE	19,593.46	4,097.41	1,627.48	49.19	25,367.54	862.46	2,043.76
DEPENDENT	239.49	6,644.21	24.17	84.42	6,992.29	1,303.35	589.04
TOTAL	70,644.42	17,430.88	1,699.99	4,264.76	94,040.05	10,159.47	13,681.16
PTD TOTAL							
EMPLOYEE	74,461.45	16,992.46	(185.62)	6,095.34	97,363.63	18,341.47	32,366.62
SPOUSE	25,144.66	8,935.47	2,246.96	140.55	36,467.64	2,568.29	4,813.22
DEPENDENT	3,999.33	9,408.93	169.51	84.42	13,662.19	3,498.81	2,281.20
TOTAL	103,605.44	35,336.86	2,230.85	6,320.31	147,493.46	24,408.57	39,461.04

*November 2006 Prescription figure updated received pending information from PBM-Aetna.

Dec-06							
EMPLOYEE	31,023.96	12,294.31	32.43	19,139.65	62,490.35	4,463.13	0.00
SPOUSE	36,020.98	3,660.43	2,894.33	74.15	42,649.89	1,239.95	0.00
DEPENDENT	815.52	2,780.16	115.00	0.00	3,710.68	1,526.70	0.00
TOTAL	67,860.46	18,734.90	3,041.76	19,213.80	108,850.92	7,229.78	0.00
PTD TOTAL							
EMPLOYEE	105,485.41	29,286.77	(153.19)	25,234.99	159,853.98	22,804.60	32,366.62
SPOUSE	61,165.64	12,595.90	5,141.29	214.70	79,117.53	3,808.24	4,813.22
DEPENDENT	4,814.85	12,189.09	284.51	84.42	17,372.87	5,025.51	2,281.20
TOTAL	171,465.90	54,071.76	5,272.61	25,534.11	256,344.38	31,638.35	39,461.04

*December 2006 Prescription figure not reflected due to pending information from PBM-Aetna; once information received data will be updated accordingly.

**COUNTY OF EL PASO
PLAN YEAR 10/01/06 - 09/30/06**

BUY UP PLAN								
	MEDICAL ACT	MEDICAL SHF	MEDICAL COBRA	MEDICAL RETIREE	MEDICAL TOTAL	DENTAL TOTAL	*RX TOTAL	GRAND TOTAL
Oct-06								
EMPLOYEE	140,634.17	42,303.63	314.08	8,831.54	192,083.42	21,712.79	94,524.85	375,670.54
SPOUSE	25,672.54	6,273.90	2,312.27	1,009.05	35,267.76	3,977.43	23,168.64	77,989.22
DEPENDENT	25,179.52	11,111.48	0.00	0.00	36,291.00	5,428.55	9,950.90	62,227.97
TOTAL	191,486.23	59,689.01	2,626.35	9,840.59	263,642.18	31,118.77	127,644.39	515,887.73
PTD TOTAL								
EMPLOYEE	140,634.17	42,303.63	314.08	8,831.54	192,083.42	21,712.79	94,524.85	375,670.54
SPOUSE	25,672.54	6,273.90	2,312.27	1,009.05	35,267.76	3,977.43	23,168.64	77,989.22
DEPENDENT	25,179.52	11,111.48	0.00	0.00	36,291.00	5,428.55	9,950.90	62,227.97
TOTAL	191,486.23	59,689.01	2,626.35	9,840.59	263,642.18	31,118.77	127,644.39	515,887.73
Nov-06								
EMPLOYEE	171,419.38	59,980.65	505.24	7,314.99	239,220.26	11,893.87	112,868.18	444,704.55
SPOUSE	122,150.92	9,181.22	2,167.20	1,919.51	135,418.85	3,073.90	23,812.17	190,578.68
DEPENDENT	44,517.17	18,913.39	0.00	0.00	63,430.56	4,423.36	11,632.82	88,371.42
TOTAL	338,087.47	88,075.26	2,672.44	9,234.50	438,069.67	19,391.13	148,313.17	723,654.65
PTD TOTAL								
EMPLOYEE	312,053.55	102,284.28	819.32	16,146.53	431,303.68	33,606.66	207,393.03	820,375.09
SPOUSE	147,823.46	15,455.12	4,479.47	2,928.56	170,686.61	7,051.33	46,980.81	268,567.90
DEPENDENT	69,696.69	30,024.87	0.00	0.00	99,721.56	9,851.91	21,583.72	150,599.39
TOTAL	529,573.70	147,764.27	5,298.79	19,075.09	701,711.85	50,509.90	275,957.56	1,239,542.38
Dec-06								
EMPLOYEE	159,537.59	41,921.21	1,392.04	8,305.51	211,156.35	13,155.87	0.00	291,265.70
SPOUSE	41,803.62	6,280.13	0.00	4,964.31	53,048.06	4,978.57	0.00	101,916.47
DEPENDENT	40,533.71	16,465.32	137.72	0.00	57,136.75	5,594.68	0.00	67,968.81
TOTAL	241,874.92	64,666.66	1,529.76	13,269.82	321,341.16	23,729.12	0.00	461,150.98
PTD TOTAL								
EMPLOYEE	471,591.14	144,205.49	2,211.36	24,452.04	642,460.03	46,762.53	207,393.03	1,111,640.79
SPOUSE	189,627.08	21,735.25	4,479.47	7,892.87	223,734.67	12,029.90	46,980.81	370,484.37
DEPENDENT	110,230.40	46,490.19	137.72	0.00	156,858.31	15,446.59	21,583.72	218,568.20
TOTAL	771,448.62	212,430.93	6,828.55	32,344.91	1,023,053.01	74,239.02	275,957.56	1,700,693.36

*October 2006 Prescription figure updated received pending information from PBM-Aetna.

*November 2006 Prescription figure updated received pending information from PBM-Aetna.

*December 2006 Prescription figure not reflected due to pending information from PBM-Aetna; once information received data will be updated accordingly.

COUNTY OF EL PASO
NETWORK UTILIZATION REPORT (BASIC PLAN)
MEDICAL CLAIMS 10/01/2006- 09/30/2007

		OCTOBER	NOVEMBER	DECEMBER	JANUARY	FEBRUARY	MARCH	APRIL	MAY	JUNE	JULY	AUGUST	SEPTEMBER	TOTAL
IN/NET	Employee	35,683.41	62,023.42	60,693.74										158,400.57
	Spouse	11,100.10	25,367.54	42,649.89										79,117.53
	Dependent	6,669.90	6,754.53	3,627.61										17,052.04
	TOTAL	53,453.41	94,145.49	106,971.24	0.00	0.00	0.00	0.00	0.00	0.00	0.00	0.00	0.00	254,570.14

		OCTOBER	NOVEMBER	DECEMBER	JANUARY	FEBRUARY	MARCH	APRIL	MAY	JUNE	JULY	AUGUST	SEPTEMBER	TOTAL
OUT/NET	Employee	0.00	(343.20)	1,796.61										1,453.41
	Spouse	0.00	0.00	0.00										0.00
	Dependent	0.00	0.00	0.00										0.00
	TOTAL	0.00	(343.20)	1,796.61	0.00	0.00	0.00	0.00	0.00	0.00	0.00	0.00	0.00	1,453.41

		OCTOBER	NOVEMBER	DECEMBER	JANUARY	FEBRUARY	MARCH	APRIL	MAY	JUNE	JULY	AUGUST	SEPTEMBER	TOTAL
OUT/AREA	Employee	0.00	0.00	0.00										0.00
	Spouse	0.00	0.00	0.00										0.00
	Dependent	0.00	237.76	83.07										320.83
	TOTAL	0.00	237.76	83.07	0.00	0.00	0.00	0.00	0.00	0.00	0.00	0.00	0.00	320.83

		OCTOBER	NOVEMBER	DECEMBER	JANUARY	FEBRUARY	MARCH	APRIL	MAY	JUNE	JULY	AUGUST	SEPTEMBER	TOTAL
TOTALS	Employee	35,683.41	61,680.22	62,490.35	0.00	0.00	0.00	0.00	0.00	0.00	0.00	0.00	0.00	159,853.98
	Spouse	11,100.10	25,367.54	42,649.89	0.00	0.00	0.00	0.00	0.00	0.00	0.00	0.00	0.00	79,117.53
	Dependent	6,669.90	6,992.29	3,710.68	0.00	0.00	0.00	0.00	0.00	0.00	0.00	0.00	0.00	17,372.87
	TOTAL	53,453.41	94,040.05	108,850.92	0.00	0.00	0.00	0.00	0.00	0.00	0.00	0.00	0.00	256,344.38

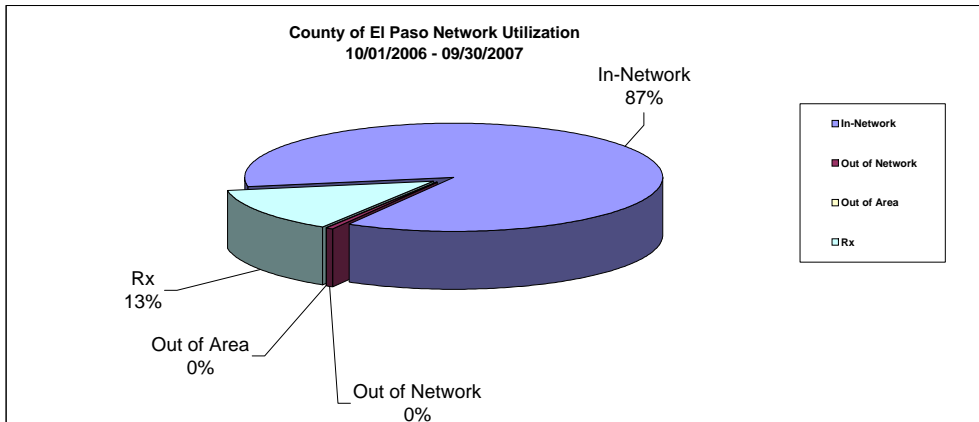
Rx CLAIMS 10/01/2006 - 09/30/2007

		*OCTOBER	*NOVEMBER	~DECEMBER	~JANUARY	~FEBRUARY	~MARCH	~APRIL	~MAY	~JUNE	~JULY	~AUGUST	~SEPTEMBER	TOTAL
RX	Employee	21,318.26	11,048.36	0.00										32,366.62
	Spouse	2,769.46	2,043.76	0.00										4,813.22
	Dependent	1,692.16	589.04	0.00										2,281.20
	TOTAL	25,779.88	13,681.16	0.00	0.00	0.00	0.00	0.00	0.00	0.00	0.00	0.00	0.00	39,461.04

GRAND TOTAL		79,233.29	107,721.21	108,850.92	0.00	0.00	0.00	0.00	0.00	0.00	0.00	0.00	0.00	295,805.42
--------------------	--	------------------	-------------------	-------------------	-------------	-------------	-------------	-------------	-------------	-------------	-------------	-------------	-------------	-------------------

*Prescription figure updated received pending information from PBM-Aetna.

~Prescription figure not reflected pending information from PBM-Aetna; once information received data will be updated accordingly.



COUNTY OF EL PASO
NETWORK UTILIZATION REPORT (BUY UP PLAN)
MEDICAL CLAIMS 10/01/2006- 09/30/2007

		OCTOBER	NOVEMBER	DECEMBER	JANUARY	FEBRUARY	MARCH	APRIL	MAY	JUNE	JULY	AUGUST	SEPTEMBER	TOTAL
IN/NET	Employee	191,221.77	238,106.78	205,927.60										635,256.15
	Spouse	34,862.62	134,109.54	49,258.83										218,230.99
	Dependent	36,291.00	63,430.56	57,050.02										156,771.58
	TOTAL	262,375.39	435,646.88	312,236.45	0.00	0.00	0.00	0.00	0.00	0.00	0.00	0.00	0.00	1,010,258.72

		OCTOBER	NOVEMBER	DECEMBER	JANUARY	FEBRUARY	MARCH	APRIL	MAY	JUNE	JULY	AUGUST	SEPTEMBER	TOTAL
OUT/NET	Employee	748.86	1,107.41	5,131.94										6,988.21
	Spouse	286.10	520.85	3,674.74										4,481.69
	Dependent	0.00	0.00	0.00										0.00
	TOTAL	1,034.96	1,628.26	8,806.68	0.00	0.00	0.00	0.00	0.00	0.00	0.00	0.00	0.00	11,469.90

		OCTOBER	NOVEMBER	DECEMBER	JANUARY	FEBRUARY	MARCH	APRIL	MAY	JUNE	JULY	AUGUST	SEPTEMBER	TOTAL
OUT/AREA	Employee	112.79	6.07	96.81										215.67
	Spouse	119.04	788.46	114.49										1,021.99
	Dependent	0.00	0.00	86.73										86.73
	TOTAL	231.83	794.53	298.03	0.00	0.00	0.00	0.00	0.00	0.00	0.00	0.00	0.00	1,324.39

		OCTOBER	NOVEMBER	DECEMBER	JANUARY	FEBRUARY	MARCH	APRIL	MAY	JUNE	JULY	AUGUST	SEPTEMBER	TOTAL
TOTALS	Employee	192,083.42	239,220.26	211,156.35	0.00	0.00	0.00	0.00	0.00	0.00	0.00	0.00	0.00	642,460.03
	Spouse	35,267.76	135,418.85	53,048.06	0.00	0.00	0.00	0.00	0.00	0.00	0.00	0.00	0.00	223,734.67
	Dependent	36,291.00	63,430.56	57,136.75	0.00	0.00	0.00	0.00	0.00	0.00	0.00	0.00	0.00	156,858.31
	TOTAL	263,642.18	438,069.67	321,341.16	0.00	0.00	0.00	0.00	0.00	0.00	0.00	0.00	0.00	1,023,053.01

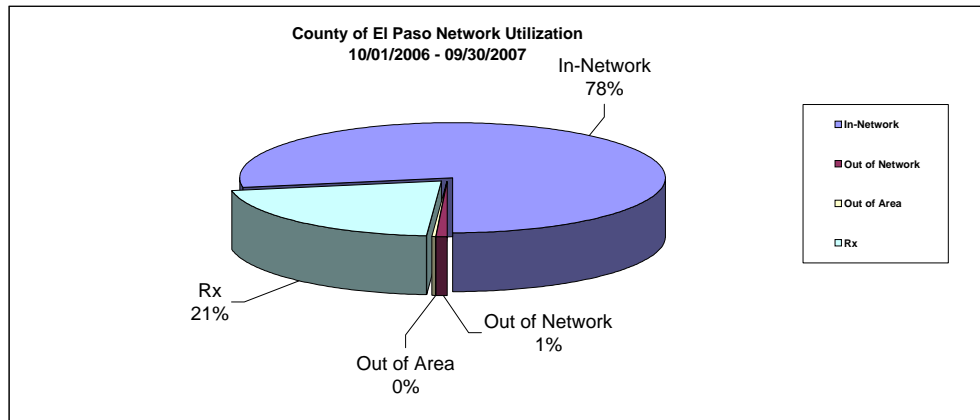
Rx CLAIMS 10/01/2006 - 09/30/2007

		*OCTOBER	*NOVEMBER	-DECEMBER	-JANUARY	-FEBRUARY	-MARCH	-APRIL	-MAY	-JUNE	-JULY	-AUGUST	-SEPTEMBER	TOTAL
RX	Employee	94,524.85	112,868.18	0.00										207,393.03
	Spouse	23,168.64	23,812.17	0.00										46,980.81
	Dependent	9,950.90	11,632.82	0.00										21,583.72
	TOTAL	127,644.39	148,313.17	0.00	0.00	0.00	0.00	0.00	0.00	0.00	0.00	0.00	0.00	275,957.56

GRAND TOTAL	391,286.57	586,382.84	321,341.16	0.00	0.00	0.00	0.00	0.00	0.00	0.00	0.00	0.00	0.00	1,299,010.57
--------------------	-------------------	-------------------	-------------------	-------------	-------------	-------------	-------------	-------------	-------------	-------------	-------------	-------------	-------------	---------------------

*Prescription figure updated received pending information from PBM-Aetna.

-Prescription figure not reflected pending information from PBM-Aetna; once information received data will be updated accordingly.



COUNTY OF EL PASO
NETWORK UTILIZATION REPORT TOTAL
MEDICAL CLAIMS 10/01/2006- 09/30/2007

		OCTOBER	NOVEMBER	DECEMBER	JANUARY	FEBRUARY	MARCH	APRIL	MAY	JUNE	JULY	AUGUST	SEPTEMBER	TOTAL
IN/NET	Employee	226,905.18	300,130.20	266,621.34										793,656.72
	Spouse	45,962.72	159,477.08	91,908.72										297,348.52
	Dependent	42,960.90	70,185.09	60,677.63										173,823.62
	TOTAL	315,828.80	529,792.37	419,207.69	0.00	0.00	0.00	0.00	0.00	0.00	0.00	0.00	0.00	1,264,828.86

		OCTOBER	NOVEMBER	DECEMBER	JANUARY	FEBRUARY	MARCH	APRIL	MAY	JUNE	JULY	AUGUST	SEPTEMBER	TOTAL
OUT/NET	Employee	748.86	764.21	6,928.55										8,441.62
	Spouse	286.10	520.85	3,674.74										4,481.69
	Dependent	0.00	0.00	0.00										0.00
	TOTAL	1,034.96	1,285.06	10,603.29	0.00	0.00	0.00	0.00	0.00	0.00	0.00	0.00	0.00	12,923.31

		OCTOBER	NOVEMBER	DECEMBER	JANUARY	FEBRUARY	MARCH	APRIL	MAY	JUNE	JULY	AUGUST	SEPTEMBER	TOTAL
OUT/AREA	Employee	112.79	6.07	96.81										215.67
	Spouse	119.04	788.46	114.49										1,021.99
	Dependent	0.00	237.76	169.80										407.56
	TOTAL	231.83	1,032.29	381.10	0.00	0.00	0.00	0.00	0.00	0.00	0.00	0.00	0.00	1,645.22

		OCTOBER	NOVEMBER	DECEMBER	JANUARY	FEBRUARY	MARCH	APRIL	MAY	JUNE	JULY	AUGUST	SEPTEMBER	TOTAL
TOTALS	Employee	227,766.83	300,900.48	273,646.70	0.00	0.00	0.00	0.00	0.00	0.00	0.00	0.00	0.00	802,314.01
	Spouse	46,367.86	160,786.39	95,697.95	0.00	0.00	0.00	0.00	0.00	0.00	0.00	0.00	0.00	302,852.20
	Dependent	42,960.90	70,422.85	60,847.43	0.00	0.00	0.00	0.00	0.00	0.00	0.00	0.00	0.00	174,231.18
	TOTAL	317,095.59	532,109.72	430,192.08	0.00	0.00	0.00	0.00	0.00	0.00	0.00	0.00	0.00	1,279,397.39

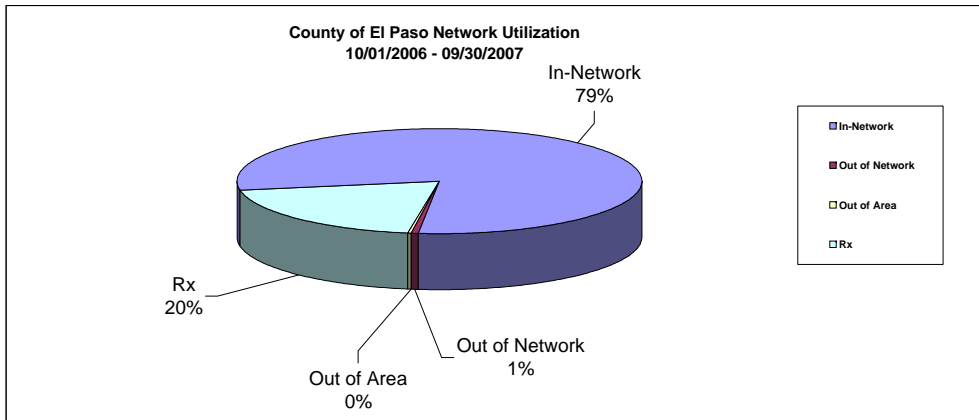
Rx CLAIMS 10/01/2006 - 09/30/2007

		*OCTOBER	*NOVEMBER	~DECEMBER	~JANUARY	~FEBRUARY	~MARCH	~APRIL	~MAY	~JUNE	~JULY	~AUGUST	~SEPTEMBER	TOTAL
RX	Employee	115,843.11	123,916.54	0.00										239,759.65
	Spouse	25,938.10	25,855.93	0.00										51,794.03
	Dependent	11,643.06	12,221.86	0.00										23,864.92
	TOTAL	153,424.27	161,994.33	0.00	0.00	0.00	0.00	0.00	0.00	0.00	0.00	0.00	0.00	315,418.60

GRAND TOTAL	470,519.86	694,104.05	430,192.08	0.00	0.00	0.00	0.00	0.00	0.00	0.00	0.00	0.00	0.00	1,594,815.99
--------------------	-------------------	-------------------	-------------------	-------------	-------------	-------------	-------------	-------------	-------------	-------------	-------------	-------------	-------------	---------------------

*Prescription figure updated received pending information from PBM-Aetna.

~Prescription figure not reflected pending information from PBM-Aetna; once information received data will be updated accordingly.



COUNTY OF EL PASO MONTHLY AGGREGATE REPORT

Stop Loss Carrier: RELIASTAR
Plan Year: 01/01/2006-12/31/2006
Contract: 75/12 (Incurred/Paid)
Aggregate Factor: *Medical, Rx (prescriptions)

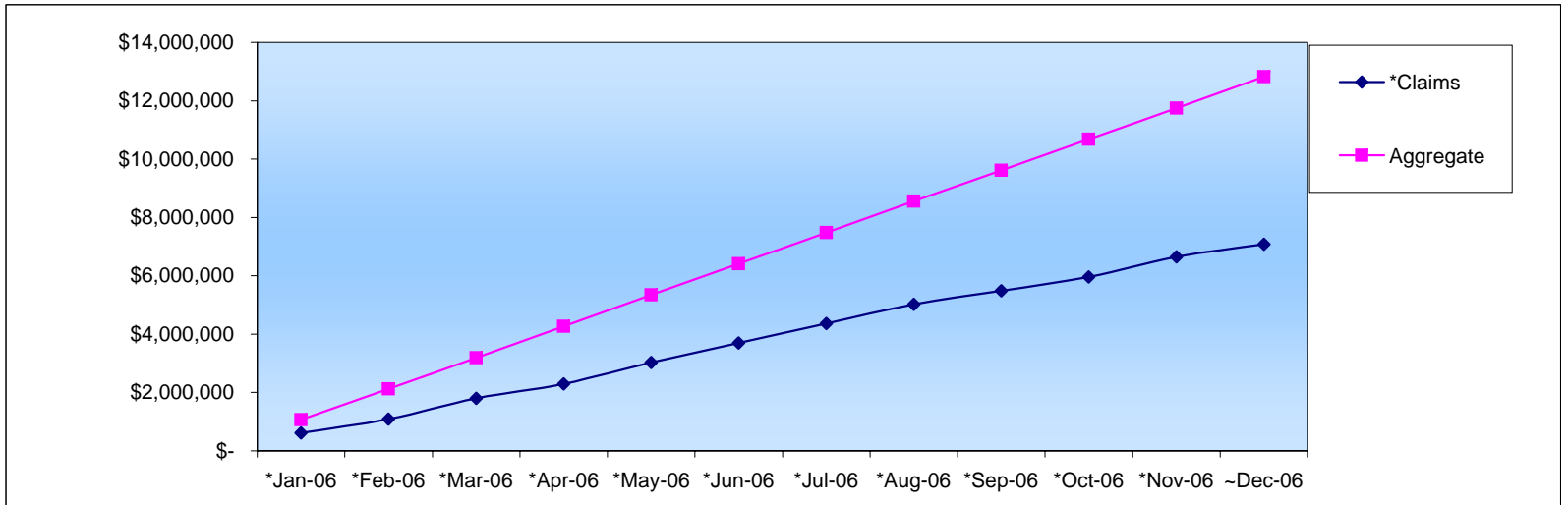
Composite Factor: \$ 499.48
Specific Deductible: \$ 225,000
Current Month: Dec-06
(Incurred 10/01/2000 - 12/31/2006)
(Paid 01/01/2006 - 12/31/2006)

*Prescription figure updated received pending information from PBM-Aetna.

-Prescription figure not reflected due to pending information from PBM-AETNA; once information received data will be updated accordingly.

Paid Month	Employee Census Count	Monthly *Claims w/o Specific Adj.	Year to Date *Claims Including Specific Adj.	Monthly Aggregate	Over Specific (Filing)	Year to Date Aggregate	Year to Date *Claims % of Agg
*Jan-06	2127	\$ 615,753.61	\$ 615,753.61	\$ 1,062,383.33	\$ -	\$ 1,062,383.33	0.58
*Feb-06	2133	\$ 473,781.10	\$ 1,089,534.71	\$ 1,065,380.18	\$ -	\$ 2,127,763.50	0.51
*Mar-06	2137	\$ 711,048.48	\$ 1,800,583.19	\$ 1,067,378.08	\$ -	\$ 3,195,141.58	0.56
*Apr-06	2148	\$ 490,250.66	\$ 2,290,833.85	\$ 1,072,872.30	\$ -	\$ 4,268,013.88	0.54
*May-06	2157	\$ 754,259.94	\$ 3,030,111.86	\$ 1,077,367.58	\$ 14,981.93	\$ 5,345,381.45	0.57
*Jun-06	2143	\$ 669,957.68	\$ 3,699,831.37	\$ 1,070,374.93	\$ 238.17	\$ 6,415,756.38	0.58
*Jul-06	2140	\$ 665,678.83	\$ 4,365,485.20	\$ 1,068,876.50	\$ 25.00	\$ 7,484,632.88	0.58
*Aug-06	2139	\$ 653,262.83	\$ 5,018,748.03	\$ 1,068,377.03	\$ -	\$ 8,553,009.90	0.59
*Sep-06	2131	\$ 467,462.83	\$ 5,486,210.86	\$ 1,064,381.23	\$ -	\$ 9,617,391.13	0.57
*Oct-06	2130	\$ 470,519.86	\$ 5,956,730.72	\$ 1,063,881.75	\$ -	\$ 10,681,272.88	0.56
*Nov-06	2144	\$ 694,104.05	\$ 6,650,834.77	\$ 1,070,874.40	\$ -	\$ 11,752,147.28	0.57
~Dec-06	2146	\$ 430,192.08	\$ 7,080,791.86	\$ 1,071,873.35	\$ 234.99	\$ 12,824,020.63	0.55

	Average	Average		Average	Total		
	2140	\$ 591,356.00		\$ 1,068,668.39	\$ 15,480.09		



Formulary:

Monthly Aggregate: (Composite Factor) x (Employee Census Ct)

Access Administrators, Inc.
005 D-2006 Aggregate.xls

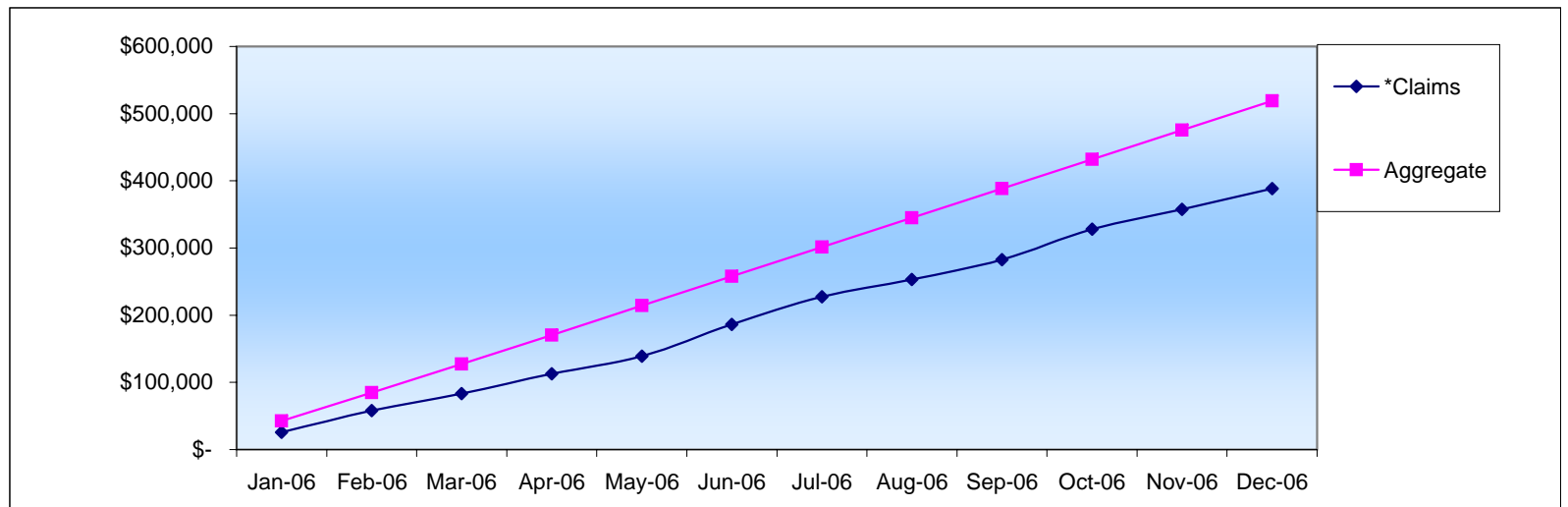
COUNTY OF EL PASO MONTHLY AGGREGATE REPORT

Stop Loss Carrier: RELIASTAR
Plan Year: 01/01/2006-12/31/2006
Contract: 75/12 (Incurred/Paid)
Aggregate Factor: *Dental

Composite Factor: \$ 33.70
Specific Deductible: \$ 225,000
Current Month: Dec-06
(Incurred 10/01/2000 - 12/31/2006)
(Paid 01/01/2006 - 12/31/2006)

Paid Month	Employee Census Count	Monthly *Claims w/o Specific Adj.	Year to Date *Claims Including Specific Adj.	Monthly Aggregate	Over Specific (Filing)	Year to Date Aggregate	Year to Date *Claims % of Agg
Jan-06	1257	\$ 25,786.69	\$ 25,786.69	\$ 42,360.90	\$ -	\$ 42,360.90	0.61
Feb-06	1258	\$ 32,350.92	\$ 58,137.61	\$ 42,394.60	\$ -	\$ 84,755.50	0.69
Mar-06	1266	\$ 25,370.28	\$ 83,507.89	\$ 42,664.20	\$ -	\$ 127,419.70	0.66
Apr-06	1279	\$ 29,169.36	\$ 112,677.25	\$ 43,102.30	\$ -	\$ 170,522.00	0.66
May-06	1299	\$ 26,387.96	\$ 139,065.21	\$ 43,776.30	\$ -	\$ 214,298.30	0.65
Jun-06	1294	\$ 47,166.48	\$ 186,231.69	\$ 43,607.80	\$ -	\$ 257,906.10	0.72
Jul-06	1295	\$ 41,233.58	\$ 227,465.27	\$ 43,641.50	\$ -	\$ 301,547.60	0.75
Aug-06	1294	\$ 25,554.32	\$ 253,019.59	\$ 43,607.80	\$ -	\$ 345,155.40	0.73
Sep-06	1288	\$ 29,787.49	\$ 282,807.08	\$ 43,405.60	\$ -	\$ 388,561.00	0.73
Oct-06	1291	\$ 45,367.87	\$ 328,174.95	\$ 43,506.70	\$ -	\$ 432,067.70	0.76
Nov-06	1289	\$ 29,550.60	\$ 357,725.55	\$ 43,439.30	\$ -	\$ 475,507.00	0.75
Dec-06	1291	\$ 30,958.90	\$ 388,684.45	\$ 43,506.70	\$ -	\$ 519,013.70	0.75

Average	Average	Average	Total
1283	\$ 32,390.37	\$ 43,251.14	\$ -



Formulary:
 Monthly Aggregate: (Composite Factor) x (Employee Census Ct)

Access Administrators, Inc.
 005 D-2006 Aggregate.xls

COUNTY OF EL PASO - CENSUS EMPLOYEE UNITS
 MEDICAL ENROLLMENT 10/01/06 - 09/30/07

	Active		Sherriff		Cobra		Retired		BASIC TOTAL	BUY UP TOTAL	GRAND TOTAL	
	Basic	Buy Up	Basic	Buy Up	Basic	Buy Up	Basic	Buy Up				
OCT	E/O	379	524	196	227	0	4	12	63	587	818	1405
	E/S	20	88	18	44	0	0	1	18	39	150	189
	E/C	54	165	50	129	1	1	0	1	105	296	401
	E/F	13	52	19	50	0	1	0	0	32	103	135
	TOTAL	466	829	283	450	1	6	13	82	763	1367	2130
NOV	E/O	331	576	176	259	0	4	12	64	519	903	1422
	E/S	14	95	12	51	0	0	1	18	27	164	191
	E/C	42	171	38	142	1	1	0	1	81	315	396
	E/F	8	56	16	55	0	0	0	0	24	111	135
	TOTAL	395	898	242	507	1	5	13	83	651	1493	2144
DEC	E/O	338	575	175	258	0	3	13	64	526	900	1426
	E/S	13	96	12	52	0	0	2	17	27	165	192
	E/C	44	170	37	142	1	1	0	1	82	314	396
	E/F	8	55	15	54	0	0	0	0	23	109	132
	TOTAL	403	896	239	506	1	4	15	82	658	1488	2146
JAN	E/O											
	E/S											
	E/C											
	E/F											
	TOTAL											
FEB	E/O											
	E/S											
	E/C											
	E/F											
	TOTAL											
MAR	E/O											
	E/S											
	E/C											
	E/F											
	TOTAL											
APR	E/O											
	E/S											
	E/C											
	E/F											
	TOTAL											
MAY	E/O											
	E/S											
	E/C											
	E/F											
	TOTAL											
JUN	E/O											
	E/S											
	E/C											
	E/F											
	TOTAL											
JUL	E/O											
	E/S											
	E/C											
	E/F											
	TOTAL											
AUG	E/O											
	E/S											
	E/C											
	E/F											
	TOTAL											
SEP	E/O											
	E/S											
	E/C											
	E/F											
	TOTAL											
AVERAGE	E/O	349	558	182	248	0	4	12	64	544	874	1418
	E/S	16	93	14	49	0	0	1	18	31	160	191
	E/C	47	169	42	138	1	1	0	1	89	308	398
	E/F	10	54	17	53	0	0	0	0	26	108	134
	TOTAL	421	874	255	488	1	5	14	82	691	1449	2140

COUNTY OF EL PASO - CENSUS EMPLOYEE UNITS
DENTAL ENROLLMENT 10/01/06 - 09/30/07

		Active	Cobra	Retired	TOTAL
OCT	E/O	872	6	3	881
	E/S	127	3	1	131
	E/C	158	1	0	159
	E/F	119	1	0	120
	TOTAL	1276	11	4	1291
NOV	E/O	872	6	4	882
	E/S	130	3	1	134
	E/C	153	1	0	154
	E/F	118	1	0	119
	TOTAL	1273	11	5	1289
DEC	E/O	876	5	3	884
	E/S	130	3	2	135
	E/C	153	1	0	154
	E/F	117	1	0	118
	TOTAL	1276	10	5	1291
JAN	E/O				
	E/S				
	E/C				
	E/F				
	TOTAL				
FEB	E/O				
	E/S				
	E/C				
	E/F				
	TOTAL				
MAR	E/O				
	E/S				
	E/C				
	E/F				
	TOTAL				
APR	E/O				
	E/S				
	E/C				
	E/F				
	TOTAL				
MAY	E/O				
	E/S				
	E/C				
	E/F				
	TOTAL				
JUN	E/O				
	E/S				
	E/C				
	E/F				
	TOTAL				
JUL	E/O				
	E/S				
	E/C				
	E/F				
	TOTAL				
AUG	E/O				
	E/S				
	E/C				
	E/F				
	TOTAL				
SEP	E/O				
	E/S				
	E/C				
	E/F				
	TOTAL				
AVERAGE	E/O	873	6	3	882
	E/S	129	3	1	133
	E/C	155	1	0	156
	E/F	118	1	0	119
	TOTAL	1275	11	5	1290

Claim Lag Analysis

Contact: Adriana Aceves, Data Management Analyst
Access Administrators, Inc.

Case No.: 0050000 COUNTY OF EL PASO

Run Date: 01/05/07

Start at Print Date: 01/01/06

Claim Lag Analysis

End at Print Date: 12/31/06

Month Paid	PRIOR	Month Incurred												Total		
		Jan-06	Feb-06	Mar-06	Apr-06	May-06	Jun-06	Jul-06	Aug-06	Sep-06	Oct-06	Nov-06	Dec-06			
Jan-06	478,513	52,334														530,847
Feb-06	135,512	180,355	53,271													369,138
Mar-06	172,539	93,093	234,580	80,555												580,768
Apr-06	73,815	12,301	55,989	198,012	48,658											388,776
May-06	126,679	108,612	32,457	102,238	188,223	58,269										616,478
Jun-06	4,548	7,426	3,702	35,062	182,489	255,587	101,721									590,535
Jul-06	1,077	3,736	2,365	33,180	41,603	188,617	215,443	59,793								545,814
Aug-06	5,507	691	1,626	13,082	3,778	37,863	171,459	221,749	71,470							527,224
Sep-06	735	-892	3,082	2,265	3,599	8,162	18,622	79,828	159,983	87,809						363,194
Oct-06	2,618	1,016	-584	261	-402	3,132	10,193	12,048	90,530	137,480	106,222					362,513
Nov-06	8,550	11,354	18,551	155	1,130	2,351	-20,652	7,778	35,663	193,596	194,471	109,109				562,056
Dec-06	-851	24	270	1,530	119	925	2,575	9,942	6,964	16,919	119,127	172,529	131,561			461,634
TOTAL:	1,009,245	470,050	405,309	466,340	469,197	554,904	499,362	391,137	364,610	435,804	419,820	281,639	131,561			5,898,978

This report does not reflect stop loss reimbursement, administration or prescription costs.

County Walk-In Log

Contact: Olga Rosas, Customer Service Manager
Access Administrators, Inc

ACCESS ADMINISTRATORS, INC.

**County of El Paso-Walk-in Log
County Court House**

Week of: DECEMBER 4 - 8

1	Insurance Card Request	0
2	Aetna PBM Benefit Questions	0
3	Benefit Booklet or Directory	0
4	Medical/Dental Benefits Infor.	0
5	Claim Status/Questions	4
6	Claim reconsideration/Appeal	0
7	Submission/Claims/Acc details/COB's	0
8	Other	4
	Total	8

Week of: DECEMBER 11 - 15

1	Insurance Card Request	0
2	Aetna PBM Benefit Questions	1
3	Benefit Booklet or Directory	2
4	Medical/Dental Benefits Infor.	1
5	Claim Status/Questions	1
6	Claim reconsideration/Appeal	0
7	Submission/Claims/Acc details/COB's	1
8	Other	6
	Total	12

Week of: DECEMBER 18 - 22

1	Insurance Card Request	0
2	Aetna PBM Benefit Questions	0
3	Benefit Booklet or Directory	0
4	Medical/Dental Benefits Infor.	2
5	Claim Status/Questions	0
6	Claim reconsideration/Appeal	0
7	Submission/Claims/Acc details/COB's	0
8	Other	1
	Total	3

Week of: DECEMBER 25 - 29

1	Insurance Card Request	0
2	Aetna PBM Benefit Questions	0
3	Benefit Booklet or Directory	0
4	Medical/Dental Benefits Infor.	1
5	Claim Status/Questions	0
6	Claim reconsideration/Appeal	0
7	Submission/Claims/Acc details/COB's	0
8	Other	6
	Total	7

Week of: DECEMBER

1	Insurance Card Request	0
2	Aetna PBM Benefit Questions	0
3	Benefit Booklet or Directory	0
4	Medical/Dental Benefits Infor.	0
5	Claim Status/Questions	0
6	Claim reconsideration/Appeal	0
7	Submission/Claims/Acc details/COB's	0
8	Other	0
	Total	0

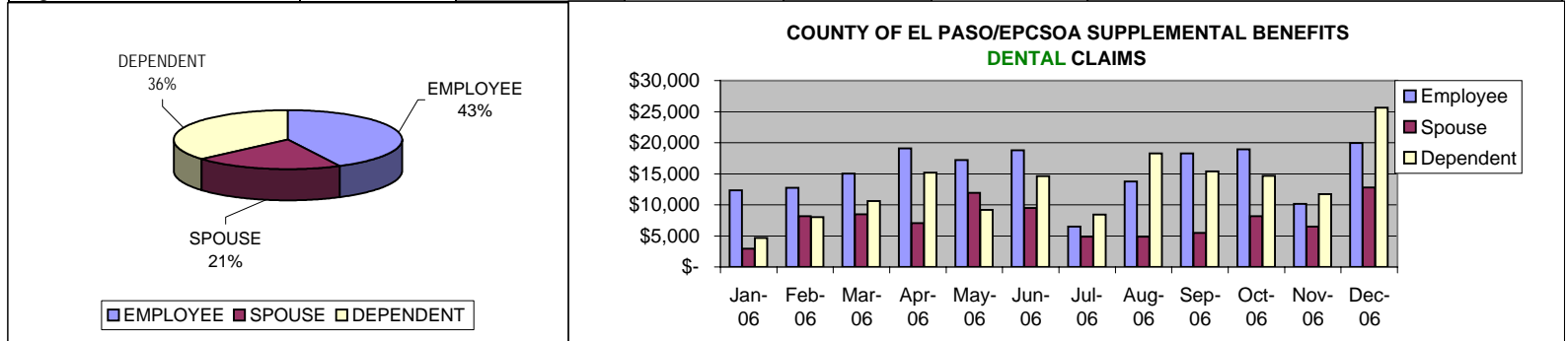
*** **Other:** Enrolled dependent to the health plan;
Dropped dependent from health plan;
Cert. Of Coverage;RX temporary id cards
EP Fitness Enroll and or Drop
Open Enrollment help.

Total Visits: 30
Calls: 65

COUNTY OF EL PASO/EPCSOA SUPPLEMENTAL BENEFITS

DENTAL CLAIMS 01/01/06 - 12/31/06

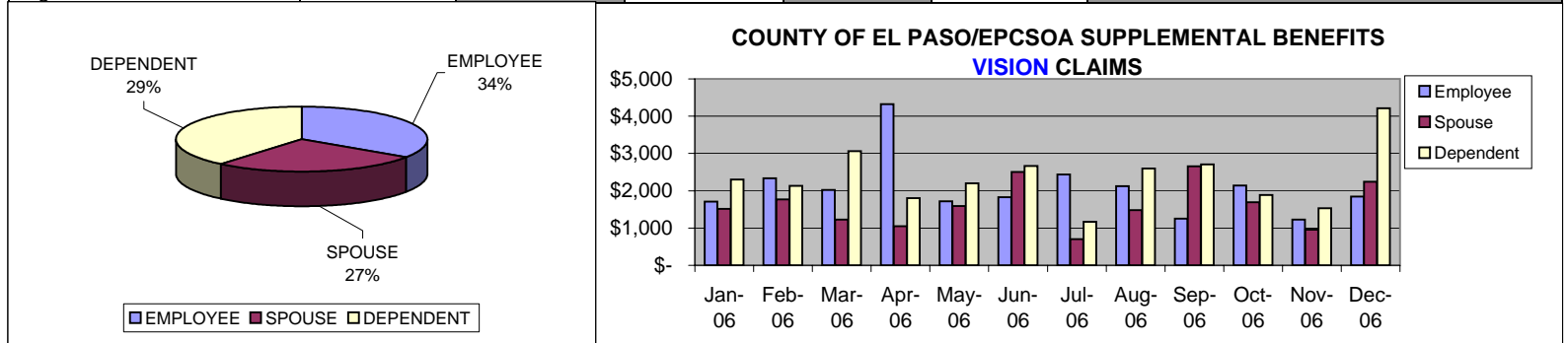
Paid Month	EMPLOYEE		SPOUSE		DEPENDENT		TOTAL	
	Member Count	Claims Paid	Member Count	Claims Paid	Member Count	Claims Paid	Member Count	Claims Paid
Jan-06	828	\$ 12,347.91	449	\$ 2,944.85	1034	\$ 4,679.96	2,311	\$ 19,972.72
Feb-06	834	\$ 12,728.89	454	\$ 8,157.98	1050	\$ 8,035.98	2,338	\$ 28,922.85
Mar-06	834	\$ 15,023.69	452	\$ 8,469.39	1050	\$ 10,597.15	2,336	\$ 34,090.23
Apr-06	832	\$ 19,077.88	453	\$ 7,063.44	1053	\$ 15,185.46	2,338	\$ 41,326.78
May-06	825	\$ 17,214.18	449	\$ 11,949.26	1045	\$ 9,196.01	2,319	\$ 38,359.45
Jun-06	821	\$ 18,770.60	446	\$ 9,471.66	1040	\$ 14,605.76	2,307	\$ 42,848.02
Jul-06	818	\$ 6,520.76	448	\$ 4,856.60	1051	\$ 8,414.23	2,317	\$ 19,791.59
Aug-06	817	\$ 13,771.94	448	\$ 4,853.07	1052	\$ 18,267.97	2,317	\$ 36,892.98
Sep-06	815	\$ 18,250.88	447	\$ 5,465.59	1050	\$ 15,368.49	2,312	\$ 39,084.96
Oct-06	812	\$ 18,940.92	446	\$ 8,160.01	1047	\$ 14,693.73	2,305	\$ 41,794.66
Nov-06	828	\$ 10,173.59	458	\$ 6,520.87	1088	\$ 11,723.13	2,374	\$ 28,417.59
Dec-06	824	\$ 19,938.90	457	\$ 12,815.77	1082	\$ 25,653.91	2,363	\$ 58,408.58
Gross Claims		\$ 182,760.14		\$ 90,728.49		\$ 156,421.78		\$ 429,910.41
Net Claims		\$ 182,760.14		\$ 90,728.49		\$ 156,421.78		\$ 429,910.41
Average Member Count	824		451		1054			
Avg. Member Cost/Month	\$ 18.48		\$ 16.78		\$ 12.37			



COUNTY OF EL PASO/EPCSOA SUPPLEMENTAL BENEFITS

VISION CLAIMS 01/01/06 - 12/31/06

Paid Month	EMPLOYEE		SPOUSE		DEPENDENT		TOTAL	
	Member Count	Claims Paid	Member Count	Claims Paid	Member Count	Claims Paid	Member Count	Claims Paid
Jan-06	827	\$ 1,705.41	448	\$ 1,513.88	1031	\$ 2,296.96	2,306	\$ 5,516.25
Feb-06	834	\$ 2,336.10	453	\$ 1,767.37	1051	\$ 2,130.92	2,338	\$ 6,234.39
Mar-06	834	\$ 2,022.21	452	\$ 1,223.82	1050	\$ 3,064.26	2,336	\$ 6,310.29
Apr-06	832	\$ 4,321.87	453	\$ 1,053.00	1053	\$ 1,802.05	2,338	\$ 7,176.92
May-06	825	\$ 1,716.34	449	\$ 1,589.89	1045	\$ 2,201.32	2,319	\$ 5,507.55
Jun-06	821	\$ 1,828.28	446	\$ 2,503.70	1040	\$ 2,665.18	2,307	\$ 6,997.16
Jul-06	818	\$ 2,437.28	448	\$ 704.06	1051	\$ 1,169.66	2,317	\$ 4,311.00
Aug-06	817	\$ 2,121.56	448	\$ 1,484.62	1052	\$ 2,599.36	2,317	\$ 6,205.54
Sep-06	815	\$ 1,250.25	447	\$ 2,656.63	1050	\$ 2,705.98	2,312	\$ 6,612.86
Oct-06	812	\$ 2,141.04	446	\$ 1,688.21	1047	\$ 1,883.65	2,305	\$ 5,712.90
Nov-06	828	\$ 1,226.69	453	\$ 956.04	1085	\$ 1,530.39	2,366	\$ 3,713.12
Dec-06	824	\$ 1,841.09	452	\$ 2,242.14	1079	\$ 4,211.01	2,355	\$ 8,294.24
Gross Claims		\$ 24,948.12		\$ 19,383.36		\$ 28,260.74		\$ 72,592.22
Net Claims		\$ 24,948.12		\$ 19,383.36		\$ 28,260.74		\$ 72,592.22
Average Member Count	824		450		1053			
Avg. Member Cost/Month	\$ 2.52		\$ 3.59		\$ 2.24			



COUNTY OF EL PASO/EPCSOA SUPPLEMENTAL BENEFITS
DENTAL ENROLLMENT 01/01/06 - 12/31/06
CENSUS - EMPLOYEE UNITS

	E/O	E/S	E/C	E/F	TOTAL
JANUARY	233	109	141	345	828
FEBRUARY	233	108	143	350	834
MARCH	235	107	143	349	834
APRIL	232	107	143	350	832
MAY	231	105	140	349	825
JUNE	230	105	141	345	821
JULY	226	102	140	350	818
AUGUST	225	102	140	350	817
SEPTEMBER	225	101	139	350	815
OCTOBER	225	100	137	350	812
NOVEMBER	230	102	138	358	828
DECEMBER	229	102	135	358	824
TOTALS:	2754	1250	1680	4204	9888

AVERAGES				
E/O	2754		12	230
E/S	1250		12	104
E/C	1680		12	140
E/F	4204		12	350
TOTAL:	9888		12	824

Employee Unit Descriptions:
E/O - employee only
E/S - employee/spouse
E/C - employee/child
E/F - employee/family

COUNTY OF EL PASO/EPCSOA SUPPLEMENTAL BENEFITS
VISION ENROLLMENT 01/01/06 - 12/31/06
CENSUS - EMPLOYEE UNITS

	E/O	E/S	E/C	E/F	TOTAL
JANUARY	233	109	141	344	827
FEBRUARY	233	108	143	350	834
MARCH	235	107	143	349	834
APRIL	232	107	143	350	832
MAY	231	105	140	349	825
JUNE	230	105	141	345	821
JULY	226	102	140	350	818
AUGUST	225	102	140	350	817
SEPTEMBER	225	101	139	350	815
OCTOBER	225	100	137	350	812
NOVEMBER	230	102	138	358	828
DECEMBER	229	102	135	358	824
TOTALS:	2754	1250	1680	4203	9887

AVERAGES				
E/O	2754		12	230
E/S	1250		12	104
E/C	1680		12	140
E/F	4203		12	350
TOTAL:	9887		12	824

Employee Unit Descriptions:
E/O - employee only
E/S - employee/spouse
E/C - employee/child
E/F - employee/family

COUNTY OF EL PASO SUPPLEMENTAL BENEFITS
DENTAL CLAIMS 01/01/06 - 12/31/06

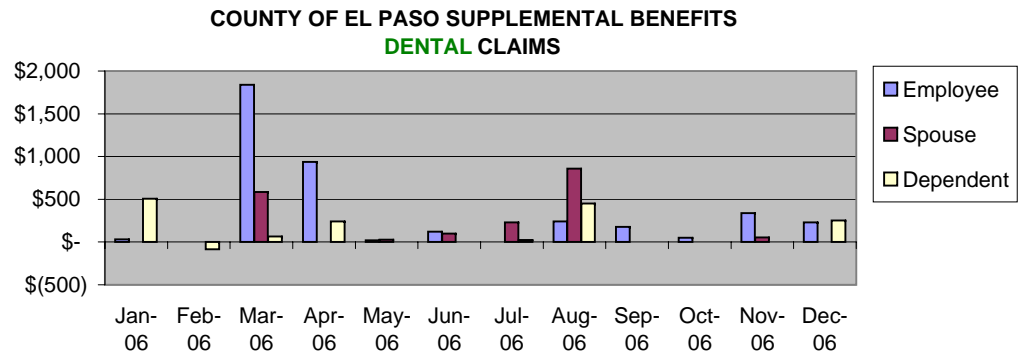
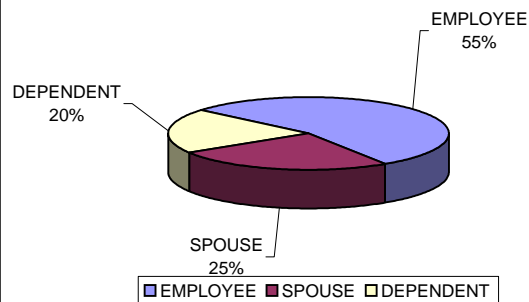
Paid Month	EMPLOYEE		SPOUSE		DEPENDENT		TOTAL	
	Member Count	Claims Paid	Member Count	Claims Paid	Member Count	Claims Paid	Member Count	Claims Paid
Jan-06	110	\$ 31.00	38	\$ -	81	\$ 505.60	229	\$ 536.60
Feb-06	113	\$ -	38	\$ -	79	\$ (83.30)	230	\$ (83.30)
Mar-06	110	\$ 1,839.20	37	\$ 584.71	78	\$ 66.00	225	\$ 2,489.91
Apr-06	109	\$ 938.80	36	\$ -	77	\$ 239.40	222	\$ 1,178.20
May-06	109	\$ 19.60	36	\$ 28.00	78	\$ -	223	\$ 47.60
Jun-06	106	\$ 120.20	35	\$ 97.80	76	\$ -	217	\$ 218.00
Jul-06	105	\$ -	35	\$ 229.51	74	\$ 24.00	214	\$ 253.51
Aug-06	105	\$ 240.40	35	\$ 859.04	73	\$ 449.40	213	\$ 1,548.84
Sep-06	104	\$ 176.40	33	\$ -	69	\$ -	206	\$ 176.40
Oct-06	102	\$ 49.60	33	\$ -	69	\$ -	204	\$ 49.60
Nov-06	99	\$ 339.80	34	\$ 55.60	70	\$ -	203	\$ 395.40
Dec-06	99	\$ 230.40	34	\$ -	72	\$ 252.92	205	\$ 483.32

Gross Claims		\$ 3,985.40		\$ 1,854.66		\$ 1,454.02		\$ 7,294.08
--------------	--	-------------	--	-------------	--	-------------	--	-------------

Net Claims		\$ 3,985.40		\$ 1,854.66		\$ 1,454.02		\$ 7,294.08
------------	--	-------------	--	-------------	--	-------------	--	-------------

Average Member Count		106		35		75		
----------------------	--	-----	--	----	--	----	--	--

Avg. Member Cost/Month	\$	3.14	\$	4.37	\$	1.62		
------------------------	----	------	----	------	----	------	--	--



*Reimbursed Amount

COUNTY OF EL PASO SUPPLEMENTAL BENEFITS
DENTAL ENROLLMENT 01/01/06 - 12/31/06
CENSUS - EMPLOYEE UNITS

	E/O	E/S	E/C	E/F	TOTAL
JANUARY	51	0	0	59	110
FEBRUARY	55	0	0	58	113
MARCH	53	0	0	57	110
APRIL	53	0	0	56	109
MAY	53	0	0	56	109
JUNE	51	0	0	55	106
JULY	50	0	0	55	105
AUGUST	50	0	0	55	105
SEPTEMBER	50	0	0	54	104
OCTOBER	50			52	102
NOVEMBER	50	0	0	49	99
DECEMBER	49	0	0	50	99
TOTALS:	615	0	0	656	1271

AVERAGES				
E/O	615		12	51
E/S	0		12	0
E/C	0		12	0
E/F	656		12	55
TOTAL:	1271		12	106

Employee Unit Descriptions:
E/O - employee only
E/S - employee/spouse
E/C - employee/child
E/F - employee/family